

**CITY OF PINEY POINT VILLAGE
CITY COUNCIL**

Mark Kobelan, Mayor
Michael Herminghaus, Council Position 1
Dale Dodds, Council Position 2
Joel Bender, Council Position 3, Mayor Pro Tem
Aliza Dutt, Council Position 4
Jonathan C. Curth, Council Position 5



**COUNCIL CHAMBERS
7676 WOODWAY, SUITE 300
HOUSTON, TEXAS 77063**

Robert Pennington, City Administrator
David Olson, City Attorney

Phone (713) 782-0271
www.cityofpineypoint.com

**THE CITY OF PINEY POINT VILLAGE
REGULAR COUNCIL MEETING
MONDAY, SEPTEMBER 25, 2023
6:00 PM**

NOTICE IS HEREBY GIVEN THAT THE CITY COUNCIL OF THE CITY OF PINEY POINT VILLAGE WILL HOLD A REGULAR COUNCIL MEETING ON MONDAY, SEPTEMBER 25, 2023, AT 6:00 P.M. AT ECCLESIA CHURCH, 325 PINEY POINT ROAD, HOUSTON, TEXAS 77024, TO DISCUSS THE AGENDA ITEMS LISTED BELOW.

I. DECLARATION OF QUORUM AND CALL TO ORDER

II. PLEDGE OF ALLEGIANCE

III. CITIZENS WISHING TO ADDRESS COUNCIL - *Any person with city-related business may speak to the Council. In compliance with the Texas Open Meetings Act, if a member of the public comments or inquires about a subject that is not explicitly identified on the agenda, a member of the Council or a Staff Member may only respond by stating specific factual information or reciting existing policy. The City Council may not deliberate or vote on the non-agenda matter.*

IV. PUBLIC HEARINGS

1. Public Hearing on an ordinance adopting the Proposed 2024 Budget.
 - a) Open Public Hearing to allow citizens of Piney Point Village to comment regarding an ordinance adopting the Proposed 2024 budget. Individuals are granted four (4) minutes per public hearing item.
 - b) Close Public Hearing.
2. Public Hearing on an ordinance adopting the 2023 Proposed Property Tax Rate.
 - a) Open Public Hearing to allow citizens of Piney Point Village to comment regarding an ordinance adopting the 2023 Proposed Property Tax Rate. Individuals are granted four (4) minutes per public hearing item.
 - b) Close Public Hearing.

V. NEW BUSINESS

3. Consideration and acceptance of the Harris Central Appraisal District 2023 Certified Appraisal Roll for Piney Point Village by Ordinance.
4. Consideration and possible action on an ordinance adopting the 2024 Budget for the City of Piney Point Village [*must be a record vote to adopt*].
5. Consideration and ratification that requires raising more revenue from property taxes than in the previous year, requiring a separate vote of the governing body to ratify the property tax increase reflected in the City of Piney Point Village 2024 Budget.
6. Consideration and possible action setting the Debt Service Tax Rate of \$0.028633 per \$100 of assessed valuation of all taxable property within the city's corporate limits for Tax Year 2023.
7. Consideration and possible action on setting the Maintenance and Operations Tax Rate of \$0.226507 per \$100 of assessed valuation of all taxable property within the city's corporate limits for the Tax Year 2023.
8. Consideration and possible action on the maintenance and operations component of the tax rate, action on the debt service component of the tax rate, and action on an ordinance concerning the combined 2023 Tax Rate [Law requires a vote to ratify the property tax reflected in the budget].
9. Consideration and possible action on the Memorial Villages Police Department Monthly Report.
10. Consideration and possible action on the Village Fire Department Monthly Report.
11. Consideration and possible action on a contract renewal of Solid Waste Collection and Disposal Services.
12. Consideration and possible action on the Mayor's Monthly Report.
13. Consideration and possible action on the City Administrator's Monthly Report.
 - a) Financial Related Items:
 - i. Financial Report – August 2023.
 - ii. Disbursement – Bright Landscape Design; \$17,698.35.
 - iii. Disbursement – AR Turnkee; \$1,280,397.05.
 - iv. Disbursement – Uretek; \$39,020.91
 - v. Reimbursement TCO – 583 Magnolia Cr.; \$25,000.
 - b) Specific Use Permit Projects – Updates.
 - c) Holiday Event Planning.
 - d) Maintenance Contract Renewal.
14. Consideration and possible action on designating a representative as the General Assembly and an alternate authorized to serve as the voting representative of HGAC's 2024 General Assembly.

15. Consideration and possible action on quotes received for tree plantings for public right-of-way landscape areas.
16. Consideration and possible action on the Green Oaks Drive drainage system on the south side of Green Oaks Drive.
17. Consideration and possible action on quotes received to mechanically remove roots from the inside of the storm sewer pipe on South Country Squire or perform storm sewer point repairs to remove roots and repair infiltration points on the storm sewer pipe on South Country Squire.
18. Consideration and possible action on the Engineer's Report.
19. Consideration and possible action on approval of the minutes for the Regular Session Council Meeting held on August 28, 2023.
20. Consideration and possible action on future agenda items, meeting dates, and similar matters.

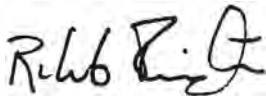
VI. EXECUTIVE SESSION UNDER TEXAS GOVERNMENT CODE

21. The City Council will now hold a closed executive meeting pursuant to the provision of Chapter 551, Texas Government Code, in accordance with the authority contained in:
 - a) **Section 551.071**- Consultation with City Attorney.
 - b) **Section 551.072**- Real Estate Property.
 - c) Reconvene into an open session.
22. Consideration and possible action on items discussed in Executive Session.

VII. ADJOURNMENT

CERTIFICATION

I certify that a copy of the September 25, 2023, agenda of items to be considered by the Piney Point Village City Council was posted in a place convenient to the general public in compliance with Chapter 551 of the Texas Government Code on September 22, 2023.



Robert Pennington
City Administrator / City Secretary



In compliance with the Americans with Disabilities Act, the City of Piney Point Village will provide reasonable accommodations for persons attending City Council meetings. This facility is wheelchair-accessible, and accessible parking spaces are available. To better serve you, your requests should be received 48 hours before the meeting. Please contact Robert Pennington at 713-230-8703. The City Council reserves the right to adjourn into a Closed Executive Session at any time under the Texas Government Code, Section 551.071 to consult with an attorney.

TO: City Council

FROM: R. Pennington, City Administrator
M. Yi, Finance Director

MEETING DATE: September 25, 2023

SUBJECT: Conduct a scheduled public hearing concerning the City of Piney Point Village Proposed 2024 Budget.

Agenda Item: 1

This public hearing is being held in compliance with the Texas Local Government Code Sec. 102.006, which requires municipalities to hold a public hearing on the proposed budget. Our official newspaper provided proper notice to hold a public hearing.

This hearing is open to the public, and everyone attending will have the opportunity to speak for or against these requests per the procedures of the city council.

Ordinance 2023.09 is on the current agenda for council consideration and possible action.

Attachments:

Legal Notice

**CITY OF PINEY POINT VILLAGE,
TEXAS**

**NOTICE OF PUBLIC HEARING
FISCAL YEAR 2024 BUDGET**

THE CITY COUNCIL FOR THE CITY OF PINEY POINT VILLAGE, TEXAS, WILL CONDUCT A PUBLIC HEARING ON MONDAY, SEPTEMBER 25, 2023, AT 6:00 P.M., AT ECCLESIA, 325 PINEY POINT DR., HOUSTON, TEXAS 77024, TO DISCUSS THE PROPOSED FISCAL YEAR 2024 BUDGET FOR THE CITY OF PINEY POINT VILLAGE, TEXAS. THE PROPOSED BUDGET CAN BE INSPECTED BY THE PUBLIC DURING REGULAR BUSINESS HOURS AT PINEY POINT VILLAGE CITY HALL, AT 7676 WOODWAY DRIVE, SUITE 300, HOUSTON, TEXAS 77063, OR ANYTIME ON THE CITY'S WEBSITE.

THIS BUDGET WILL RAISE MORE REVENUE FROM PROPERTY TAXES THAN LAST YEAR'S BUDGET BY AN AMOUNT OF \$46,376, WHICH IS A 0.59 PERCENT INCREASE FROM LAST YEAR'S BUDGET. THE PROPERTY TAX REVENUE TO BE RAISED FROM NEW PROPERTY ADDED TO THE TAX ROLL THIS YEAR IS \$122,369.

THE PROPOSED BUDGET FOR THE FISCAL YEAR BEGINNING JANUARY 1, 2024, AND ENDING DECEMBER 31, 2024, INCLUDES AN UNCHANGED PROPERTY TAX RATE AT \$0.255140 PER \$100 OF TAXABLE VALUE.

TO: City Council

FROM: R. Pennington, City Administrator
M. Yi, Finance Director

MEETING DATE: September 25, 2023

SUBJECT: Conduct a public hearing on the Proposed 2023 Property Tax Rate of \$0.255140 per \$100 in assessed value funding the 2024 Budget beginning January 1, 2024, and ending December 31, 2024, for the betterment of the community at large.

Agenda Item: 2

Section 26.05(d) of the Texas Tax Code requires the City Council to hold a public hearing on the proposed tax rate for Fiscal Year 2024 prior to adopting a tax rate that exceeds the No-New Revenue Tax Rate and to provide notice of the public hearing in compliance with Section 26.06 of the Texas Tax Code.

The proposed Fiscal Year 2024 Proposed Tax Rate of \$0.255140 per \$100 valuation is higher than the No-New-Revenue Tax Rate of \$0.254452 per \$100 and lower than the Voter-Approval Tax Rate of \$0.270946 per \$100.

This hearing is open to the public, and everyone attending will have the opportunity to speak for or against these requests per the procedures of the city council.

Ordinance 2023.09A is on the current agenda for council consideration and possible action.

Attachments:

Legal notice - published September 6, 2023.

NOTICE OF PUBLIC HEARING ON TAX INCREASE

A tax rate of \$0.255140 per \$100 valuation has been proposed by the governing body of City of Piney Point Village.

PROPOSED TAX RATE	\$0.255140 per \$100
NO-NEW-REVENUE TAX RATE	\$0.254452 per \$100
VOTER-APPROVAL TAX RATE	\$0.270946 per \$100

The no-new-revenue tax rate is the tax rate for the 2023 tax year that will raise the same amount of property tax revenue for City of Piney Point Village from the same properties in both the 2022 tax year and the 2023 tax year.

The voter-approval rate is the highest tax rate that City of Piney Point Village may adopt without holding an election to seek voter approval of the rate.

The proposed tax rate is greater than the no-new-revenue tax rate. This means that City of Piney Point Village is proposing to increase property taxes for the 2023 tax year.

A PUBLIC HEARING ON THE PROPOSED TAX RATE WILL BE HELD ON September 25, 2023 AT 6:00 PM AT ECCLESIA; 325 Piney Point Dr., Houston, TX 77024.

The proposed tax rate is not greater than the voter-approval tax rate. As a result, City of Piney Point Village is not required to hold an election at which voters may accept or reject the proposed tax rate. However, you may express your support for or opposition to the proposed tax rate by contacting the members of the City of Piney Point Village of City of Piney Point Village at their offices or by attending the public hearing mentioned above.

YOUR TAXES OWED UNDER ANY OF THE RATES MENTIONED ABOVE CAN BE CALCULATED AS FOLLOWS:

Property tax amount = (tax rate) x (taxable value of your property)/100

- | | | |
|--------------------------------|---------------------|----------------|
| FOR the proposal: | Dale Dodds | Joel Bender |
| | Aliza Dutt | Jonathan Curth |
| AGAINST the proposal: | | |
| PRESENT and not voting: | Mark Kobelan | |
| ABSENT: | Michael Herminghaus | |

Visit [Texas.gov/PropertyTaxes](https://www.texas.gov/PropertyTaxes) to find a link to your local property tax database on which you can easily access information regarding your property taxes, including information about proposed tax rates and scheduled public hearings of each entity that taxes your property.

The 86th Texas Legislature modified the manner in which the voter-approval tax rate is calculated to limit the rate of growth of property taxes in the state.

The following table compares the taxes imposed on the average residence homestead by City of Piney Point Village last year to the taxes proposed to be imposed on the average residence homestead by City of Piney Point Village this year.

	2022	2023	Change
Total tax rate (per \$100 of value)	\$0.255140	\$0.255140	increase of 0.000000, or 0.00%
Average homestead taxable value	\$2,538,998	\$2,735,739	increase of 196,741, or 7.75%
Tax on average homestead	\$6,478.00	\$6,979.96	increase of 501.96, or 7.75%
Total tax levy on all properties	\$7,840,001	\$7,886,377	increase of 46,376, or 0.59%

For assistance with tax calculations, please contact the tax assessor for City of Piney Point Village at Spring Branch ISD Tax Office at 713-251-7960 or taxoffice@springbranchisd.com, or visit www.cityofpineypoint.com for more information.

TO: City Council

FROM: R. Pennington, City Administrator
M. Yi, Finance Director

MEETING DATE: September 25, 2023

SUBJECT: Consideration and acceptance of the Harris Central Appraisal District 2023 Certified Appraisal Roll for Piney Point Village by Ordinance.

Agenda Item: 3

The Certified Appraisal Roll lists all the taxable property and values within the City limits for 2023.

Harris Central Appraisal District provided the 2023 Certified Appraisal Roll on September 1, 2023, which lists all the taxable property and values within the city limits. The total appraised value “now” on the appraisal roll for this unit is \$3,210,491,161. The taxable value “now” on the appraisal roll for PPV is \$2,979,645,107.

As required by Section 26.01(c), Texas Tax Code, HCAD included PPV roll a listing of those properties that are taxable by PPV but are under protest and are therefore not included in the appraisal roll values approved by the appraisal review board and certified above. HCAD's estimate of the total taxable value that will be assigned to such properties if the appraisal review board upholds the owners' claims is \$60,529,629.

According to Section 26.01(d), Texas Tax code, the estimated value of taxable property not under protest and not yet included on the certified appraisal roll, after hearing loss, is \$57,870,521. Therefore, the total taxable value attained on the 2023 Certified Roll is \$3,098,045,257.

The Texas Tax Code requires the Council's approval of the certified appraisal roll.

Recommendation:

Accept the submitted Certified 2023 Tax Roll.

Attachments:

HCAD Certifications.
Ordinance No. 2023.09

ORDINANCE NO. 2023.09

AN ORDINANCE OF THE CITY OF PINEY POINT VILLAGE, TEXAS, APPROVING THE 2023 CERTIFIED APPRAISAL ROLL; PROVIDING FOR THE INCORPORATION OF A PREAMBLE; AND PROVIDING A REPEALER CLAUSE, A SEVERABILITY CLAUSE, AND AN EFFECTIVE DATE.

WHEREAS, the Harris Central Appraisal District (“HCAD”) prepares the certified appraisal roll and roll under protest of the taxable property in the City of Piney Point Village, Texas; and

WHEREAS, the City uses the certified appraisal roll and roll under protest received from the HCAD to calculate the No-New-Revenue, Voter-Approval, and De-Minimis tax rates applicable to taxable property in the City; and

WHEREAS, approval by the City of the certified appraisal roll is required by State law as an integral part of the City’s ability to levy and collect property taxes; and

WHEREAS, the City Council does hereby find and determine that the 2023 Certified Appraisal Roll certified by HCAD should be approved.

NOW, THEREFORE, BE IT ORDAINED BY THE CITY COUNCIL OF THE CITY OF PINEY POINT VILLAGE, TEXAS, THAT:

Section 1. The facts and matters contained in the preamble of this Ordinance are hereby found to be true and correct and are incorporated herein.

Section 2. The City Council hereby approves the 2023 certified appraisal roll of the City of \$3,098,045,257 assessed valuation, based on the approved roll and at 100% of the roll under protest as approved by the Appraisal Review Board of HCAD.

Section 3. This Ordinance shall be cumulative of all other Ordinances. It shall not repeal any of the provisions of said Ordinances except in those instances where there are direct conflicts with the provisions of this Ordinance. Ordinances or parts thereof in force at the time this Ordinance shall take effect and that are inconsistent with this Ordinance are hereby repealed to the extent that they are inconsistent with this Ordinance.

Section 4. If any section, article, paragraph, sentence, clause, phrase, or word in this Ordinance, or application thereof to any person or circumstance, is held invalid or unconstitutional by a court of competent jurisdiction. In that case, such holding shall not affect the validity of the remaining portions of the Ordinance. The City Council hereby declares it would have passed such remaining portions of the Ordinance despite such invalidity, which remaining portions shall remain in full force and effect.

PASSED, APPROVED, AND ADOPTED on the first and final reading this 25th day of September 2023.

Mark Kobelan, Mayor

ATTEST:

Robert Pennington, City Secretary

075

Mailing Address:

Office of the Chief Appraiser

P.O. Box 920975

Houston, TX 77292-0975



Harris Central Appraisal District

13013 Northwest Fwy, Houston, Texas

Information Center: (713)957-7800

September 1, 2023

Ms. Elizabeth Ruiz
Assessor Collector
City of Piney Point Village
P O Box 19037
Houston TX 77224 -9037

Dear Assessor Collector:

On August 18, 2023 the Appraisal Review Board of Harris County approved the 2023 appraisal records under Sec. 41.12, Tax Code. Accordingly, I am certifying this year's appraisal roll to each taxing unit.

Approved & Certified Accounts

Accounts on your certified roll include accounts on which no protest was filed, as well as accounts for which the ARB has completed the protest process.

Uncertified Accounts

We have also included a report listing accounts that are still under protest and those which we believe to be taxable in your jurisdiction but which are not yet included on your certified roll. Estimated values for these properties are summarized in the enclosed reports. Final certified values for these properties will be provided on later supplemental rolls.

Other Information

Also included in your certification packet is a sheet titled "WHERE TO FIND." This sheet notes where to find information you will need to calculate your no new revenue and voter approved tax rates. The certified residential homestead report includes a summary of average residential values in your unit, which is information required for your tax rate hearing notices.

Please review the homestead exemption data in your printouts to ensure that we used the most current information on your exemption rates. Also, remember that homestead exemptions may be claimed up to two years after the delinquency date for the taxes on the homestead. This means that your tax base will be reduced by late applications filed during this extended application period.

Additional value loss may result from provisions in the Tax Code that allow for district court, SOAH, or arbitration appeal of ARB decisions; late protests; and corrections.

Sincerely,

A handwritten signature in black ink that reads "Roland Altinger".

Roland Altinger, CAE, RPA, CTA
Chief Appraiser

Enclosures

HARRIS CENTRAL APPRAISAL DISTRICT
HOUSTON, TEXAS

THE STATE OF TEXAS, }
COUNTY OF HARRIS. }

2023
CERTIFICATION OF APPRAISAL ROLL AND
LISTING OF PROPERTIES UNDER SECS. 26.01(c) AND (d)
FOR
City of Piney Point Village

Pursuant to Section 26.01(a), Texas Tax Code, I hereby certify the 2023 appraisal roll of properties taxable by City of Piney Point Village. The roll is delivered in electronic form.

The total appraised value now on the appraisal roll for this unit is: \$3,210,491,161

The taxable value now on the appraisal roll for this unit is: \$2,979,645,107

As required by Section 26.01(c), Texas Tax Code, I have included with your roll a listing of those properties which are taxable by the unit but which are under protest and are therefore not included in the appraisal roll values approved by the appraisal review board and certified above. My estimate of the total taxable value which will be assigned to such properties if the owners' claims are upheld by the appraisal review board is: \$60,529,629

Pursuant to Section 26.01(d), Texas Tax code, the estimated value of taxable property not under protest and not yet included on the certified appraisal roll, after hearing loss, is \$57,870,521

Signed this 1st day of September, 2023



Roland Altinger

Roland Altinger, CAE, RPA, CTA
Chief Appraiser

ASSESSOR'S ACKNOWLEDGEMENT

As tax assessor/collector of the above-named taxing unit, I hereby acknowledge receipt of the certified 2023 appraisal roll on this the _____ day of _____, 2023

075 PINEY POINT VILLAGE
 TAX YEAR: 2023

HARRIS CENTRAL APPRAISAL DISTRICT
 PROPERTY USE CATEGORY RECAP
 CERTIFIED ROLL 00

LAST UPDATED: 08/18/2023
 DELV DATE: 09/01/2023

PROPERTY USE CATEGORY	UNITS	ACREAGE	MARKET	APPRAISED	PRODUCTIVITY	EXEMPTIONS	TAXABLE VALUE
A1 Real, Residential, Single-Family	1,085	906.5208	3,074,198,659	2,961,804,181	0	47,899,700	2,913,904,481
A2 Real, Residential, Mobile Homes	0	0.0000	0	0	0	0	0
B1 Real, Residential, Multi-Family	0	0.0000	0	0	0	0	0
B2 Real, Residential, Two-Family	0	0.0000	0	0	0	0	0
B3 Real, Residential, Three-Family	0	0.0000	0	0	0	0	0
B4 Real, Residential, Four- or More-Family	0	0.0000	0	0	0	0	0
C1 Real, Vacant Lots/Tracts	40	40.4673	55,564,830	55,449,875	0	0	55,449,875
C2 Real, Vacant Commercial	1	0.1130	138	138	0	0	138
C3 Real, Vacant	3	3.7633	5,274,395	5,274,395	0	0	5,274,395
D1 Real, Qualified Agricultural Land	0	0.0000	0	0	0	0	0
D2 Real, Unqualified Agricultural Land	0	0.0000	0	0	0	0	0
E1 Real, Farm & Ranch Improved	0	0.0000	0	0	0	0	0
F1 Real, Commercial	0	0.0000	0	0	0	0	0
F2 Real, Industrial	0	0.0000	0	0	0	0	0
G1 Oil and Mineral Gas Reserves	0	0.0000	0	0	0	0	0
G2 Real Property Other Mineral Reserves	0	0.0000	0	0	0	0	0
H1 Tangible, Vehicles	0	0.0000	0	0	0	0	0
H2 Tangible, Goods In Transit	0	0.0000	0	0	0	0	0
I1 Real, Banks	0	0.0000	0	0	0	0	0
J1 Real & Tangible Personal, Utility Water	0	0.0000	0	0	0	0	0

075 PINEY POINT VILLAGE
 TAX YEAR: 2023

HARRIS CENTRAL APPRAISAL DISTRICT
 PROPERTY USE CATEGORY RECAP
 CERTIFIED ROLL 00

LAST UPDATED: 08/18/2023
 DELV DATE: 09/01/2023

PROPERTY USE CATEGORY	UNITS	ACREAGE	MARKET	APPRAISED	PRODUCTIVITY	EXEMPTIONS	TAXABLE VALUE
J2 Gas Companies	1	0.0000	810,840	810,840	0	0	810,840
J3 Electric Companies	1	0.0000	1,186,300	1,186,300	0	0	1,186,300
J4 Telephone Companies	2	0.0000	247,430	247,430	0	0	247,430
J5 Railroads	0	0.0000	0	0	0	0	0
J6 Pipelines	0	0.0000	0	0	0	0	0
J7 Major Cable Television Systems	2	0.0000	1,700,750	1,700,750	0	0	1,700,750
L1 Tangible, Commercial	50	0.0000	6,724,293	6,724,293	0	5,814,460	909,833
L2 Tangible, Industrial	3	0.0000	161,065	161,065	0	0	161,065
M1 Tangible, Nonbusiness Watercraft	0	0.0000	0	0	0	0	0
M2 Tangible, Nonbusiness Aircraft	0	0.0000	0	0	0	0	0
M3 Tangible, Mobile Homes	0	0.0000	0	0	0	0	0
M4 Tangible, Miscellaneous	0	0.0000	0	0	0	0	0
N1 Intangibles	0	0.0000	0	0	0	0	0
O1 Inventory	0	0.0000	0	0	0	0	0
O2 Inventory	0	0.0000	0	0	0	0	0
S1 Dealer Inventory	0	0.0000	0	0	0	0	0
U0 Unknown	0	0.0000	0	0	0	0	0
XA Public Property for Housing Indigent Persons	0	0.0000	0	0	0	0	0
XB Income Producing Personal Property (<\$2500)	0	0.0000	0	0	0	0	0
XC Mineral Interest (<\$500)	0	0.0000	0	0	0	0	0

075 PINEY POINT VILLAGE
 TAX YEAR: 2023

HARRIS CENTRAL APPRAISAL DISTRICT
 PROPERTY USE CATEGORY RECAP
 CERTIFIED ROLL 00

LAST UPDATED: 08/18/2023
 DELV DATE: 09/01/2023

PROPERTY USE CATEGORY	UNITS	ACREAGE	MARKET	APPRAISED	PRODUCTIVITY	EXEMPTIONS	TAXABLE VALUE
XD Improving Property for Housing w/ Volunteer Labor	0	0.0000	0	0	0	0	0
XE Community Housing Development Organizations	0	0.0000	0	0	0	0	0
XF Assisting Ambulatory Health Care Centers	0	0.0000	0	0	0	0	0
XG Primarily Performing Charitable Functions	0	0.0000	0	0	0	0	0
XH Developing Model Colonia Subdivisions	0	0.0000	0	0	0	0	0
XI Youth Spiritual, Mental and Physical Development	0	0.0000	0	0	0	0	0
XJ Private Schools	2	65.5800	95,613,605	95,613,605	0	95,613,605	0
XL Economic Development Services to Local Community	0	0.0000	0	0	0	0	0
XM Marine Cargo Containers	0	0.0000	0	0	0	0	0
XN Motor Vehicles Leased for Personal Use	0	0.0000	0	0	0	0	0
XO Motor Vehicles (Income Production & Personal Use)	0	0.0000	0	0	0	0	0
XP Offshore Drilling Equipment Not In Use	0	0.0000	0	0	0	0	0
XQ Intracoastal Waterway Dredge Disposal Site	0	0.0000	0	0	0	0	0
XR Nonprofit Water or Wastewater Corporations	0	0.0000	0	0	0	0	0
XS Raw Cocoa and Green Coffee Held in Harris County	0	0.0000	0	0	0	0	0
XT Limitation on Taxes in Certain Municipalities	0	0.0000	0	0	0	0	0
XU Miscellaneous Exemptions	0	0.0000	0	0	0	0	0
XV Other Exempt (Incl Public, Religious, Charitable)	33	57.4733	81,518,289	81,518,289	0	81,518,289	0
JURISDICTION TOTALS	1,223	1,073.9177	\$3,323,000,594	\$3,210,491,161	\$0	\$230,846,054	\$2,979,645,107

HARRIS CENTRAL APPRAISAL DISTRICT
 STATE CATEGORY RECAP FOR STATE REPORTING
 EXEMPTION TYPES USED (CBD FTZ GCC IFC ODR PEX PUV SPV TOT UND)
 CERTIFIED ROLL 00

075 PINEY POINT VILLAGE
 TAX YEAR: 2023

PROPERTY USE CATEGORY	UNITS	CERTIFIED MARKET VALUE	CERTIFIED TOTAL EXEMPTIONS	CERTIFIED MARKET LESS TOTAL EXEMPTIONS
A1 Real, Residential, Single-Family	1,085	3,074,198,659	0	3,074,198,659
A2 Real, Residential, Mobile Homes	0	0	0	0
B1 Real, Residential, Multi-Family	0	0	0	0
B2 Real, Residential, Two-Family	0	0	0	0
B3 Real, Residential, Three-Family	0	0	0	0
B4 Real, Residential, Four- or More-Family	0	0	0	0
C1 Real, Vacant Lots/Tracts	40	55,564,830	0	55,564,830
C2 Real, Vacant Commercial	1	138	0	138
C3 Real, Vacant	3	5,274,395	0	5,274,395
D1 Real, Qualified Agricultural Land	0	0	0	0
D2 Real, Unqualified Agricultural Land	0	0	0	0
E1 Real, Farm & Ranch Improved	0	0	0	0
F1 Real, Commercial	0	0	0	0
F2 Real, Industrial	0	0	0	0
G1 Oil and Mineral Gas Reserves	0	0	0	0
G2 Real Property Other Mineral Reserves	0	0	0	0
H1 Tangible, Vehicles	0	0	0	0
H2 Tangible, Goods In Transit	0	0	0	0
I1 Real, Banks	0	0	0	0
J1 Real & Tangible Personal, Utility Water	0	0	0	0

HARRIS CENTRAL APPRAISAL DISTRICT
STATE CATEGORY RECAP FOR STATE REPORTING
EXEMPTION TYPES USED (CBD FTZ GCC IFC ODR PEX PUV SPV TOT UND)
CERTIFIED ROLL 00

075 PINEY POINT VILLAGE
TAX YEAR: 2023

PROPERTY USE CATEGORY	UNITS	CERTIFIED MARKET VALUE	CERTIFIED TOTAL EXEMPTIONS	CERTIFIED MARKET LESS TOTAL EXEMPTIONS
J2 Gas Companies	1	810,840	0	810,840
J3 Electric Companies	1	1,186,300	0	1,186,300
J4 Telephone Companies	2	247,430	0	247,430
J5 Railroads	0	0	0	0
J6 Pipelines	0	0	0	0
J7 Major Cable Television Systems	2	1,700,750	0	1,700,750
L1 Tangible, Commercial	50	6,724,293	5,814,460	909,833
L2 Tangible, Industrial	3	161,065	0	161,065
M1 Tangible, Nonbusiness Watercraft	0	0	0	0
M2 Tangible, Nonbusiness Aircraft	0	0	0	0
M3 Tangible, Mobile Homes	0	0	0	0
M4 Tangible, Miscellaneous	0	0	0	0
N1 Intangibles	0	0	0	0
O1 Inventory	0	0	0	0
O2 Inventory	0	0	0	0
S1 Dealer Inventory	0	0	0	0
U0 Unknown	0	0	0	0
XA Public Property for Housing Indigent Persons	0	0	0	0
XB Income Producing Personal Property (<\$2500)	0	0	0	0
XC Mineral Interest (<\$500)	0	0	0	0

HARRIS CENTRAL APPRAISAL DISTRICT
STATE CATEGORY RECAP FOR STATE REPORTING
EXEMPTION TYPES USED (CBD FTZ GCC IFC ODR PEX PUV SPV TOT UND)
CERTIFIED ROLL 00

075 PINEY POINT VILLAGE
TAX YEAR: 2023

PROPERTY USE CATEGORY	UNITS	CERTIFIED MARKET VALUE	CERTIFIED TOTAL EXEMPTIONS	CERTIFIED MARKET LESS TOTAL EXEMPTIONS
XD Improving Property for Housing w/ Volunteer Labor	0	0	0	0
XE Community Housing Development Organizations	0	0	0	0
XF Assisting Ambulatory Health Care Centers	0	0	0	0
XG Primarily Performing Charitable Functions	0	0	0	0
XH Developing Model Colonia Subdivisions	0	0	0	0
XI Youth Spiritual, Mental and Physical Development	0	0	0	0
XJ Private Schools	2	95,613,605	95,613,605	0
XL Economic Development Services to Local Community	0	0	0	0
XM Marine Cargo Containers	0	0	0	0
XN Motor Vehicles Leased for Personal Use	0	0	0	0
XO Motor Vehicles (Income Production & Personal Use)	0	0	0	0
XP Offshore Drilling Equipment Not In Use	0	0	0	0
XQ Intracoastal Waterway Dredge Disposal Site	0	0	0	0
XR Nonprofit Water or Wastewater Corporations	0	0	0	0
XS Raw Cocoa and Green Coffee Held in Harris County	0	0	0	0
XT Limitation on Taxes in Certain Municipalities	0	0	0	0
XU Miscellaneous Exemptions	0	0	0	0
XV Other Exempt (Incl Public, Religious, Charitable)	33	81,518,289	81,518,289	0
JURISDICTION TOTALS:	1,223	\$3,323,000,594	\$182,946,354	\$3,140,054,240

075 PINEY POINT VILLAGE

CERTIFIED YEAR COMPARE REPORT

LAST UPDATED 08/18/2023

2023 CERTIFIED APPRAISAL ROLL 00

PROPERTY USE CATEGORY RECAP

DELV DATE 09/01/2023

PROPERTY USE CATEGORY	YEAR	UNITS	ACREAGE	APPRAISED	PRODUCTIVITY	EXEMPTIONS	TAXABLE VALUE
E1 Real, Farm & Ranch Improved	2023	0	0.0000	0	0	0	0
	2022	0	0.0000	0	0	0	0
		0.00%	0.00%	0.00%	0.00%	0.00%	0.00%
F1 Real, Commercial	2023	0	0.0000	0	0	0	0
	2022	0	0.0000	0	0	0	0
		0.00%	0.00%	0.00%	0.00%	0.00%	0.00%
F2 Real, Industrial	2023	0	0.0000	0	0	0	0
	2022	0	0.0000	0	0	0	0
		0.00%	0.00%	0.00%	0.00%	0.00%	0.00%
G1 Oil and Mineral Gas Reserves	2023	0	0.0000	0	0	0	0
	2022	0	0.0000	0	0	0	0
		0.00%	0.00%	0.00%	0.00%	0.00%	0.00%
G2 Real Property Other Mineral Reserves	2023	0	0.0000	0	0	0	0
	2022	0	0.0000	0	0	0	0
		0.00%	0.00%	0.00%	0.00%	0.00%	0.00%
H1 Tangible, Vehicles	2023	0	0.0000	0	0	0	0
	2022	0	0.0000	0	0	0	0
		0.00%	0.00%	0.00%	0.00%	0.00%	0.00%
H2 Tangible, Goods In Transit	2023	0	0.0000	0	0	0	0
	2022	0	0.0000	0	0	0	0
		0.00%	0.00%	0.00%	0.00%	0.00%	0.00%
I1 Real, Banks	2023	0	0.0000	0	0	0	0
	2022	0	0.0000	0	0	0	0
		0.00%	0.00%	0.00%	0.00%	0.00%	0.00%
J1 Real & Tangible Personal, Utility Water	2023	0	0.0000	0	0	0	0
	2022	0	0.0000	0	0	0	0
		0.00%	0.00%	0.00%	0.00%	0.00%	0.00%
J2 Gas Companies	2023	1	0.0000	810,840	0	0	810,840
	2022	1	0.0000	701,310	0	0	701,310
		0.00%	0.00%	0.16%	0.00%	0.00%	0.16%
J3 Electric Companies	2023	1	0.0000	1,186,300	0	0	1,186,300
	2022	1	0.0000	1,097,080	0	0	1,097,080
		0.00%	0.00%	0.08%	0.00%	0.00%	0.08%

075 PINEY POINT VILLAGE

CERTIFIED YEAR COMPARE REPORT

LAST UPDATED 08/18/2023

2023 CERTIFIED APPRAISAL ROLL 00

PROPERTY USE CATEGORY RECAP

DELV DATE 09/01/2023

PROPERTY USE CATEGORY	YEAR	UNITS	ACREAGE	APPRAISED	PRODUCTIVITY	EXEMPTIONS	TAXABLE VALUE
XT Limitation on Taxes in Certain Municipalities	2023	0	0.0000	0	0	0	0
	2022	0	0.0000	0	0	0	0
		0.00%	0.00%	0.00%	0.00%	0.00%	0.00%
XU Miscellaneous Exemptions	2023	0	0.0000	0	0	0	0
	2022	0	0.0000	0	0	0	0
		0.00%	0.00%	0.00%	0.00%	0.00%	0.00%
XV Other Exempt (Incl Public, Religious, Charitable)	2023	33	57.4733	81,518,289	0	81,518,289	0
	2022	33	57.4733	81,049,611	0	81,049,611	0
		0.00%	0.00%	0.01%	0.00%	0.01%	0.00%
JURISDICTION TOTALS:	2023	1,223	1,073.9177	\$3,210,491,161	\$0	\$230,846,054	\$2,979,645,107
	2022	1,315	1,111.0836	\$3,114,344,179	\$0	\$193,270,665	\$2,921,073,514

HARRIS CENTRAL APPRAISAL DISTRICT

075 PINEY POINT VILLAGE

CERTIFIED ROLL EXEMPTION RECAP

Page 1 of 7

2023 CERTIFIED APPRAISAL ROLL 00

CERTIFIED YEAR COMPARE EXEMPT REPORT

LAST UPDATED 08/18/2023

DELV DATE 09/01/2023

TYPE	YEAR	UNITS	ACREAGE	APPRAISED	EXEMPTIONS
ABATEMENT	2023	0	0.0000	0	0
	2022	0	0.0000	0	0
		0.00%	0.00%	0.00%	0.00%
APPORTIONED PARTIAL DISABILITY	2023	0	0.0000	0	0
	2022	0	0.0000	0	0
		0.00%	0.00%	0.00%	0.00%
APPORTIONED PARTIAL OVER-65	2023	0	0.0000	0	0
	2022	0	0.0000	0	0
		0.00%	0.00%	0.00%	0.00%
APPORTIONED PARTIAL RESIDENTIAL	2023	0	0.0000	0	0
	2022	0	0.0000	0	0
		0.00%	0.00%	0.00%	0.00%
APPORTIONED PARTIAL SURVIVING SPOUSE	2023	0	0.0000	0	0
	2022	0	0.0000	0	0
		0.00%	0.00%	0.00%	0.00%
CUSTOM BONDS	2023	0	0.0000	0	0
	2022	0	0.0000	0	0
		0.00%	0.00%	0.00%	0.00%
DISABILITY	2023	4	3.2639	9,200,131	84,000
	2022	5	4.1542	11,422,495	105,000
		-0.20%	-0.21%	-0.19%	-0.20%
EMERGENCY RESPONSE EQUIPMENT	2023	0	0.0000	0	0
	2022	0	0.0000	0	0
		0.00%	0.00%	0.00%	0.00%
ENERGY STORAGE PROPERTIES	2023	0	0.0000	0	0
	2022	0	0.0000	0	0
		0.00%	0.00%	0.00%	0.00%
FOREIGN TRADE ZONE	2023	0	0.0000	0	0
	2022	0	0.0000	0	0
		0.00%	0.00%	0.00%	0.00%

HARRIS CENTRAL APPRAISAL DISTRICT

075 PINEY POINT VILLAGE

CERTIFIED ROLL EXEMPTION RECAP

Page 2 of 7

2023 CERTIFIED APPRAISAL ROLL 00

CERTIFIED YEAR COMPARE EXEMPT REPORT

LAST UPDATED 08/18/2023

DELV DATE 09/01/2023

TYPE	YEAR	UNITS	ACREAGE	APPRAISED	EXEMPTIONS
FREEPORT	2023	0	0.0000	0	0
	2022	0	0.0000	0	0
		0.00%	0.00%	0.00%	0.00%
GOODS IN TRANSIT	2023	0	0.0000	0	0
	2022	0	0.0000	0	0
		0.00%	0.00%	0.00%	0.00%
GREEN COFFEE OR COCOA	2023	0	0.0000	0	0
	2022	0	0.0000	0	0
		0.00%	0.00%	0.00%	0.00%
HISTORICAL	2023	0	0.0000	0	0
	2022	0	0.0000	0	0
		0.00%	0.00%	0.00%	0.00%
IMMEDIATE APPORTIONED PARTIAL RESIDENTIAL	2023	0	0.0000	0	0
	2022	0	0.0000	0	0
		0.00%	0.00%	0.00%	0.00%
IMMEDIATE PARTIAL RESIDENTIAL HOMESTEAD	2023	0	0.0000	0	0
	2022	0	0.0000	0	0
		0.00%	0.00%	0.00%	0.00%
IMMEDIATE RESIDENTIAL HOMESTEAD	2023	1	0.9183	2,781,419	0
	2022	15	9.8200	43,731,242	0
		-0.93%	-0.91%	-0.94%	0.00%
INTERSTATE OR FOREIGN COMMERCE	2023	0	0.0000	0	0
	2022	0	0.0000	0	0
		0.00%	0.00%	0.00%	0.00%
JANUARY TORNADO 2023 TIER 1	2023	0	0.0000	0	0
	2022	0	0.0000	0	0
		0.00%	0.00%	0.00%	0.00%
JANUARY TORNADO 2023 TIER 2	2023	0	0.0000	0	0
	2022	0	0.0000	0	0
		0.00%	0.00%	0.00%	0.00%

HARRIS CENTRAL APPRAISAL DISTRICT

075 PINEY POINT VILLAGE

CERTIFIED ROLL EXEMPTION RECAP

2023 CERTIFIED APPRAISAL ROLL 00

CERTIFIED YEAR COMPARE EXEMPT REPORT

LAST UPDATED 08/18/2023

DELV DATE 09/01/2023

TYPE	YEAR	UNITS	ACREAGE	APPRAISED	EXEMPTIONS
JANUARY TORNADO 2023 TIER 3	2023	0	0.0000	0	0
	2022	0	0.0000	0	0
		0.00%	0.00%	0.00%	0.00%
JANUARY TORNADO 2023 TIER 4	2023	0	0.0000	0	0
	2022	0	0.0000	0	0
		0.00%	0.00%	0.00%	0.00%
LOW INCOME HOUSING	2023	0	0.0000	0	0
	2022	0	0.0000	0	0
		0.00%	0.00%	0.00%	0.00%
METHANE CAPTURE AT LANDFILL	2023	0	0.0000	0	0
	2022	0	0.0000	0	0
		0.00%	0.00%	0.00%	0.00%
OVER-65	2023	453	404.4295	1,160,890,322	45,083,000
	2022	477	424.2238	1,141,691,182	9,933,112
		-0.05%	-0.05%	0.02%	3.54%
PARTIAL DISABILITY	2023	0	0.0000	0	0
	2022	0	0.0000	0	0
		0.00%	0.00%	0.00%	0.00%
PARTIAL OVER-65	2023	4	7.8051	2,658,787	0
	2022	4	7.8051	2,520,993	0
		0.00%	0.00%	0.05%	0.00%
PARTIAL RESIDENTIAL HOMESTEAD	2023	5	8.7234	3,695,950	0
	2022	5	8.7234	3,558,156	0
		0.00%	0.00%	0.04%	0.00%
PARTIAL TOTAL	2023	0	0.0000	0	0
	2022	0	0.0000	0	0
		0.00%	0.00%	0.00%	0.00%
PERSONAL USE VEHICLE (LEASED)	2023	10	0.0000	5,772,227	5,772,227
	2022	21	0.0000	10,954,486	10,954,486
		-0.52%	0.00%	-0.47%	-0.47%

HARRIS CENTRAL APPRAISAL DISTRICT

075 PINEY POINT VILLAGE

CERTIFIED ROLL EXEMPTION RECAP

2023 CERTIFIED APPRAISAL ROLL 00

CERTIFIED YEAR COMPARE EXEMPT REPORT

LAST UPDATED 08/18/2023

DELV DATE 09/01/2023

TYPE	YEAR	UNITS	ACREAGE	APPRAISED	EXEMPTIONS
POLLUTION CONTROL	2023	0	0.0000	0	0
	2022	0	0.0000	0	0
		0.00%	0.00%	0.00%	0.00%
PRECIOUS METALS IN DEPOSITORY	2023	0	0.0000	0	0
	2022	0	0.0000	0	0
		0.00%	0.00%	0.00%	0.00%
PRORATED	2023	0	0.0000	0	0
	2022	0	0.0000	0	0
		0.00%	0.00%	0.00%	0.00%
RESIDENTIAL HOMESTEAD	2023	968	810.1763	2,651,956,694	0
	2022	1,016	850.9246	2,599,182,765	0
		-0.05%	-0.05%	0.02%	0.00%
SOLAR	2023	2	2.3211	6,953,632	20,700
	2022	2	2.3211	6,475,241	20,325
		0.00%	0.00%	0.07%	0.02%
SOLE PROPRIETORSHIP VEHICLE	2023	0	0.0000	0	0
	2022	0	0.0000	0	0
		0.00%	0.00%	0.00%	0.00%
STORED OFFSHORE DRILLING RIG	2023	0	0.0000	0	0
	2022	0	0.0000	0	0
		0.00%	0.00%	0.00%	0.00%
SURVIVING SPOUSE ACTIVE DUTY	2023	0	0.0000	0	0
	2022	0	0.0000	0	0
		0.00%	0.00%	0.00%	0.00%
SURVIVING SPOUSE DISABILITY	2023	1	0.9183	2,984,275	0
	2022	1	0.9183	2,939,000	0
		0.00%	0.00%	0.02%	0.00%
SURVIVING SPOUSE FIRST RESPONDER	2023	0	0.0000	0	0
	2022	0	0.0000	0	0
		0.00%	0.00%	0.00%	0.00%

HARRIS CENTRAL APPRAISAL DISTRICT

075 PINEY POINT VILLAGE

CERTIFIED ROLL EXEMPTION RECAP

2023 CERTIFIED APPRAISAL ROLL 00

CERTIFIED YEAR COMPARE EXEMPT REPORT

LAST UPDATED 08/18/2023

DELV DATE 09/01/2023

TYPE	YEAR	UNITS	ACREAGE	APPRAISED	EXEMPTIONS
SURVIVING SPOUSE FIRST RESPONDER TRANSFER	2023	0	0.0000	0	0
	2022	0	0.0000	0	0
		0.00%	0.00%	0.00%	0.00%
SURVIVING SPOUSE OVER-65	2023	27	24.3902	53,103,035	2,700,000
	2022	29	25.6408	54,146,533	609,000
		-0.07%	-0.05%	-0.02%	3.43%
SURVIVING SPOUSE TOTAL TRANSFER	2023	0	0.0000	0	0
	2022	0	0.0000	0	0
		0.00%	0.00%	0.00%	0.00%
SURVIVING SPOUSE VET DISABILITY TOTAL EXEMPTION	2023	0	0.0000	0	0
	2022	0	0.0000	0	0
		0.00%	0.00%	0.00%	0.00%
TOTAL	2023	41	123.0533	177,166,576	177,166,576
	2022	43	123.9275	172,649,401	171,614,554
		-0.05%	-0.01%	0.03%	0.03%
UNDER \$MIN TAXABLE VALUE	2023	11	0.0000	7,551	7,551
	2022	25	0.0000	17,188	17,188
		-0.56%	0.00%	-0.56%	-0.56%
VET CHARITABLE DISABILITY	2023	0	0.0000	0	0
	2022	0	0.0000	0	0
		0.00%	0.00%	0.00%	0.00%
VET DISABILITY #1 10-29 PCT	2023	0	0.0000	0	0
	2022	1	1.2359	2,534,137	5,000
		0.00%	0.00%	0.00%	0.00%
VET DISABILITY #1 30-49 PCT	2023	0	0.0000	0	0
	2022	0	0.0000	0	0
		0.00%	0.00%	0.00%	0.00%
VET DISABILITY #1 50-69 PCT	2023	0	0.0000	0	0
	2022	0	0.0000	0	0
		0.00%	0.00%	0.00%	0.00%

HARRIS CENTRAL APPRAISAL DISTRICT

075 PINEY POINT VILLAGE

CERTIFIED ROLL EXEMPTION RECAP

2023 CERTIFIED APPRAISAL ROLL 00

CERTIFIED YEAR COMPARE EXEMPT REPORT

LAST UPDATED 08/18/2023

DELV DATE 09/01/2023

TYPE	YEAR	UNITS	ACREAGE	APPRAISED	EXEMPTIONS
VET DISABILITY #1 70-100 PCT	2023	1	1.0760	1,686,300	12,000
	2022	1	1.0760	1,533,000	12,000
		0.00%	0.00%	0.10%	0.00%
VET DISABILITY #2 10-29 PCT	2023	0	0.0000	0	0
	2022	0	0.0000	0	0
		0.00%	0.00%	0.00%	0.00%
VET DISABILITY #2 30-49 PCT	2023	0	0.0000	0	0
	2022	0	0.0000	0	0
		0.00%	0.00%	0.00%	0.00%
VET DISABILITY #2 50-69 PCT	2023	0	0.0000	0	0
	2022	0	0.0000	0	0
		0.00%	0.00%	0.00%	0.00%
VET DISABILITY #2 70-100 PCT	2023	0	0.0000	0	0
	2022	0	0.0000	0	0
		0.00%	0.00%	0.00%	0.00%
VET DISABILITY TOTAL EXEMPTION	2023	0	0.0000	0	0
	2022	0	0.0000	0	0
		0.00%	0.00%	0.00%	0.00%
VET SURVIVOR 10-29 PCT	2023	0	0.0000	0	0
	2022	0	0.0000	0	0
		0.00%	0.00%	0.00%	0.00%
VET SURVIVOR 30-49 PCT	2023	0	0.0000	0	0
	2022	0	0.0000	0	0
		0.00%	0.00%	0.00%	0.00%
VET SURVIVOR 50-69 PCT	2023	0	0.0000	0	0
	2022	0	0.0000	0	0
		0.00%	0.00%	0.00%	0.00%
VET SURVIVOR 70-100 PCT	2023	0	0.0000	0	0
	2022	0	0.0000	0	0
		0.00%	0.00%	0.00%	0.00%

HARRIS CENTRAL APPRAISAL DISTRICT

075 PINEY POINT VILLAGE

CERTIFIED ROLL EXEMPTION RECAP

2023 CERTIFIED APPRAISAL ROLL 00

CERTIFIED YEAR COMPARE EXEMPT REPORT

LAST UPDATED 08/18/2023

DELV DATE 09/01/2023

TYPE	YEAR	UNITS	ACREAGE	APPRAISED	EXEMPTIONS
JURISDICTION TOTALS:	2023	1,528	1,387.0754	\$4,078,856,899	\$230,846,054
	2022	1,645	1,460.7707	\$4,053,355,819	\$193,270,665

HARRIS CENTRAL APPRAISAL DISTRICT
 LAWSUIT & ARBITRATION STATUS SUMMARY

LAST UPDATED: 08/18/2023
 DELV DATE: 09/01/2023

075 PINEY POINT VILLAGE

REAL/PERSONAL PROPERTY

TAX YEAR	ACCOUNT STATUS	PARCEL COUNT	NOTICED VALUE	ARB HEARING VALUE	BOD APPROVED VALUE	SETTLED VALUE	VALUE DIFFERENCE	PERCENT DIFFERENCE
2023	TOTAL UNSETTLED	40	\$134,102,213	\$129,642,560	\$0	\$0	\$0	0.0000%
2022	TOTAL UNSETTLED	40	\$136,323,417	\$132,044,244	\$0	\$0	\$0	0.0000%
2022	TOTAL BOD APPROVED	6	\$16,216,807	\$15,593,091	\$14,809,000	\$0	(\$784,091)	(5.0285%)
2022	TOTAL SETTLED	100	\$291,415,924	\$288,618,436	\$0	\$273,921,041	(\$14,697,395)	(5.0923%)
2021	TOTAL UNSETTLED	19	\$58,634,154	\$55,514,040	\$0	\$0	\$0	0.0000%
2021	TOTAL SETTLED	104	\$308,179,309	\$293,600,231	\$0	\$275,805,222	(\$17,795,009)	(6.0610%)
2020	TOTAL UNSETTLED	7	\$30,685,177	\$28,497,511	\$0	\$0	\$0	0.0000%
2020	TOTAL SETTLED	80	\$275,788,005	\$377,003,629	\$0	\$242,301,672	(\$134,701,957)	(35.7296%)
2019	TOTAL UNSETTLED	4	\$14,157,755	\$13,243,505	\$0	\$0	\$0	0.0000%
2019	TOTAL SETTLED	142	\$413,948,758	\$471,471,710	\$0	\$372,424,797	(\$99,046,913)	(21.0080%)
2018	TOTAL UNSETTLED	2	\$5,658,037	\$4,917,000	\$0	\$0	\$0	0.0000%
2018	TOTAL BOD APPROVED	1	\$2,386,000	\$2,297,800	\$2,228,000	\$0	(\$69,800)	(3.0377%)
2018	TOTAL SETTLED	126	\$334,759,137	\$324,733,765	\$0	\$304,966,706	(\$19,767,059)	(6.0872%)
2017	TOTAL UNSETTLED	1	\$4,549,827	\$3,200,000	\$0	\$0	\$0	0.0000%
2017	TOTAL SETTLED	102	\$272,622,861	\$257,457,026	\$0	\$242,229,417	(\$15,227,609)	(5.9146%)
2016	TOTAL UNSETTLED	1	\$4,058,607	\$3,200,000	\$0	\$0	\$0	0.0000%
2016	TOTAL SETTLED	102	\$263,492,159	\$275,899,561	\$0	\$242,399,363	(\$33,500,198)	(12.1422%)
2015	TOTAL SETTLED	61	\$147,217,700	\$238,922,776	\$0	\$135,264,064	(\$103,658,712)	(43.3859%)
2014	TOTAL SETTLED	55	\$118,736,543	\$113,893,393	\$0	\$108,399,156	(\$5,494,237)	(4.8240%)
2013	TOTAL SETTLED	51	\$102,214,029	\$100,116,798	\$0	\$94,609,372	(\$5,507,426)	(5.5010%)
2012	TOTAL SETTLED	46	\$95,194,140	\$91,973,681	\$0	\$88,158,246	(\$3,815,435)	(4.1484%)
2011	TOTAL SETTLED	44	\$89,185,492	\$86,290,681	\$0	\$81,064,394	(\$5,226,287)	(6.0566%)
2010	TOTAL SETTLED	41	\$80,617,443	\$76,733,477	\$0	\$71,228,754	(\$5,504,723)	(7.1738%)
2009	TOTAL SETTLED	35	\$66,194,789	\$78,298,481	\$0	\$60,432,444	(\$17,866,037)	(22.8179%)
2008	TOTAL SETTLED	49	\$91,736,740	\$87,816,190	\$0	\$82,362,210	(\$5,453,980)	(6.2107%)
2007	TOTAL SETTLED	63	\$183,636,639	\$161,845,232	\$0	\$77,417,418	(\$84,427,814)	(52.1658%)
2006	TOTAL SETTLED	53	\$76,287,582	\$73,404,669	\$0	\$71,173,001	(\$2,231,668)	(3.0402%)
2005	TOTAL SETTLED	23	\$38,467,443	\$36,922,716	\$0	\$35,429,901	(\$1,492,815)	(4.0431%)

* Multi location account values are the countywide values which are included in the total values and accounts with jur splits do not report jur specific value - Please see original roll for jurisdiction values

Tax Rate Worksheet

Certified Roll

Data Summary For Jurisdiction 075 PINEY POINT VILLAGE For Tax Year 2023

1. Real Property New Improvements Value.....		\$47,517,994
2. Personal Property New Improvements Value.....		\$0
3. Last Year Taxable Value Becoming Exempt This Year.....		\$38,143,570
A. Totally Exempt.....	\$0	
B. Partially Exempt.....	\$38,143,570	
4. Last Year Taxable Value Lost Due To New AG Use This Year.....		\$0
A. Taxable Value.....	\$0	
B. Productivity Value.....	\$0	
5. Current Year Taxable Value of Over-65 Homesteads		
Transferred to Surviving Spouse.....		\$1,697,738
6. Current Year Taxable Value Added by Annexations Last Year *		\$46,042
7. Value Loss From Prior Year Lawsuits ****		\$14,697,395
A. Initial Value.....	\$288,618,436	
B. Final Value.....	\$273,921,041	
8. TNRCC Pollution Control Exemption.....		\$0
9. Last Year Losses Due To Substantial Error Corrections.....		\$0
10. Current Year Appraised Value Loss Due to Capped Accounts.....		\$117,379,711
11. New Improvements to the Land ***		\$0
12. Market Value of Properties Not Under Protest and Not		
Included on the Appraisal Roll Certification **		
A. Preceding Year.....		\$59,742,397
B. Current Year Estimated.....		\$64,500,361
13. Appraised Value of Properties Not Under Protest and Not		
Included on the Appraisal Roll Certification **		
A. Preceding Year.....		\$58,223,287
B. Current Year Estimated.....		\$63,326,707
14. Exemption Value of Properties Not Under Protest and Not		
Included on the Appraisal Roll Certification **		
A. Preceding Year.....		\$3,254,717
B. Current Year Estimated.....		\$3,496,576
15. Taxable Value of Properties Not Under Protest and Not		
Included on the Appraisal Roll Certification		
A. Preceding Year.....		\$54,968,570
B. Current Year Estimated.....		\$59,830,131
16. Last year taxable value subject to an appeal under Chapter 42		
Last year ARB certified value.....		\$144,490,015
Last year disputed value.....		\$23,009,415
Last year undisputed value.....		\$121,480,600

* Annexation value may include property added to your jurisdiction as the result of boundary adjustments in the GIS system and/or jurisdiction code corrections. Examples: 1. You may have gained a property that due to a previously unrecognized boundary error was not coded to you. 2. A business located in another district last year moved into your district this year.

** Does Not Include Hearing Loss

*** Applies to MUD Districts only

**** Multi location account values are the countywide values which are included in the total values and accounts with jur splits do not report jur specific value - Please see original roll for jurisdiction values.

075 PINEY POINT VILLAGE
 TAX YEAR: 2023

HARRIS CENTRAL APPRAISAL DISTRICT
 EXEMPTION RECAP
 UNCERTIFIED ROLL 00

Page 1 of 3
 LAST UPDATED: 08/18/2023
 DELV DATE: 09/01/2023

EXEMPTION TYPE	UNITS	ACREAGE	APPRAISED	EXEMPTIONS
ABT ABATEMENT	0	0.0000	0	0
APD APPORTIONED PARTIAL DISABILITY	0	0.0000	0	0
APO APPORTIONED PARTIAL OVER-65	0	0.0000	0	0
APR APPORTIONED PARTIAL RESIDENTIAL	0	0.0000	0	0
APS APPORTIONED PARTIAL SURVIVING SPOUSE	0	0.0000	0	0
CBD CUSTOM BONDS	0	0.0000	0	0
D21 JANUARY TORNADO 2023 TIER 1	0	0.0000	0	0
D22 JANUARY TORNADO 2023 TIER 2	0	0.0000	0	0
D23 JANUARY TORNADO 2023 TIER 3	0	0.0000	0	0
D24 JANUARY TORNADO 2023 TIER 4	0	0.0000	0	0
DIS DISABILITY	1	0.8903	3,240,380	21,000
ERE EMERGENCY RESPONSE EQUIPMENT	0	0.0000	0	0
ESP ENERGY STORAGE PROPERTIES	0	0.0000	0	0
FPT FREEPORT	0	0.0000	0	0
FTZ FOREIGN TRADE ZONE	0	0.0000	0	0
GCC GREEN COFFEE OR COCOA	0	0.0000	0	0
GIT GOODS IN TRANSIT	0	0.0000	0	0
HIS HISTORICAL	0	0.0000	0	0
IAP IMMEDIATE APPORTIONED PARTIAL RESIDENTIAL	0	0.0000	0	0
IFC INTERSTATE OR FOREIGN COMMERCE	0	0.0000	0	0
IPA IMMEDIATE PARTIAL RESIDENTIAL HOMESTEAD	0	0.0000	0	0
IRE IMMEDIATE RESIDENTIAL HOMESTEAD	0	0.0000	0	0
LIH LOW INCOME HOUSING	0	0.0000	0	0
MCL METHANE CAPTURE AT LANDFILL	0	0.0000	0	0
ODR STORED OFFSHORE DRILLING RIG	0	0.0000	0	0
OVR OVER-65	13	8.7996	33,781,209	1,300,000
PAR PARTIAL RESIDENTIAL HOMESTEAD	0	0.0000	0	0
PDS PARTIAL DISABILITY	0	0.0000	0	0
PEX PARTIAL TOTAL	0	0.0000	0	0
PMD PRECIOUS METALS IN DEPOSITORY	0	0.0000	0	0

075 PINEY POINT VILLAGE
 TAX YEAR: 2023

HARRIS CENTRAL APPRAISAL DISTRICT
 EXEMPTION RECAP
 UNCERTIFIED ROLL 00

Page 2 of 3
 LAST UPDATED: 08/18/2023
 DELV DATE: 09/01/2023

EXEMPTION TYPE	UNITS	ACREAGE	APPRAISED	EXEMPTIONS
POL POLLUTION CONTROL	0	0.0000	0	0
POV PARTIAL OVER-65	0	0.0000	0	0
PRO PRORATED	0	0.0000	0	0
PUV PERSONAL USE VEHICLE (LEASED)	7	0.0000	2,581,756	2,581,756
RES RESIDENTIAL HOMESTEAD	40	30.5351	103,119,543	0
SFT SURVIVING SPOUSE FIRST RESPONDER TRANSFER	0	0.0000	0	0
SOL SOLAR	0	0.0000	0	0
SPV SOLE PROPRIETORSHIP VEHICLE	0	0.0000	0	0
SSA SURVIVING SPOUSE ACTIVE DUTY	0	0.0000	0	0
SSD SURVIVING SPOUSE DISABILITY	0	0.0000	0	0
SSF SURVIVING SPOUSE FIRST RESPONDER	0	0.0000	0	0
STT SURVIVING SPOUSE TOTAL TRANSFER	0	0.0000	0	0
STX SURVIVING SPOUSE VET DISABILITY TOTAL EXEMPTION	0	0.0000	0	0
SUR SURVIVING SPOUSE OVER-65	0	0.0000	0	0
TOT TOTAL	0	0.0000	0	0
UND UNDER \$MIN TAXABLE VALUE	20	0.0000	17,718	17,718
V11 VET DISABILITY #1 10-29 PCT	0	0.0000	0	0
V12 VET DISABILITY #1 30-49 PCT	0	0.0000	0	0
V13 VET DISABILITY #1 50-69 PCT	0	0.0000	0	0
V14 VET DISABILITY #1 70-100 PCT	0	0.0000	0	0
V21 VET DISABILITY #2 10-29 PCT	0	0.0000	0	0
V22 VET DISABILITY #2 30-49 PCT	0	0.0000	0	0
V23 VET DISABILITY #2 50-69 PCT	0	0.0000	0	0
V24 VET DISABILITY #2 70-100 PCT	0	0.0000	0	0
VCH VET CHARITABLE DISABILITY	0	0.0000	0	0
VS1 VET SURVIVOR 10-29 PCT	0	0.0000	0	0
VS2 VET SURVIVOR 30-49 PCT	0	0.0000	0	0
VS3 VET SURVIVOR 50-69 PCT	0	0.0000	0	0
VS4 VET SURVIVOR 70-100 PCT	0	0.0000	0	0
VTX VET DISABILITY TOTAL EXEMPTION	0	0.0000	0	0

075 PINEY POINT VILLAGE

TAX YEAR: 2023

HARRIS CENTRAL APPRAISAL DISTRICT

EXEMPTION RECAP

UNCERTIFIED ROLL 00

LAST UPDATED: 08/18/2023

DELV DATE: 09/01/2023

EXEMPTION TYPE	UNITS	ACREAGE	APPRAISED	EXEMPTIONS
JURISDICTION TOTALS	81	40.2250	\$142,740,606	\$3,920,474

075 PINEY POINT VILLAGE
TAX YEAR: 2023

HARRIS CENTRAL APPRAISAL DISTRICT
PROPERTY USE CATEGORY RECAP
UNCERTIFIED ROLL 00

LAST UPDATED: 08/18/2023
DELV DATE: 09/01/2023

PROPERTY USE CATEGORY	UNITS	ACREAGE	MARKET	APPRAISED	PRODUCTIVITY	EXEMPTIONS	TAXABLE VALUE
A1 Real, Residential, Single-Family	44	32.4803	124,270,037	119,399,759	0	1,321,000	118,078,759
A2 Real, Residential, Mobile Homes	0	0.0000	0	0	0	0	0
B1 Real, Residential, Multi-Family	0	0.0000	0	0	0	0	0
B2 Real, Residential, Two-Family	0	0.0000	0	0	0	0	0
B3 Real, Residential, Three-Family	0	0.0000	0	0	0	0	0
B4 Real, Residential, Four- or More-Family	0	0.0000	0	0	0	0	0
C1 Real, Vacant Lots/Tracts	5	3.9935	6,401,793	6,401,793	0	0	6,401,793
C2 Real, Vacant Commercial	0	0.0000	0	0	0	0	0
C3 Real, Vacant	0	0.0000	0	0	0	0	0
D1 Real, Qualified Agricultural Land	0	0.0000	0	0	0	0	0
D2 Real, Unqualified Agricultural Land	0	0.0000	0	0	0	0	0
E1 Real, Farm & Ranch Improved	0	0.0000	0	0	0	0	0
F1 Real, Commercial	0	0.0000	0	0	0	0	0
F2 Real, Industrial	0	0.0000	0	0	0	0	0
G1 Oil and Mineral Gas Reserves	0	0.0000	0	0	0	0	0
G2 Real Property Other Mineral Reserves	0	0.0000	0	0	0	0	0
H1 Tangible, Vehicles	0	0.0000	0	0	0	0	0
H2 Tangible, Goods In Transit	0	0.0000	0	0	0	0	0
I1 Real, Banks	0	0.0000	0	0	0	0	0
J1 Real & Tangible Personal, Utility Water	0	0.0000	0	0	0	0	0

075 PINEY POINT VILLAGE
TAX YEAR: 2023

HARRIS CENTRAL APPRAISAL DISTRICT
PROPERTY USE CATEGORY RECAP
UNCERTIFIED ROLL 00

LAST UPDATED: 08/18/2023
DELV DATE: 09/01/2023

PROPERTY USE CATEGORY	UNITS	ACREAGE	MARKET	APPRAISED	PRODUCTIVITY	EXEMPTIONS	TAXABLE VALUE
J2 Gas Companies	0	0.0000	0	0	0	0	0
J3 Electric Companies	0	0.0000	0	0	0	0	0
J4 Telephone Companies	0	0.0000	0	0	0	0	0
J5 Railroads	0	0.0000	0	0	0	0	0
J6 Pipelines	0	0.0000	0	0	0	0	0
J7 Major Cable Television Systems	0	0.0000	0	0	0	0	0
L1 Tangible, Commercial	40	0.0000	3,390,859	3,390,859	0	2,597,153	793,706
L2 Tangible, Industrial	3	0.0000	5,881	5,881	0	2,321	3,560
M1 Tangible, Nonbusiness Watercraft	0	0.0000	0	0	0	0	0
M2 Tangible, Nonbusiness Aircraft	0	0.0000	0	0	0	0	0
M3 Tangible, Mobile Homes	0	0.0000	0	0	0	0	0
M4 Tangible, Miscellaneous	0	0.0000	0	0	0	0	0
N1 Intangibles	0	0.0000	0	0	0	0	0
O1 Inventory	0	0.0000	0	0	0	0	0
O2 Inventory	0	0.0000	0	0	0	0	0
S1 Dealer Inventory	0	0.0000	0	0	0	0	0
U0 Unknown	0	0.0000	0	0	0	0	0
XA Public Property for Housing Indigent Persons	0	0.0000	0	0	0	0	0
XB Income Producing Personal Property (<\$2500)	0	0.0000	0	0	0	0	0
XC Mineral Interest (<\$500)	0	0.0000	0	0	0	0	0

075 PINEY POINT VILLAGE
 TAX YEAR: 2023

HARRIS CENTRAL APPRAISAL DISTRICT
 PROPERTY USE CATEGORY RECAP
 UNCERTIFIED ROLL 00

LAST UPDATED: 08/18/2023
 DELV DATE: 09/01/2023

PROPERTY USE CATEGORY	UNITS	ACREAGE	MARKET	APPRAISED	PRODUCTIVITY	EXEMPTIONS	TAXABLE VALUE
XD Improving Property for Housing w/ Volunteer Labor	0	0.0000	0	0	0	0	0
XE Community Housing Development Organizations	0	0.0000	0	0	0	0	0
XF Assisting Ambulatory Health Care Centers	0	0.0000	0	0	0	0	0
XG Primarily Performing Charitable Functions	0	0.0000	0	0	0	0	0
XH Developing Model Colonia Subdivisions	0	0.0000	0	0	0	0	0
XI Youth Spiritual, Mental and Physical Development	0	0.0000	0	0	0	0	0
XJ Private Schools	0	0.0000	0	0	0	0	0
XL Economic Development Services to Local Community	0	0.0000	0	0	0	0	0
XM Marine Cargo Containers	0	0.0000	0	0	0	0	0
XN Motor Vehicles Leased for Personal Use	0	0.0000	0	0	0	0	0
XO Motor Vehicles (Income Production & Personal Use)	0	0.0000	0	0	0	0	0
XP Offshore Drilling Equipment Not In Use	0	0.0000	0	0	0	0	0
XQ Intracoastal Waterway Dredge Disposal Site	0	0.0000	0	0	0	0	0
XR Nonprofit Water or Wastewater Corporations	0	0.0000	0	0	0	0	0
XS Raw Cocoa and Green Coffee Held in Harris County	0	0.0000	0	0	0	0	0
XT Limitation on Taxes in Certain Municipalities	0	0.0000	0	0	0	0	0
XU Miscellaneous Exemptions	0	0.0000	0	0	0	0	0
XV Other Exempt (Incl Public, Religious, Charitable)	0	0.0000	0	0	0	0	0
JURISDICTION TOTALS:	92	36.4738	\$134,068,570	\$129,198,292	\$0	\$3,920,474	\$125,277,818

HARRIS CENTRAL APPRAISAL DISTRICT
UNCERTIFIED ROLL SUMMARY
ACCOUNTS ON HTS
UNCERTIFIED ROLL 00

PROPERTY USE CATEGORY	UNITS	MARKET	APPRAISED	OWNERS VALUE	ESTIMATED FINAL TAXABLE VALUE (WITH HEARING LOSS)
A1 Real, Residential, Single-Family	22	67,873,320	64,176,696	59,382,608	58,961,608
A2 Real, Residential, Mobile Homes	0	0	0	0	0
B1 Real, Residential, Multi-Family	0	0	0	0	0
B2 Real, Residential, Two-Family	0	0	0	0	0
B3 Real, Residential, Three-Family	0	0	0	0	0
B4 Real, Residential, Four- or More-Family	0	0	0	0	0
C1 Real, Vacant Lots/Tracts	1	1,691,991	1,691,991	1,568,021	1,568,021
C2 Real, Vacant Commercial	0	0	0	0	0
C3 Real, Vacant	0	0	0	0	0
D1 Real, Qualified Agricultural Land	0	0	0	0	0
D2 Real, Unqualified Agricultural Land	0	0	0	0	0
E1 Real, Farm & Ranch Improved	0	0	0	0	0
F1 Real, Commercial	0	0	0	0	0
F2 Real, Industrial	0	0	0	0	0
G1 Oil and Mineral Gas Reserves	0	0	0	0	0
G2 Real Property Other Mineral Reserves	0	0	0	0	0
H1 Tangible, Vehicles	0	0	0	0	0
H2 Tangible, Goods In Transit	0	0	0	0	0
I1 Real, Banks	0	0	0	0	0
J1 Real & Tangible Personal, Utility Water	0	0	0	0	0

HARRIS CENTRAL APPRAISAL DISTRICT
UNCERTIFIED ROLL SUMMARY
ACCOUNTS ON HTS
UNCERTIFIED ROLL 00

PROPERTY USE CATEGORY	UNITS	MARKET	APPRAISED	OWNERS VALUE	ESTIMATED FINAL TAXABLE VALUE (WITH HEARING LOSS)
J2 Gas Companies	0	0	0	0	0
J3 Electric Companies	0	0	0	0	0
J4 Telephone Companies	0	0	0	0	0
J5 Railroads	0	0	0	0	0
J6 Pipelines	0	0	0	0	0
J7 Major Cable Television Systems	0	0	0	0	0
L1 Tangible, Commercial	1	577	577	577	0
L2 Tangible, Industrial	2	2,321	2,321	2,321	0
M1 Tangible, Nonbusiness Watercraft	0	0	0	0	0
M2 Tangible, Nonbusiness Aircraft	0	0	0	0	0
M3 Tangible, Mobile Homes	0	0	0	0	0
M4 Tangible, Miscellaneous	0	0	0	0	0
N1 Intangibles	0	0	0	0	0
O1 Inventory	0	0	0	0	0
O2 Inventory	0	0	0	0	0
S1 Dealer Inventory	0	0	0	0	0
U0 Unknown	0	0	0	0	0
XA Public Property for Housing Indigent Persons	0	0	0	0	0
XB Income Producing Personal Property (<\$2500)	0	0	0	0	0
XC Mineral Interest (<\$500)	0	0	0	0	0

HARRIS CENTRAL APPRAISAL DISTRICT
UNCERTIFIED ROLL SUMMARY
ACCOUNTS ON HTS
UNCERTIFIED ROLL 00

PROPERTY USE CATEGORY	UNITS	MARKET	APPRAISED	OWNERS VALUE	ESTIMATED FINAL TAXABLE VALUE (WITH HEARING LOSS)
XD Improving Property for Housing w/ Volunteer Labor	0	0	0	0	0
XE Community Housing Development Organizations	0	0	0	0	0
XF Assisting Ambulatory Health Care Centers	0	0	0	0	0
XG Primarily Performing Charitable Functions	0	0	0	0	0
XH Developing Model Colonia Subdivisions	0	0	0	0	0
XI Youth Spiritual, Mental and Physical Development	0	0	0	0	0
XJ Private Schools	0	0	0	0	0
XL Economic Development Services to Local Community	0	0	0	0	0
XM Marine Cargo Containers	0	0	0	0	0
XN Motor Vehicles Leased for Personal Use	0	0	0	0	0
XO Motor Vehicles (Income Production & Personal Use)	0	0	0	0	0
XP Offshore Drilling Equipment Not In Use	0	0	0	0	0
XQ Intracoastal Waterway Dredge Disposal Site	0	0	0	0	0
XR Nonprofit Water or Wastewater Corporations	0	0	0	0	0
XS Raw Cocoa and Green Coffee Held in Harris County	0	0	0	0	0
XT Limitation on Taxes in Certain Municipalities	0	0	0	0	0
XU Miscellaneous Exemptions	0	0	0	0	0
XV Other Exempt (Incl Public, Religious, Charitable)	0	0	0	0	0
TOTAL UNCERTIFIED	26	\$69,568,209	\$65,871,585	\$60,953,527	\$60,529,629

HARRIS CENTRAL APPRAISAL DISTRICT
UNCERTIFIED ROLL SUMMARY
OTHER ACCOUNTS
UNCERTIFIED ROLL 00

PROPERTY USE CATEGORY	UNITS	MARKET	APPRAISED	OWNERS VALUE	ESTIMATED FINAL TAXABLE VALUE (WITH HEARING LOSS)
A1 Real, Residential, Single-Family	7	15,523,819	15,409,719	15,171,854	15,071,854
A2 Real, Residential, Mobile Homes	0	0	0	0	0
B1 Real, Residential, Multi-Family	0	0	0	0	0
B2 Real, Residential, Two-Family	0	0	0	0	0
B3 Real, Residential, Three-Family	0	0	0	0	0
B4 Real, Residential, Four- or More-Family	0	0	0	0	0
C1 Real, Vacant Lots/Tracts	1	1,490,112	1,490,112	1,490,112	1,490,112
C2 Real, Vacant Commercial	0	0	0	0	0
C3 Real, Vacant	0	0	0	0	0
D1 Real, Qualified Agricultural Land	0	0	0	0	0
D2 Real, Unqualified Agricultural Land	0	0	0	0	0
E1 Real, Farm & Ranch Improved	0	0	0	0	0
F1 Real, Commercial	0	0	0	0	0
F2 Real, Industrial	0	0	0	0	0
G1 Oil and Mineral Gas Reserves	0	0	0	0	0
G2 Real Property Other Mineral Reserves	0	0	0	0	0
H1 Tangible, Vehicles	0	0	0	0	0
H2 Tangible, Goods In Transit	0	0	0	0	0
I1 Real, Banks	0	0	0	0	0
J1 Real & Tangible Personal, Utility Water	0	0	0	0	0

HARRIS CENTRAL APPRAISAL DISTRICT
UNCERTIFIED ROLL SUMMARY
OTHER ACCOUNTS
UNCERTIFIED ROLL 00

PROPERTY USE CATEGORY	UNITS	MARKET	APPRAISED	OWNERS VALUE	ESTIMATED FINAL TAXABLE VALUE (WITH HEARING LOSS)
J2 Gas Companies	0	0	0	0	0
J3 Electric Companies	0	0	0	0	0
J4 Telephone Companies	0	0	0	0	0
J5 Railroads	0	0	0	0	0
J6 Pipelines	0	0	0	0	0
J7 Major Cable Television Systems	0	0	0	0	0
L1 Tangible, Commercial	26	1,292,133	1,292,133	1,261,899	661,886
L2 Tangible, Industrial	1	3,560	3,560	3,560	3,560
M1 Tangible, Nonbusiness Watercraft	0	0	0	0	0
M2 Tangible, Nonbusiness Aircraft	0	0	0	0	0
M3 Tangible, Mobile Homes	0	0	0	0	0
M4 Tangible, Miscellaneous	0	0	0	0	0
N1 Intangibles	0	0	0	0	0
O1 Inventory	0	0	0	0	0
O2 Inventory	0	0	0	0	0
S1 Dealer Inventory	0	0	0	0	0
U0 Unknown	0	0	0	0	0
XA Public Property for Housing Indigent Persons	0	0	0	0	0
XB Income Producing Personal Property (<\$2500)	0	0	0	0	0
XC Mineral Interest (<\$500)	0	0	0	0	0

HARRIS CENTRAL APPRAISAL DISTRICT
UNCERTIFIED ROLL SUMMARY
OTHER ACCOUNTS
UNCERTIFIED ROLL 00

PROPERTY USE CATEGORY	UNITS	MARKET	APPRAISED	OWNERS VALUE	ESTIMATED FINAL TAXABLE VALUE (WITH HEARING LOSS)
XD Improving Property for Housing w/ Volunteer Labor	0	0	0	0	0
XE Community Housing Development Organizations	0	0	0	0	0
XF Assisting Ambulatory Health Care Centers	0	0	0	0	0
XG Primarily Performing Charitable Functions	0	0	0	0	0
XH Developing Model Colonia Subdivisions	0	0	0	0	0
XI Youth Spiritual, Mental and Physical Development	0	0	0	0	0
XJ Private Schools	0	0	0	0	0
XL Economic Development Services to Local Community	0	0	0	0	0
XM Marine Cargo Containers	0	0	0	0	0
XN Motor Vehicles Leased for Personal Use	0	0	0	0	0
XO Motor Vehicles (Income Production & Personal Use)	0	0	0	0	0
XP Offshore Drilling Equipment Not In Use	0	0	0	0	0
XQ Intracoastal Waterway Dredge Disposal Site	0	0	0	0	0
XR Nonprofit Water or Wastewater Corporations	0	0	0	0	0
XS Raw Cocoa and Green Coffee Held in Harris County	0	0	0	0	0
XT Limitation on Taxes in Certain Municipalities	0	0	0	0	0
XU Miscellaneous Exemptions	0	0	0	0	0
XV Other Exempt (Incl Public, Religious, Charitable)	0	0	0	0	0
TOTAL UNCERTIFIED	35	\$18,309,624	\$18,195,524	\$17,927,425	\$17,227,412

075 PINEY POINT VILLAGE
 TAX YEAR: 2023

HARRIS CENTRAL APPRAISAL DISTRICT
 UNCERTIFIED ROLL SUMMARY
 ACCOUNTS ON PTS
 UNCERTIFIED ROLL 00

Page 1 of 3
 LAST UPDATED: 08/18/2023
 DELV DATE: 09/01/2023

PROPERTY USE CATEGORY	UNITS	MARKET	APPRAISED	OWNERS VALUE	ESTIMATED FINAL TAXABLE VALUE (WITH HEARING LOSS)
A1 Real, Residential, Single-Family	15	40,872,898	39,813,344	39,032,752	38,232,752
A2 Real, Residential, Mobile Homes	0	0	0	0	0
B1 Real, Residential, Multi-Family	0	0	0	0	0
B2 Real, Residential, Two-Family	0	0	0	0	0
B3 Real, Residential, Three-Family	0	0	0	0	0
B4 Real, Residential, Four- or More-Family	0	0	0	0	0
C1 Real, Vacant Lots/Tracts	3	3,219,690	3,219,690	2,308,771	2,308,771
C2 Real, Vacant Commercial	0	0	0	0	0
C3 Real, Vacant	0	0	0	0	0
D1 Real, Qualified Agricultural Land	0	0	0	0	0
D2 Real, Unqualified Agricultural Land	0	0	0	0	0
E1 Real, Farm & Ranch Improved	0	0	0	0	0
F1 Real, Commercial	0	0	0	0	0
F2 Real, Industrial	0	0	0	0	0
G1 Oil and Mineral Gas Reserves	0	0	0	0	0
G2 Real Property Other Mineral Reserves	0	0	0	0	0
H1 Tangible, Vehicles	0	0	0	0	0
H2 Tangible, Goods In Transit	0	0	0	0	0
I1 Real, Banks	0	0	0	0	0
J1 Real & Tangible Personal, Utility Water	0	0	0	0	0

075 PINEY POINT VILLAGE
 TAX YEAR: 2023

HARRIS CENTRAL APPRAISAL DISTRICT
 UNCERTIFIED ROLL SUMMARY
 ACCOUNTS ON PTS
 UNCERTIFIED ROLL 00

Page 2 of 3
 LAST UPDATED: 08/18/2023
 DELV DATE: 09/01/2023

PROPERTY USE CATEGORY	UNITS	MARKET	APPRAISED	OWNERS VALUE	ESTIMATED FINAL TAXABLE VALUE (WITH HEARING LOSS)
J2 Gas Companies	0	0	0	0	0
J3 Electric Companies	0	0	0	0	0
J4 Telephone Companies	0	0	0	0	0
J5 Railroads	0	0	0	0	0
J6 Pipelines	0	0	0	0	0
J7 Major Cable Television Systems	0	0	0	0	0
L1 Tangible, Commercial	13	2,098,149	2,098,149	2,098,149	101,586
L2 Tangible, Industrial	0	0	0	0	0
M1 Tangible, Nonbusiness Watercraft	0	0	0	0	0
M2 Tangible, Nonbusiness Aircraft	0	0	0	0	0
M3 Tangible, Mobile Homes	0	0	0	0	0
M4 Tangible, Miscellaneous	0	0	0	0	0
N1 Intangibles	0	0	0	0	0
O1 Inventory	0	0	0	0	0
O2 Inventory	0	0	0	0	0
S1 Dealer Inventory	0	0	0	0	0
U0 Unknown	0	0	0	0	0
XA Public Property for Housing Indigent Persons	0	0	0	0	0
XB Income Producing Personal Property (<\$2500)	0	0	0	0	0
XC Mineral Interest (<\$500)	0	0	0	0	0

075 PINEY POINT VILLAGE
 TAX YEAR: 2023

HARRIS CENTRAL APPRAISAL DISTRICT
 UNCERTIFIED ROLL SUMMARY
 ACCOUNTS ON PTS
 UNCERTIFIED ROLL 00

Page 3 of 3
 LAST UPDATED: 08/18/2023
 DELV DATE: 09/01/2023

PROPERTY USE CATEGORY	UNITS	MARKET	APPRAISED	OWNERS VALUE	ESTIMATED FINAL TAXABLE VALUE (WITH HEARING LOSS)
XD Improving Property for Housing w/ Volunteer Labor	0	0	0	0	0
XE Community Housing Development Organizations	0	0	0	0	0
XF Assisting Ambulatory Health Care Centers	0	0	0	0	0
XG Primarily Performing Charitable Functions	0	0	0	0	0
XH Developing Model Colonia Subdivisions	0	0	0	0	0
XI Youth Spiritual, Mental and Physical Development	0	0	0	0	0
XJ Private Schools	0	0	0	0	0
XL Economic Development Services to Local Community	0	0	0	0	0
XM Marine Cargo Containers	0	0	0	0	0
XN Motor Vehicles Leased for Personal Use	0	0	0	0	0
XO Motor Vehicles (Income Production & Personal Use)	0	0	0	0	0
XP Offshore Drilling Equipment Not In Use	0	0	0	0	0
XQ Intracoastal Waterway Dredge Disposal Site	0	0	0	0	0
XR Nonprofit Water or Wastewater Corporations	0	0	0	0	0
XS Raw Cocoa and Green Coffee Held in Harris County	0	0	0	0	0
XT Limitation on Taxes in Certain Municipalities	0	0	0	0	0
XU Miscellaneous Exemptions	0	0	0	0	0
XV Other Exempt (Incl Public, Religious, Charitable)	0	0	0	0	0
TOTAL UNCERTIFIED	31	\$46,190,737	\$45,131,183	\$43,439,672	\$40,643,109

Where to Find 2023 Tax Worksheet Data

Comptroller Worksheet Line	Description	Location
1.	2022 Total Taxable Value	Year Compare Recap
	Losses due to 2022 Sec. 25.25(d) hearings	Tax Rate Worksheet Line 9
2.	2022 Taxable value of over-65 and disability homesteads with tax ceilings (school districts, counties, cities, and junior college districts)*	Year Compare Exemption Recap
5.	2022 Taxable value lost because court appeals of ARB decisions reduced 2022 appraised value.	Tax Rate Worksheet Line 7
6.	2022 Taxable value subject to appeal under Chapter 42, as of July 25	Tax Rate Worksheet Line 16
10.	2022 Taxable value lost because property first qualified for an exemption in 2023. (Value includes VTX)	Tax Rate Worksheet Line 3
11.	2022 Taxable value lost because property first qualified for agricultural appraisal (1-d or 1-d-1), timber appraisal, recreational / scenic appraisal or public access airport special appraisal in 2023.	Tax Rate Worksheet Line 4
17A. ISD's 18A. Other districts	Total 2023 taxable value on the 2023 certified appraisal roll today	Year Compare Recap
17B. ISD's 18C. Other districts	Pollution control value and energy storage systems value exempted	Tax Rate Worksheet Line 8
18A. ISD's 19A. Other districts	2023 Taxable value of properties under protest	Uncertified Roll Summary HTS
18B. ISD's 19B. Other districts	2023 Estimated value of properties neither under protest nor included on certified appraisal roll	Uncertified Roll Summary OTHER & PTS
19. ISD's 20. Other districts	2023 Taxable value of over-65 and disability homesteads with tax ceilings (school districts, counties, cities, and junior college districts) *	Year Compare Exemption Recap
21. ISD's 22. Other districts	2023 Taxable value of properties in territory annexed since January 1, 2022	Tax Rate Worksheet Line 6
22. ISD's 23. Other districts	2023 Taxable value of new improvements, new personal property located in new improvements, and new improvements to land	Tax Rate Worksheet Lines 1,2 & 11

Note: If your unit deannexed property after January 1, 2022, your assessor will need to determine the value lost due to deannexation. Our computer system is unable to calculate deannexation value. We have reported the amount exempted as a result of the \$2500 personal property and \$500 mineral exemptions under line 3A of the Tax Rate Worksheet report.

You will find calculations of the average appraised and market values of homesteads on your roll recap.

*HCAD's estimate of accounts with tax ceilings.

TO: City Council

FROM: R. Pennington, City Administrator
M. Yi, Finance Director

MEETING DATE: September 25, 2023

SUBJECT: Consideration and possible action on an ordinance adopting the 2024 Budget for the City of Piney Point Village.

Agenda Item: 4

The city is scheduled to adopt the 2024 fiscal year budget by September 25, pursuant to State law, and before beginning the fiscal year on January 1, 2024. All changes from the proposed budget are delineated for final adoption.

The proposed budget includes the following key highlights:

- Police Services benefit adjustment to the Texas Municipal Retirement System (TMRS) plan by reinstating the updated service credits (USC) and cost of living adjustments (COLA) that were eliminated in 2009.
- Inclusion of amended additions to the 2023 projected Village Fire Department related services budget.
- Recurring expansion of Village Fire Department service personnel to 53 full-time employees/firefighters.
- An increase in Village Fire Department related capital replacement to support future projected cost of scheduled future apparatus and vehicle replacement.
- Increase service cost (5%) to maintain sanitation collection services, including a fuel surcharge increase.
- Increase Piney Point employees' salary and wages ($\leq 5\%$).
- Street paving improvement allocated at \$400,000.
- Additional funding for the 96" Stormwater Replacement Project on S. Piney Point Road to cover contingencies.
- Allocation of unassigned projects/programs at \$765,000 that may be used to support capital improvements or expanded recurring operations that would benefit residents.

Additional changes to the filed version include:

- Adjusting for certified property tax levy -\$150,000 M&O revenue increase.
- Base salary adjustments, including vacation payout obligation funding, longevity pay (option), and part-time/temporary labor (option) for public works - \$29,500 recurring expenditure increase.

- TMRS contribution option comparable to other village benefits and typical of other Texas cities - \$75,654 recurring expenditure increase.
- Public Relations - \$15,000 recurring expenditure increase.
- CIP funding to support planned programs. A majority of funding is allocated as “capital programming” within the budget document. Note that a Capital Improvement Program document details project needs and expectations. Note that the CIP document does not restrain the council from programming but only serves as a guide for planning purposes. Proposed capital changes from the proposed FY23 reduce allocations by \$687,755, mainly as program carryover to FY24; and increase FY24 by \$947,900 as non-recurring expenditure.
- Ending fund balance (12/31/24) is projected at nearly \$3.6 million and exceeds fund reserve standards.

Recommended Action:

Take a record vote to approve the ordinance adopting the 2024 Budget for the City of Piney Point Village. [*According to the Local Government Code, Chapter 102, Section 102.007, the vote to adopt the budget must be a record vote*].

Attachments:

Ordinance 2023.09.A

The latest version of the PPV 2024 Budget.

ORDINANCE NO. 2023.09.A

**AN ORDINANCE OF THE CITY OF PINEY POINT VILLAGE, TEXAS,
APPROVING THE BUDGET AND MAKING APPROPRIATIONS FOR
SUPPORT OF THE CITY GOVERNMENT FOR THE FISCAL YEAR BEGINNING
JANUARY 1, 2024, AND ENDING DECEMBER 31, 2024.**

WHEREAS, the City Administrator, as budget officer, has prepared and submitted to the Mayor and City Council a budget estimate of the expenditures and revenues of all funds of the City for the fiscal year beginning January 1, 2024, and ending December 31, 2024, which has been considered and reviewed by the City Council and should be approved; and

WHEREAS, after due publication of notice as provided by law, a public hearing regarding the budget was held on September 25, 2023.

NOW, THEREFORE, BE IT ORDAINED BY THE CITY COUNCIL OF THE CITY OF PINEY POINT VILLAGE, TEXAS:

1. The budget prepared and submitted to the Mayor to the City Council for the fiscal year beginning January 1, 2024, and ending December 31, 2024, is approved.
2. That the sum of \$10,158,383 is hereby appropriated out of the General Fund for payment of operating expenses of \$7,695,483 and capital program expenditures of \$2,462,900 of the City of Piney Point Village, Texas, as outlined in detail in the budget.
3. That the sum of \$885,050 is hereby appropriated out of the Debt Service Fund for re-payment of debt of the City of Piney Point Village, Texas, as outlined in detail in the budget.

The above and foregoing Ordinance was duly introduced on the motion of Council Member _____, seconded by Council Member _____, and by a vote of __ for and __ against, was duly adopted and ordered filed this the 25th day of September 2023.

Mark Kobelan, Mayor

ATTEST:

Robert Pennington, City Secretary



CITY OF PINEY POINT VILLAGE, TEXAS ADOPTED BUDGET

FISCAL YEAR JANUARY 1, 2024 - DECEMBER 31, 2024

This budget will raise more revenue from property taxes than last year's budget by an amount of \$46,376, which is a 0.59 percent increase from last year's budget. The property tax revenue to be raised from new property added to the tax roll this year is \$122,369.

The members of the governing body voted on the budget as follows:

FOR:

AGAINST:

PRESENT and not
voting:

ABSENT:

Property Tax Rate Comparison

	2023-2024	2022-2023
Property Tax Rate:	\$0.255140/100	\$0.255140/100
No-New-Revenue Tax Rate:	\$0.254452/100	\$0.254369/100
No-New-Revenue Maintenance & Operations Tax Rate:	\$0.226128/100	\$0.222428/100
Voter-Approval Tax Rate:	\$0.270946/100	\$0.272302/100
Debt Rate:	\$0.028633/100	\$0.031115/100

Total debt obligation for the City of Piney Point Village secured by property taxes: \$2,520,000.



PINEY POINT VILLAGE, TEXAS

ADOPTED BUDGET

FISCAL YEAR 2024

CITY OF PINEY POINT VILLAGE, TEXAS
ADOPTED BUDGET
FISCAL YEAR JANUARY 1, 2024 - DECEMBER 31, 2024

MARK KOBELAN
MAYOR

JOEL BENDER
MAYOR PRO-TEM
COUNCIL MEMBER, POSITION 3

MICHAEL HERMINGHAUS
COUNCIL MEMBER, POSITION 1

DALE DODDS
COUNCIL MEMBER, POSITION 2

ALIZA DUTT
COUNCIL MEMBER, POSITION 4

JONATHAN CURTH
COUNCIL MEMBER, POSITION 5

PRESENTED BY:
ROBERT PENNINGTON
CITY ADMINISTRATOR

MICHELLE YI
FINANCE DIRECTOR

For more information contact:
The City of Piney Point Village
7676 Woodway, Suite 300; Houston, Texas 77063
(713) 782-0271
www.cityofpineypoint.com



PINEY POINT VILLAGE, TEXAS

ADOPTED BUDGET

FISCAL YEAR 2024

Mayor, Mark Kobelan
Mayor Pro-Tem, Joel Bender

City Council
Michael Herminghaus
Dale Dodds
Aliza Dutt
Jonathan Curth



7676 Woodway, Suite 300
Houston, Texas 77063

Robert Pennington
City Administrator

Phone (713) 782-0271
www.cityofpineypoint.com

September 20, 2023

Hello Friends and Neighbors,

The Council is proud to announce the 2024 Adopted Budget, which maintains the current municipal tax rate of 25.514 cents per \$100 of taxable value for the eleventh consecutive year. In addition, the Council has recently passed an ordinance that provides an increase in tax exemption relief by \$79,000 (taxable value) for homestead owners who are over 65 and meet the necessary qualifications. The adopted budget for this year is \$10,158,383, with \$2,462,900 allocated to capital expenditures. The majority of the budget, \$7,695,483, is dedicated to recurring operating expenditures, which are distributed across various divisions, with a significant portion assigned to police and fire services. Police services constitute 34% of the operating costs, while fire services represent 27%.

The police services for Piney Point, Bunker Hill, and Hunters Creek are provided by the Memorial Village Police Department (MVPD). Piney Point Village budgets \$2,622,267 for this cooperative service, which this year allows for adjustments to be made to MVPD's contribution to the Texas Municipal Retirement System (TMRS) plan. These adjustments return the updated service credits (USC) and cost of living adjustments (COLA) that were previously removed during the 2009 global recession. The objective of these changes is to enhance the department's competitiveness and attract and retain the most qualified officers and support staff. Additionally, the police budget includes a possible 3% increase in base salary.

The Village Fire Department (VFD) offers fire and emergency services to all six villages, including Piney Point, contributing \$2,081,832 to the department's budget. The VFD will allocate three full-time employees to support its second ambulance service fully. Funding will cover the increased costs of medical supplies for the ambulance and support for scheduled apparatus replacements.

This adopted budget accounts for the anticipated rate hikes (at 5.41%) and fuel expenses that come with providing top-tier sanitation services to households, ensuring that residential valet services continue within our community. Our priority is to maintain a high standard of service for residents while managing any financial impacts under the current resource parameters.

In our current budget, we have set aside funds to provide up to a 5% increase in salaries based on merit as well as the ability and opportunity to provide competitive benefits. Additionally, we have allocated resources for part-time labor to focus on maintaining the landscape and right-of-way areas. Our aim is to enhance the overall appearance of the community and create a more visually appealing environment for all residents.

Our current annual resources have 24% allocated towards capital expenditure. It's important to note that this amount is separate from the allocated capital scheduled for the 2023 fiscal year. Additionally, several programs planned for 2023 will carry over into the new budget since they span across multiple fiscal years.

The budget sufficiently backs up recurring operational expenses and sets aside \$1.5 million for capital programming. The estimated capital in 2024 will increase to a total of \$2.46 million with the inclusion of \$918 thousand in unassigned funds. Capital programming includes the following:

- The South Piney Point Road Drainage Outfall Project aims to replace a defective 96-inch corrugated metal drainage pipe along South Piney Point Road. The project spans from the Carlton Park intersection to Buffalo Bayou. The city's General Fund has allocated over \$1.7 million for the project, and a considerable portion of the funding, which amounts to \$847,418, comes from the American Rescue Plan Act of 2021 (ARPA). Though the project incurred unexpected costs due to the premature failure of the pipe that caused a sinkhole, the total allocation of the project is unlikely to exceed \$2.6 million. Any remaining contingency will go to the fund balance.
- The Windemere Drainage Outfall Project is set to improve the 24-inch drainage outfall leading into Buffalo Bayou. A significant portion of the funding for this project has been secured through cash obtained in prior years, with the City of Houston taking on the coordination of a similar project within the vicinity. The total cost of the project is estimated to be approximately \$508,400 in FY 2024, with \$50,000 earmarked within FY 2023. It is anticipated that this project will involve the exploration of various alternative options that are independent of the city of Houston's coordination. Rest assured that every effort will be made to ensure that this project is executed to the highest possible standard, focusing on delivering the most effective and long-lasting solution.
- Engineering is actively collaborating with the Williamsburg HOA and the City to install a closed storm sewer system along the frontage properties of Williamsburg Drive. The partial completion of the project in FY2023 confirms the initiative's viability, and the remaining cost is estimated to be around \$230,500. Completing this project will improve the safety and drainage of the area.
- The city is joining forces with Harris County Precent 3 to upgrade three traffic signals along Memorial Drive. The projected expenses for this undertaking fall between \$1.6 million and \$2.1 million and Precent 3 is expected to contribute up to \$1.5 million. The City has already committed \$600,000 to replace three of the intersections' signals, encompassing funds for signal masts with ornamental features, unforeseen expenses, and potential contingencies.
- Additional projects adopted in this budget comprise sidewalk upgrades (\$200,000), asphalt paving upgrades (\$400,000), upkeep and replacement of decorative street signs (\$200,000), and installation of school zone flashing beacons for MDE (\$50,000).

Our Council remains committed to enhancing the well-being of our citizens through various programs. This budget outlines our plan to undertake substantial capital projects in the near future. Our Council and I believe that the adopted budget is responsible and acceptable. Your contribution is valuable to our community. Thank you for being part of our journey!

Sincerely,

Mark Kobelan

Mayor, Piney Point Village

TABLE OF CONTENTS

General Fund	10-25
Summary	10
Statement	16
Detail	17
Debt Service Fund	26-30
Summary	26
Multi-Year Plan	27
Statement	28
Detail	29
Debt Requirements	30
Special Revenue Fund	31
Capital Project Fund	32

PRINCIPAL CITY OFFICIALS

City Elected Officials

Mark Kobelan	Mayor
Michael Herminghaus	Council Member, Position 1
Dale Dodds	Council Member, Position 2
Joel Bender	Council Member, Position 3, Mayor Pro-Tem
Aliza Dutt	Council Member, Position 4
Jonathan Curth	Council Member, Position 5

Board of Adjustment

Lawrence Chapman	Chairman
Vickie Driscoll	Member
Roland Sauermann	Member
Kevin F. Risley	Member
Michael Cooper	Member
Scott Bender	Alternate Member
John Brennan	Alternate Member
Zeb Nash	Alternate Member
Britton Holland	Alternate Member

Planning and Zoning Commission

Margaret Rohde	Chairman
Bill Burney	Member
Buck Ballas	Member
Dana Gompers	Member
Don Jones	Member
William Ogden	Member

Memorial Village Police Commission

James Huguenard	Police Commissioner
Solace Southwick	Police Commissioner
John Ebeling	Alternate Police Commissioner
Ray Schultz	Police Chief

Village Fire Commission

Zeb Nash	Fire Commissioner
Aliza Dutt	Alternate Fire Commissioner
Howard Miller	Interim Fire Chief

Appointed Officials

Robert Pennington	City Administrator
David Olson	City Attorney
John J. Klevenhagen	Municipal Court Judge

Primary Staff

Michelle Yi	Finance Director
Annette Arriaga	Director of Planning
Maria Garcia-Ruiz	Municipal Court Clerk

BUDGET INTRODUCTION

ABOUT PINEY POINT

Piney Point Village is a city in Harris County, Texas, located on the west side of Houston. The Village has a total land area of 2.1 square miles, located at 29°45'42"N 95°30'58"W. The City of Piney Point was founded in 1954 with an alderman form of government. Piney Point Village is serviced by the Memorial Village Police Department and the Village Fire Department. The city is served by the Spring Branch Independent School District. The Kinkaid School, a private K–12 school, and Pre-K–8 main campus of Saint Francis Episcopal Day School is located in Piney Point Village.

CITY HISTORY

In 1824, John D. Taylor received a land grant from Stephen F. Austin for a league centered on "pine point" at the southernmost turn of Buffalo Bayou. Taylor's house became known as Piney Point. Our research does not tell us why Taylor selected this land so distant from other settlements in the area. It may have been due to its resources of water and timber or its natural location as a stopping point between John Harris's settlement of Harrisburg and Stephen F. Austin's headquarters in San Felipe de Austin.

In 1844, the Board of Roads and Revenues of Harris County approved a public road from Houston (founded in 1836) to Piney Point and on to the county line. By 1885, Piney Point was a station on the Texas Western Railroad and was part of a settlement of largely German farmers.

In 1936, state highway maps located Piney Point near several sawmills in the area.

In 1954 Piney Point was incorporated with an alderman form of government and by 1966 had a public school and four churches.

The population rose from 1,790 in 1960 to 3,257 in 1990, to 3,380 in 2000, and dropped slightly to

3,125 in 2010. As of the 2010 census there were 3,125 people, 1,064 households and 945 families residing within the city limits. As of 2010, Piney Point Village has the highest per capita income in Texas.

BUDGET OBJECTIVES

The budget has been prepared to clearly communicate to the citizens and staff of the City the overall policies and goals of the City Council and who we are and what we do, enabling the reader to gain valuable information about the city without detailed accounting or budgetary knowledge. The budget document includes various activities and programs of the city, and comparative performance indicators for each program or activity, where available.

BUDGET PHILOSOPHY

Budget philosophy depends upon the local needs and concerns of the citizens. Other factors also affect budget philosophy, such as the state of the local economy, the needs of the organization, the demands of the public for increased services, unfunded mandates and requirements of federal and state regulatory agencies. The budget prepared by the city takes a conservative perspective regarding both revenues and expenditures. Although historical trends are very useful, current data and will sometimes take precedence over prior year trends. This means budgeting from a "conservative" perspective in that revenues are often anticipated either at or slightly above prior levels unless there are other known factors that will significantly affect anticipated revenues. In addition, expenditures are also estimated conservatively. As a result, over the years this method increases in actual fund reserves when compared to budgeted or projected fund reserves. The city does not use unreasonable projections, which could have an adverse impact on the City's reserves.

BUDGET INTRODUCTION

BASIS OF BUDGETING

Governmental Funds: The governmental fund types use the modified accrual basis of accounting. Under the modified accrual basis of accounting, revenues are budgeted when they are measurable and available and expenditures are budgeted in the period in which the liability is incurred, which is in accordance with Generally Accepted Accounting Principles. “Measurable” means the amount of the transaction can be determined and “available” means the collectible period. The city considers the majority of its major revenues as available when collected. Expenditures are recorded when the related fund liability is incurred. Principal and interest on general long-term debt are recorded as liabilities when due. Those revenues susceptible to accrual under the modified accrual method are property taxes and other taxes, intergovernmental revenue, and interest revenue. Licenses and permits, including fines and forfeitures revenues, are not susceptible to accrual because generally they are not measurable until received in cash. The fund balance approach of governmental funds or working capital approach can be identified as current assets less current liabilities. Governmental funds budget capital outlays as expenditures, but do not budget for non-cash expenditures such as accruals for sick and vacation liabilities and depreciation.

BUDGET PROCEDURES

The budget process begins with the analysis for its respective operations, personnel requirements, and capital outlay. This financial information is to be used as a guide to complete the proposed budget. Supplemental requests for capital, new programming, growth and development or other items outside normal operating budgets are justified separately. Upon completion, the budget is refined and adjustments made. Property tax revenue is budgeted using data provided in the preliminary

or certified tax rolls received from the Appraisal District. All other revenues are budgeted with the use of comparative financial information provided by the prior year’s actual revenue, current year estimated revenue, and known factors that may affect receipt of revenue. The City Administrator then submits a balanced budget of expenditures and revenues to the City Council for review.

PROCEDURE TO AMENDING THE BUDGET

Emergency Appropriations: The Council may make emergency appropriations to meet a pressing need for public expenditure, to protect the public health, safety or welfare. Such appropriations shall be by ordinance adopted by the majority vote of the Council members at one special or regular meeting.

Transfer of Appropriations: The City Administrator may approve an amendment to the budget that transfers part or all of any unencumbered appropriation balance among programs within a department, or division. The City Council must approve any budget amendments that increase the appropriation for any fund.

BUDGET CALENDAR

FY 2024

S.B. 2, the also known as the Texas Property Tax Reform and Transparency Act of 2019, passed during the 2019 legislative session and makes significant changes to the property tax rate setting process. Most of the changes made by S.B. 2 became effective as early as January 1, 2020. If the city chooses to publish notice of the tax rate in the newspaper, the city must also provide public notice of its proposed tax rate by posting notice of the proposed tax rate, along with the information in Tax Code Sec. 26.052(e), prominently on the home page of the city’s website.

July 1 - 20	Finalize Budget Document, Write Transmittal Letter, Budget Packets Prepared, Agenda and PowerPoint Prepared
July 21	City Administrator’s Proposed Budget Filed with City Secretary. July 21 – last day for budget officer to file proposed budget with municipal clerk.
July 24	City Council Budget Workshop #1.
July 25	Chief appraiser to deliver certified appraisal roll or certified estimate of taxable value to Assessor
August 4	Submit the no-new-revenue and voter-approval tax rates to the city council.
August 28	City Council Budget Workshop #2; Including CIP programming.
September 1	Send to Memorial Examiner the “notice of tax rate hearing” and “notice of budget hearing” For Publication; Put on City’s Website.
September 6	Memorial Examiner publish the “notice of tax rate hearing” and “notice of budget hearing” For Publication
September 25	Public Hearing on the Tax Rate. Public Hearing on Proposed Budget. City Council Budget Workshop #3 (if necessary) Consider an Ordinance to Amend Current Year Budget (if necessary) Consider an Ordinance Amending the Fee Schedule for Fiscal Year (if necessary) Consider a Tax Rate for Maintenance and Operation for Budget Year 2024 Consider a Tax Rate for Debt Service for Budget Year 2024. Consider an Ordinance for the Assessment, Levy and Collection of Ad Valorem Taxes. Consider an Ordinance Adopting the Budget for Fiscal Year 2024
January 1	Beginning of Fiscal Year 2024

GENERAL FUND

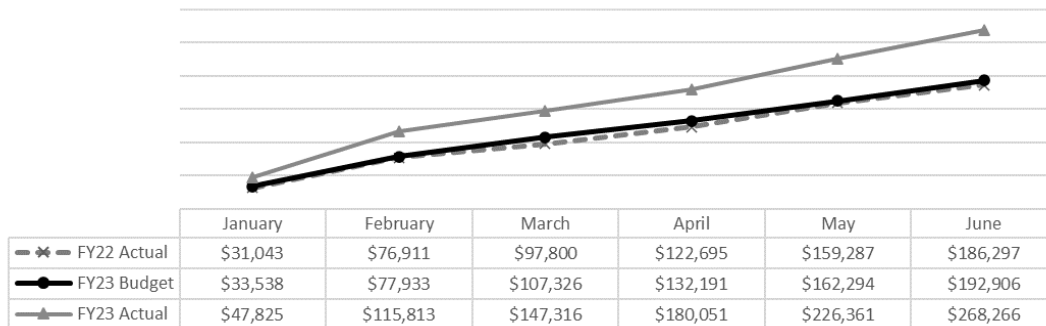
Fund 10, which is also referred to as the General Fund, is responsible for financing all the essential government services provided by Piney Point Village. This fund is mainly financed through a combination of property tax, sales tax, franchise fees, permits, use fees, and court fines. The expenses of Fund 10 are categorized into various groups, including public services, contract services, development services, administrative services, municipal court, public works, and capital programs. Piney Point Village's public safety services are provided by the Village Fire Department and Memorial Village Police Department, which together account for 53% of the total annual resources available.

FISCAL YEAR 2024 ADOPTED BUDGET

	FY 2022 YEAR-END ACTUAL	FY 2023 ORIGINAL BUDGET	FY 2023 YEAR-END PROJECTED	FY 2024 ADOPTED BUDGET
Total Revenues	8,435,667	8,318,980	9,312,670	9,240,419
Total Expenditures	7,526,711	9,977,983	9,384,733	10,158,383
<i>Over/(Under) Expenditures:</i>	908,956	(1,659,002)	(72,063)	(917,964)
<i>Fund Balance - Ending:</i>	4,588,764	2,929,762	4,516,701	3,598,737

According to our projections, the total revenue for 2023 will be \$9,312,670. This amount is \$993,690 or 11.9% higher than what we initially budgeted for. The increase is mainly due to improvements in permit activity and investment income. As for the 2024 adopted revenues, they are expected to be \$9,240,419. This is due to increases in property value, maintenance of growth in permit activity and investment income, as well as decreases in non-recurring revenues. The 2024 revenue is lower than the 2023 projected revenue by \$72,252, but it is still higher by \$921,438 than the 2023 original revenue. It is worth mentioning that the Special Use Permits construction activity will keep the revenues at a high level throughout 2023. Please be aware that the revenues anticipated for the year 2023 are expected to remain at a high level. This is largely attributed to the ongoing construction activity for Special Use Permits.

- **Property Tax:** Upon receipt of all collections through June, the projected amount for 2023 has been revised to \$6,550,875, representing an increase of \$75,786 from the original amount of \$6,475,089. This updated figure reflects the most recent collections at the time of budget filing. Additionally, the adopted amount for 2024 is \$6,930,156, encompassing certified values, truth-in-taxation, and alterations to tax rate calculations. These adjustments were made to the filed budget in advance of the final presentation and were monitored throughout the budget process.
- **Sales Tax:** Texas imposes a 6.25% state sales and use tax on all retail sales, leases, rentals of most goods, and taxable services. As a local taxing jurisdiction, Piney Point imposes an additional 1%, and METRO also imposes 1%, for a maximum combined rate of 8.25%. The Texas Comptroller reported Piney Point sales tax collections at \$268,266 for June 2023. In addition to the total reported by the Comptroller, there are secondary collections of \$2,916 (vehicle inventory tax) for a combined total of \$271,182. The sales use portion well outpaces the budgeted projection (>39%) as well as the last fiscal actuals (>43%). The year-end for sales tax collection is projected at \$103,725 more than the original budget based on this exceptional trend. Based on the actuals for June and a 15% increase projection for the remaining monthly targets, the projected amount for this year is \$485,725. This figure is consistent with the 2024 Adopted amount. This chart displays the overall progress in collections over time:



- Permits and Inspections:** Municipal planning permits are necessary to regulate land use and achieve desired community planning outcomes. Recently, Piney Point granted three special use zoning permits to SBISD, Saint Frances, and The Kinkaid School. These permits allow the properties to be used in a manner approved by the council, which differs from the usual accepted use in the residential zone (R1). Plat reviews regulate adjustments of subdivision plat records. There is a noticeable increase in the development of luxurious residential buildings on pre-existing land plots. Midyear, \$478,928 in Permits & Inspection Fees (10-4207) were collected, doubling from the June 2022 report of \$237,372. The remaining months of 2022 recorded an additional \$557,927. Past fiscal years have shown minimal activity in the latter half, indicating The SUP bubble. For the 2023 Projected, an average of \$380,000 was calculated for the remaining fiscal year collection activity for a total of \$858,928. The 2024 Adopted is less at \$550,000. Staff will continue to monitor the projections as the planned phase of Kinkaid's Upper School may increase fees in either 2023 or 2024. However, St. Francis construction is anticipated to be finalized before year-end, and MDE fees are current. Plat Reviews (10-4203) at \$9,750, Contractor Registration (10-4205) at \$10,650, and Board of Adjustment fees (10-4208) at \$1,750 are figures expected to stay stable in both 2023 and 2024. Drainage Reviews (10-4206) reported at \$33,900 at the time of filing is likely to collect additional fees, and projecting \$50,000 for 2023 and for 2024. After a thorough review, the 2023 Projected total is \$930,578, and 2024 Adopted total is less at \$622,150.
- Court Revenue:** Court revenue through June is \$72,133, 82% of the budget and \$27,031 more than last year. Court fines total \$66,345, and the remaining \$5,788 is primarily restricted for special uses such as court security and technology. The court offers both in-person and virtual proceedings via Zoom. The city collected \$111,183 for year-end 2022. It is projected that there will be a 60% increase in the number of fines and fees collected in 2023, and this trend is expected to hold. Both the 2023 Projected and 2024 Adopted are adjusted to total \$135,000.
- Investment Income:** Interest income is at historical highs due to rate changes by the Federal Reserve. Midyear investment income is reported at \$194,023. The following months will see some use of cash reserves, but conservative trends target at least \$30,000 per month. The current outlook suggests that these rates will remain through the near future, possibly increasing by some degree with continued signals from the Fed as it moderates inflationary factors. Both the 2023 Projected and 2024 Adopted are adjusted to total \$374,000.
- Agencies & Alarms:** Alarm Registration for June 2023 is \$24,650, with collections due in January. Both 2023 Projected and 2024 Adopted are adjusted to total \$25,000. Annual registration of alarms is essential for maintaining current emergency information for the protection of individual properties.
- Franchise Revenue:** Midyear franchise taxes are reported at \$181,394. Cable Franchise (10-4602) is reported at \$42,577, with the expectancy of two additional quarterly proceeds for a total of \$85,153. Power/Electric Franchise (10-4605) to total of \$272,419. The Gas Franchise (10-4606) budget remains unchanged at \$25,000 as the annual payment is received at the end of the year, and collections are subject to volatile market rates. The Telephone Franchise (10-4607) should include two additional quarterly proceeds to total \$3,515. The Wireless Franchise (10-4608) has varying proceeds awarded to the city, and the average collection over the past three years is approximately \$1,800. Both the 2023 Projected and 2024 Adpoted are adjusted lower than the 2023 Budget by \$44,113 to total \$387,887. Lower collections are attributed to the "franchise fee elimination bill" that was passed by the Legislature in 2019. The legislation eliminated over millions annually in municipal right-of-way fees from cable and telecom providers.

- **Contributions, Donations, & Non-Operating Revenue:** Most category funds are from contributions, intergovernmental, and reimbursements.
 - **Contributions:** The Kinkaid School pledged discretionary payments in lieu of real estate taxes relating to Kinkaid's property. Kinkaid promised two equal installments of \$65,500, with the first paid after receiving building permits related to the Lower School / Administration facilities, and the second paid in early 2023. Both installments have been obtained, with the first reported in fiscal year 2022. In addition, an annual payment of at least \$95,000 for the Memorial Village Police Department and the Memorial Village Fire Department services. The 2023 pledge was received and booked in October of 2022. Assuming the early timing of payments, the 2023 Projected and 2024 Adopted include the annual receipts.
 - **Intergovernmental:** Every year in October, Metro Transit transfers governmental funds totaling \$136,000.
 - **Reimbursement/Other:** Ambulance reimbursement has returned to participating villages at an annual expectancy of \$48,000. This standard practice was held during the reconstruction of the Village Fire Station. Other forms of reimbursement or non-operating income include forfeitures in temporary certificates of occupancy (TCO), for which two TCO payments are currently realized as non-operating revenue. Also, proceeds from the opioid settlement and CIP drainage cost share accounted for in 2023.

The 2023 projected expenditures total \$9,384,733, of which \$2,421,421 is related to nonrecurring capital improvements, with a projected use of \$72,063 in retained cash. The 2024 adopted expenditures total \$10,158,383. Note that this budget allocates \$2,462,900 in new capital programming using \$917,964 in additional resources. Council and Staff annually evaluate using a portion of retained resources toward nonrecurring programming without significant impact on held reserves.

Public Services

The budget categorizes general fund operations into several divisions, with most resources supporting the Public Service Division. This division includes police, fire, and sanitation. Public Services totals \$5,321,562, a \$421,165 (8.6%) increase over the 2023 Projected and a \$513,020 (10.7%) increase over the original 2023 budget. This significant increase is specified under police and fire services.

- **Police Services:** The Memorial Village Police Department (MVPD) has a 2023 projected budget of \$2,349,185 as Piney Point Village contribution for police services, a \$63,484 or 2.6% decrease over the original \$2,412,669. This decrease is due to reimbursement in the Fiscal Year 2022 audited surplus. The total surplus was \$190,456, and the portion of the City of Piney Point Village is \$63,485. The 2024 Adopted Budget is \$2,622,267, representing a \$209,598 (8.7%) increase over the original 2023 budget allocation and a \$273,081 (11.6%) increase over the 2023 Projected.

	Adopted 2024 Budget	
	MVPD Total	PPV Share
Maintenance & Operations	\$7,577,100	\$2,525,700
Vehicle Replacement	\$140,000	\$46,667
Capital	\$149,700	\$49,900
Total:	\$7,866,800	\$2,622,267

- **MVPD Maintenance & Operations:** The Piney Point share cost of personnel and benefits is \$2,155,537 and includes the adjustments to TMRS contributions. The budget allows for modification of the current Texas Municipal Retirement System (TMRS) plan by reinstating the updated service credits (USC) and cost of living adjustments (COLA) that were eliminated in 2009. In addition, the MVPD budget includes an increase in the base salary of 3% (1% STEP + 2% salary increase). The Health/Dental/Vision Insurance estimate is based on an 18% increase over current elections, with Piney Point share allocated at \$169,255. Decreases in fuel cost and building maintenance are incorporated and offset the overall increase.

- MVPD Auto Replacement: Category supports MVPD vehicle replacement plan with Piney Point share allocated at \$46,667. Historically, the Department purchases three new vehicles each fiscal year.
- MVPD Capital Outlay: In 2023, the capital plan supported the purchase of a storage container and radio system. For 2024, MVPD is requesting Piney Point allocate \$49,900 to cover maintenance and replacement of the station roof and HVAC system.
- Fire Services: The Fire Services original 2023 budget was \$1,824,868. An approved amendment in March increased the allocation share, less carryover savings, by \$10,492, then a second amendment in April for annex roof repair increased the allocation share by an additional \$38,640, and finally, a third in June increased personnel expense share by an additional \$94,768. Total amendments, less prior year carryovers, total \$143,899.

	Amended 2023 Budget	
	VFD Change	PPV Share
(A1) Ambulances (2), IT, Gear	\$49,958	\$10,491
(A2) Annex Roof	\$184,000	\$38,640
(A3) Salary Adjustment	\$451,277	\$94,768
Total:	\$685,235	\$143,899

The VFD 2023 Projected is \$1,968,767, and 7.9% greater than the 2023 Original due to the \$143,899 in amending changes detailed above. The VFD 2024 Adopted at \$2,081,832 is \$113,065 (5.7%) greater than the 2023 Projected and \$256,964 (14.1%) greater than the 2023 Original. The VFD currently has 50 full-time employees (FTEs) and increasing the budget to include 53 FTEs. By doing so, VFD will cease supplying overtime hours to the three positions needed to staff the second ambulance adequately. The budget assumes the department will hire a permanent chief as of January 1, 2024, and will fill the vacant position created by the departure of the previous chief. The Health/Dental/Vision Insurance estimate is based on a 5% increase over current elections. Operating funds include a 113% increase to support ambulance medical supplies and IT cloud maintenance contracts. Capital Replacement funding is increased to support the future projected cost of scheduled apparatus replacements. The following is the budget breakout for VFD 2024 Adopted with PPV cost share at 21%:

	Adopted 2024 Budget	
	VFD Total	PPV Share
Personnel	\$8,268,375	\$1,736,359
Operating	\$1,052,080	\$220,937
Capital Equipment	\$193,033	\$40,537
Capital Replacement	\$400,000	\$84,000
Total:	\$9,913,488	\$2,081,832

- Sanitation Collection: Services include traditional “backdoor,” twice each week for municipal solid waste and once each week for recycling, from each residential unit. The monthly service cost for sanitation service is approximately \$44,915, with cost remaining unchanged for the first 8 months of the fiscal year. A notification of a rate change increases services by 5.41% for a monthly cost rounded to \$47,342. The total cost for 2023 Projected is \$548,664. The 2024 Budget is calculated on similar term and rate expectations (5.5%) for a total of \$578,520. The Contractor (GFL) may charge an additional fuel surcharge fee based on the Department of Energy (DOE) diesel prices, and an increase of 3% is scheduled for September 2023, projecting \$12,881 for 2023 year-end and the rate continuing a full year through fiscal 2024 at \$17,043. The total cost of sanitation has been set at \$595,563.
- Other Public Services: Additional services that we offer include Community Events with a cost of \$21,000, Street Lighting Services with a cost of \$14,400, and Library Services with a cost of \$1,500, resulting in a grand total of \$36,900.

Other Operating:

The budget allocates nearly a quarter of the general fund allocation to support Contract Services, Development Services, Administrative, Court, and Public Works. These activities are detailed below:

- Contract Service Division: The Contract Service Division includes Engineering, Legal, Auditing, Tax Appraisal, Mosquito Control, and other contracted services Piney Point has with other entities. Most of the division allocates funds for engineering services (46%) and legal services (21%). Total 2024 Adopted is \$475,500, an increase of \$ 31,450 or 7.1% over the projected.
- Development Services: Expenditures within the division remain on target with the original budget, except for credit card transaction fees projected at \$29,000. Total 2024 Budget is \$302,200, an increase of \$7,382 or 7.1% over the projected. However, revenues attributed to development service significantly outpace the division expenses, yet some expenses are under engineering review allocated in the Contract Service Division.
- Administrative Services: Expenditures within the division remain in close target of the original budget. An additional allocation for the office lease is expected in 2024 unless negotiations in the late fiscal year can offset the need. Also, a change in dependent coverage did occur in 2023 but is compensated by reducing the full-time administrative assistant position to part-time. The total 2024 Adopted is \$1,228,060, a \$193,014 (8.5%) increase over the projected. The budget includes up to 5% salary increases based on merit and competitive benefits, as well as the allocation of part-time labor for landscape and right-of-way maintenance.
- Municipal Court: Expenditures within the division remain below original budget targets. The enhancements that have been implemented in both the financing and operations of the court are notable to the overall efficiency of the municipal court. The total 2024 Adopted is \$35,510, lower than the 2023 Original Budget by \$2,740.
- Public Works/ Maintenance: Expenditures within the division realigned to applicable line items; however, the total 2023 Projected is equal to the original budget. Landscaping maintenance and right-of-way mowing are two line-item expenses that are managed under one maintenance contract and, therefore, should be allocated as one under Landscaping Services (10-560-5504). Increase Landscaping Services is programmed for the recent additional landscape improvements. The total division is budgeted at \$317,650.

Capital and Undefined Programming:

Capital expenditures total \$2,462,900, or 24% of the current annual resources. This total is in addition to the current allocated capital scheduled for the 2023 fiscal year. Many of the 2023 programs will be carried over into the new budget as they span over fiscal years. New programs include:

- South Piney Point Road Drainage Outfall Project: The project aims to replace a defective 96-inch corrugated metal drainage pipe along South Piney Point Road and spans from the Carlton Park intersection to the north bank of Buffalo Bayou. The city's General Fund has allocated over \$1.7 million for the project, and a considerable portion of the funding, which amounts to \$847,418, comes from the American Rescue Plan Act of 2021 (ARPA). Though the project incurred unexpected costs due to the premature failure of the pipe that caused a sinkhole, the total allocation of the project is unlikely to exceed \$2.6 million. Any remaining contingency will go to the fund balance.
- Windemere Drainage Outfall Project: The project is set to improve the 24-inch drainage outfall leading into Buffalo Bayou from the Windemere neighborhood. Funding for this project was secured in prior years, with the City of Houston taking on the coordination of a similar project of a 102-inch drainage outfall within the vicinity. The total cost of the project is estimated at \$508,400 in FY 2024, with \$50,000 earmarked within FY 2023. It is anticipated that this project will involve the exploration of various alternative options that are independent of the city of Houston's coordination in delivering the most effective and long-lasting solution.
- Williamsburg Drainage: Engineering is collaborating with the Williamsburg HOA to install a closed storm sewer system along the frontage properties. The partial completion of the project in FY2023 confirms the initiative's viability, and the remaining cost is estimated to be around \$230,500.
- Traffic Signals: The city is joining forces with Harris County Present 3 to upgrade three traffic signals along Memorial Drive. The projected expenses for this undertaking fall between \$1.6 million and \$2.1 million, with Present 3 contributing \$1.5 million. The City budget includes \$600,000 to replace three of the intersections'

signals, encompassing funds for signal masts with ornamental features, unforeseen expenses, and potential contingencies.

- Other Projects: The adopted comprises sidewalk upgrades (\$200,000), asphalt paving upgrades (\$400,000), upkeep and replacement of decorative street signs (\$200,000), and installation of school zone flashing beacons for MDE (\$50,000).

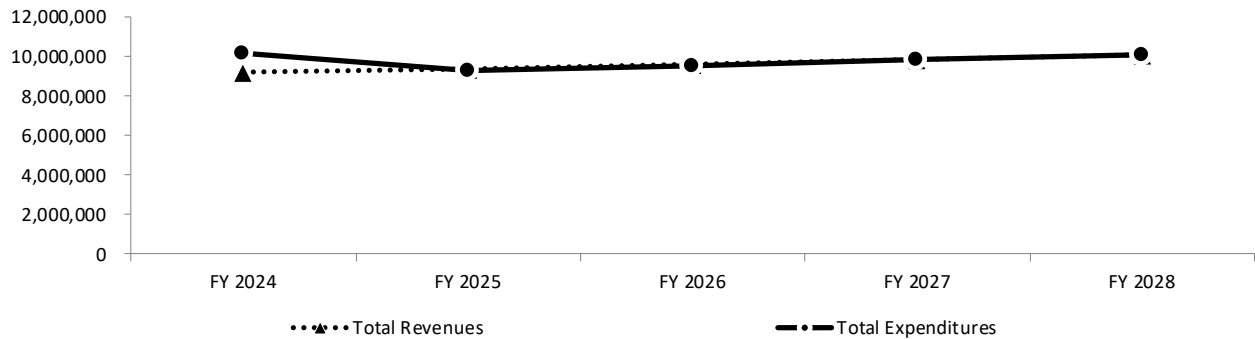
Reserves:

The city revenues under expenditures are limited to \$917,964. The beginning fund balance is projected at \$4,516,701, with the ending balance at \$3,598,737. The city maintains \$1,923,871 as a 90-day reserve. The Budget holds \$1,674,867 over the recommended reserve.

MULTI-YEAR PLAN

Our organization has devised a comprehensive five-year forecasting plan. As per the plan, Fund 10 is projected to maintain a stable budget and direct funds towards capital expenditures from 2024 to 2028. Our primary objective is to sustain our existing service levels while extending support for innovative and expanded programs, which will be funded solely by the General Fund. It's worth highlighting that the budget is approved yearly by the Council, meaning that future councils are not bound to adhere to this specific plan.

	FY 2024 ADOPTED	FY 2025 PROJECTED	FY 2026 PROJECTED	FY 2027 PROJECTED	FY 2028 PROJECTED
Operating Revenues:	9,192,419	9,313,295	9,557,830	9,809,394	10,068,194
Non-Operating Revenues:	48,000	49,440	50,923	52,451	54,024
Total Revenues:	9,240,419	\$9,362,735	\$9,608,754	\$9,861,845	\$10,122,218
Operating Expenditures:	7,695,483	7,960,855	8,235,769	8,520,577	8,815,647
Capital Programs	2,462,900	0	0	0	0
New / Expanded Programs	0	1,300,000	1,300,000	1,300,000	1,300,000
	10,158,383	9,260,855	9,535,769	9,820,577	10,115,647
<i>Revenues Over Expenditures:</i>	<i>(917,964)</i>	<i>101,880</i>	<i>72,985</i>	<i>41,268</i>	<i>6,571</i>
Fund Balance - Ending:	3,598,737	\$3,700,617	\$3,773,602	\$3,814,870	\$3,821,441



GENERAL FUND - 10
FISCAL YEAR 2024 ADOPTED BUDGET

	FY 2022 YEAR END ACTUAL	FY 2023 AMENDED BUDGET	FY 2023 YEAR END PROJECTED	FY 2024 ADOPTED BUDGET
REVENUES:				
Property Taxes	6,148,263	6,475,089	6,550,875	6,930,156
Sales Taxes	410,160	382,000	485,725	485,725
Permits & Inspections	877,170	538,150	930,578	622,150
Court Revenue	111,183	88,241	135,000	135,000
Investment Income	41,616	60,000	374,000	374,000
Agencies & Alarms	26,800	23,000	25,000	25,000
Franchise Taxes	421,460	432,000	387,887	387,887
Contribution & Use Fee	160,500	183,000	160,500	95,000
Other Governmental	136,000	136,500	136,000	136,500
Donations & Other	2,346	1,000	55,105	1,000
Operating Revenues:	8,335,498	8,318,980	9,240,670	9,192,419
Other Sources	2,029	0	0	0
Ambulance	19,929	0	48,000	48,000
CIP Cost Share	78,211	0	24,000	0
Non-Operating Transfers	0	0	0	0
Non-Operating Revenues:	100,169	0	72,000	48,000
Total Revenues:	\$8,435,667	\$8,318,980	\$9,312,670	\$9,240,419
EXPENDITURES:				
Police Services	2,119,750	2,412,669	2,349,185	2,622,267
Fire Services	1,698,980	1,824,868	1,968,767	2,081,832
Sanitation Services	536,200	550,105	561,545	595,563
Other Public Services	24,118	20,900	20,900	36,900
Total Public Services:	4,379,049	4,808,542	4,900,397	5,336,562
Contract Services	509,466	447,382	444,050	475,500
Development Services	272,337	282,500	294,818	302,200
Administrative Services	940,352	1,035,882	1,035,047	1,228,060
Municipal Court	18,852	38,250	32,750	35,510
Public Works & Maintenance	228,298	256,250	256,250	317,650
	1,969,306	2,060,264	2,062,915	2,358,920
Operating Expenditures:	6,348,355	6,868,807	6,963,312	7,695,483
Capital Programs	1,178,356	3,109,176	2,421,421	2,462,900
Non-Operating Expenditures:	1,178,356	3,109,176	2,421,421	2,462,900
Total Expenditures:	\$7,526,711	\$9,977,983	\$9,384,733	\$10,158,383
<i>Revenues Over Expenditures</i>	<i>908,956</i>	<i>(1,659,002)</i>	<i>(72,063)</i>	<i>(917,964)</i>
Fund Balance - Beginning	3,679,808	4,588,764	4,588,764	4,516,701
Fund Balance - Ending	\$4,588,764	\$2,929,762	\$4,516,701	\$3,598,737
Reserve Requirement (25%)		1,717,202	1,717,202	1,923,871
Excess/(Deficit)		1,212,560	2,799,500	1,674,867

GENERAL FUND - 10
FISCAL YEAR 2024 ADOPTED BUDGET

		FY 2022 YEAR END ACTUAL	FY 2023 AMENDED BUDGET	FY 2023 YEAR END PROJECTED	FY 2024 ADOPTED BUDGET
REVENUE					
<u>Tax Collection</u>					
10-4101	Property Tax (M&O)	6,148,263	6,475,089	6,550,875	6,930,156
10-4150	Sales Tax	410,160	382,000	485,725	485,725
	Total Tax Collection:	6,558,423	6,857,089	7,036,600	7,415,881
<u>Permits & Inspections</u>					
10-4203	Plat Reviews	10,100	9,750	9,750	9,750
10-4204	Code Enforcement Citations	0	0	0	0
10-4205	Contractor Registration	11,520	10,650	10,650	10,650
10-4206	Drainage Reviews	59,750	45,000	50,000	50,000
10-4207	Permits & Inspection Fees	795,300	471,000	858,928	550,000
10-4208	Board of Adjustment Fees	500	1,750	1,250	1,750
	Total Permits & Inspections:	877,170	538,150	930,578	622,150
<u>Municipal Court</u>					
10-4300	Court Fines	103,604	85,000	126,000	126,000
10-4301	Building Security Fund	2,653	1,100	3,000	3,000
10-4302	Truancy Prevention	2,707	1,116	3,000	3,000
10-4303	Local Municipal Tech Fund	2,166	1,000	2,950	2,950
10-4304	Local Municipal Jury Fund	54	25	50	50
	Total Municipal Court:	111,183	88,241	135,000	135,000
<u>Investment Income</u>					
10-4400	Interest Revenue	41,616	60,000	374,000	374,000
	Total Investment Income:	41,616	60,000	374,000	374,000
<u>Agencies & Alarms</u>					
10-4508	SEC-Registration	26,800	23,000	25,000	25,000
	Total Agencies & Alarms:	26,800	23,000	25,000	25,000
<u>Franchise Revenue</u>					
10-4602	Cable Franchise	81,624	102,000	85,153	85,153
10-4605	Power/Electric Franchise	272,413	296,000	272,419	272,419
10-4606	Gas Franchise	60,030	25,000	25,000	25,000
10-4607	Telephone Franchise	3,675	7,000	3,515	3,515
10-4608	Wireless Franchise	3,717	2,000	1,800	1,800
	Total Franchise Revenue:	421,460	432,000	387,887	387,887
<u>Donations & In Lieu</u>					
10-4702	Kinkaid School Contribution	160,500	183,000	160,500	95,000
10-4703	Metro Congested Mitigation	136,000	136,000	136,000	136,000
10-4704	Intergovernmental Revenues	0	500	0	500
10-4705	Ambulance	19,929	0	48,000	48,000
10-4800	Misc. Income	640	500	55,105	1,000
10-4801	Donations	1,706	500	0	0
10-4802	Reimbursement Proceeds	2,029	0	0	0
10-4803	CIP Cost Share	78,211	0	24,000	0
10-4850	Transfer In	0	0	0	0
	Total Donations & In Lieu:	399,015	320,500	423,605	280,500
	TOTAL REVENUES:	8,435,667	8,318,980	9,312,670	9,240,419

**GENERAL FUND - 10
FISCAL YEAR 2024 ADOPTED BUDGET**

		FY 2022 YEAR END ACTUAL	FY 2023 AMENDED BUDGET	FY 2023 YEAR END PROJECTED	FY 2024 ADOPTED BUDGET
EXPENDITURES					
<u>PUBLIC SERVICE DIVISION</u>					
<u>Community Events</u>					
10-510-5001	Community Celebrations	8,165	5,000	5,000	6,000
10-510-5002	Public Relations				15,000
	Community Events:	8,165	5,000	5,000	21,000
<u>Police Services</u>					
10-510-5010	MVPD Operations	2,066,417	2,264,745	2,201,260	2,525,700
10-510-5011	MVPD Auto Replacement	53,333	53,333	53,333	46,667
10-510-5012	MVPD Capital Expenditure	0	94,591	94,591	49,900
	Police Services:	2,119,750	2,412,669	2,349,184	2,622,267
<u>Miscellaneous</u>					
10-510-5020	Miscellaneous	0	0	0	0
	Total Miscellaneous:	0	0	0	0
<u>Sanitation Collection</u>					
10-510-5030	Sanitation Collection	480,775	539,319	548,664	578,520
10-510-5031	Sanitation Fuel Charge	55,426	10,786	12,881	17,043
	Sanitation Collection:	536,200	550,105	561,545	595,563
<u>Library Services</u>					
10-510-5040	Spring Branch Library	1,500	1,500	1,500	1,500
	Library Services:	1,500	1,500	1,500	1,500
<u>Street Lighting Services</u>					
10-510-5050	Street Lighting	14,453	14,400	14,400	14,400
	Street Lighting Services:	14,453	14,400	14,400	14,400
<u>Fire Services</u>					
10-510-5060	Villages Fire Department	1,698,980	1,824,868	1,968,767	2,081,832
	Fire Services:	1,698,980	1,824,868	1,968,767	2,081,832
	TOTAL PUBLIC SERVICE:	4,379,049	4,808,542	4,900,396	5,336,562

**GENERAL FUND - 10
FISCAL YEAR 2024 ADOPTED BUDGET**

		FY 2022 YEAR END ACTUAL	FY 2023 AMENDED BUDGET	FY 2023 YEAR END PROJECTED	FY 2024 ADOPTED BUDGET
<u>CONTRACT SERVICE DIVISION</u>					
10-520-5101	Grant Administration	5,250	0	0	0
10-520-5102	Accounting/Audit	20,066	25,000	19,400	25,000
10-520-5103	Engineering	219,880	210,000	210,000	220,000
10-520-5104	Legal	88,207	90,000	90,000	100,000
10-520-5105	Tax Appraisal-HCAD	56,989	58,882	60,570	63,000
10-520-5107	Animal Control	4,850	1,500	1,500	2,300
10-520-5108	IT Hardware/Software & Support	49,620	40,000	40,000	41,200
10-520-5109	Urban Forester	42,002	0	0	0
10-520-5110	Mosquito Control	22,603	22,000	22,580	24,000
TOTAL CONTRACT SERVICE DIVISION:		509,466	447,382	444,050	475,500

**GENERAL FUND - 10
FISCAL YEAR 2024 ADOPTED BUDGET**

		FY 2022 YEAR END ACTUAL	FY 2023 AMENDED BUDGET	FY 2023 YEAR END PROJECTED	FY 2024 ADOPTED BUDGET
<u>BUILDING SERVICE DIVISION</u>					
<u>Building & Inspection Services</u>					
10-530-5152	Drainage Reviews	109,349	103,000	103,000	103,000
10-530-5153	Electrical Inspections	21,690	15,000	14,500	15,000
10-530-5154	Plat Reviews	0	500	500	500
10-530-5155	Plan Reviews	48,000	50,000	48,000	50,000
10-530-5156	Plumbing Inspections	24,975	18,000	18,000	18,000
10-530-5157	Structural Inspections	40,095	30,000	30,000	30,000
10-530-5158	Urban Forester	0	45,000	42,000	45,000
10-530-5160	Mechanical Inspections	9,360	8,500	8,500	8,500
	Building and Inspection Services:	253,469	270,000	264,500	270,000
<u>Supplies and Office Expenditures</u>					
10-530-5108	Information Technology	0	0	0	0
10-530-5207	Misc Supplies	0	1,000	0	1,000
10-530-5211	Meeting Supplies	0	350	100	500
10-530-5213	Office Supplies	0	900	900	900
10-530-5214	Telecommunications	0	0	0	0
10-530-5215	Travel & Training	0	250	250	300
	Supplies and Office Expenditures:	0	2,500	1,250	3,200
<u>Insurance</u>					
10-560-5353	Employee Insurance	0	0	0	0
10-530-5403	Credit Card Charges	18,868	10,000	29,068	29,000
	Insurance:	18,868	10,000	29,068	29,000
	TOTAL BUILDING SERVICE DIVISION:	272,337	282,500	294,818	302,200

GENERAL FUND - 10
FISCAL YEAR 2024 ADOPTED BUDGET

	FY 2022 YEAR END ACTUAL	FY 2023 AMENDED BUDGET	FY 2023 YEAR END PROJECTED	FY 2024 ADOPTED BUDGET	
<u>GENERAL GOVERNMENT DIVISION</u>					
<u>Administrative Expenditures</u>					
10-540-5108	Information Technology	0	20,000	20,000	22,000
10-540-5202	Auto Allowance/Mileage	9,764	7,200	7,200	7,200
10-540-5203	Bank Fees	3,537	3,000	3,000	3,000
10-540-5204	Dues/Seminars/Subscriptions	3,506	3,000	2,600	3,600
10-540-5205	Elections	0	5,000	620	3,000
10-540-5206	Legal Notices	0	3,500	3,500	3,500
10-540-5207	Miscellaneous	5,119	5,000	5,000	5,000
10-540-5208	Citizen Communication	7,339	5,000	5,000	5,000
10-540-5209	Office Equipment & Maintenance	9,918	10,000	8,000	10,000
10-540-5210	Postage	1,000	1,500	1,500	2,000
10-540-5211	Meeting Supplies	9,543	10,000	6,000	7,500
10-540-5212	Rent/Leasehold/Furniture	134,898	130,000	137,451	146,000
10-540-5213	Supplies/Storage	14,611	10,000	7,000	10,000
10-540-5214	Telecommunications	10,154	16,000	14,000	16,000
10-540-5215	Travel & Training	1,824	1,000	1,000	3,000
10-540-5216	Statutory Legal Notices	2,243	1,500	1,500	1,500
	Administrative Expenditures:	213,455	231,700	223,371	248,300
<u>Wages & Benefits</u>					
10-540-5301	Gross Wages	515,004	598,454	598,454	662,745
10-540-5302	Overtime/Severance	19,418	18,236	4,000	20,809
10-540-5303	Temporary Personnel	26,383	0	10,000	0
10-540-5306	FICA/Med/FUTA Payroll Tax Exp	40,694	47,728	47,728	50,035
10-540-5310	TMRS (City Responsibility)	42,947	59,345	59,345	138,135
10-540-5311	Payroll Process Exp-Paychex	3,242	3,000	3,000	4,000
	Wages & Benefits:	647,688	726,763	722,527	875,724
<u>Insurance</u>					
10-540-5353	Employee Insurance	69,607	62,919	77,249	88,836
10-540-5354	General Liability	8,482	10,000	8,700	10,000
10-540-5356	Workman's Compensation	0	4,000	2,000	4,000
	Insurance:	78,089	76,919	87,949	102,836
<u>Other</u>					
10-540-5403	Credit Card Charges (Adm)	1,120	500	1,200	1,200
		0	0	0	0
		0	0	0	0
	Intergovernmental:	1,120	500	1,200	1,200
	TOTAL GENERAL GOVERNMENT DIVISION:	940,352	1,035,882	1,035,047	1,228,060

GENERAL FUND - 10
FISCAL YEAR 2024 ADOPTED BUDGET

		FY 2022 YEAR END ACTUAL	FY 2023 AMENDED BUDGET	FY 2023 YEAR END PROJECTED	FY 2024 ADOPTED BUDGET
<u>MUNICIPAL COURT DIVISION</u>					
<u>Supplies & Office Expenditures</u>					
10-550-5108	Information Technology	0	0	0	0
10-550-5204	Dues & Subscriptions	0	0	0	0
10-550-5207	Misc Supplies	0	250	250	250
10-550-5211	Meeting Supplies	0	250	250	2,000
10-550-5213	Office Supplies	0	0	0	0
10-550-5215	Travel & Training	79	250	750	1,750
	Supplies and Office Expenditures:	79	750	1,250	4,000
<u>Insurance</u>					
10-550-5353	Employee Insurance	0	0	0	0
	Insurance:	0	0	0	0
<u>Court Operations</u>					
10-550-5403	Credit Card Charges	4,808	12,000	6,500	6,510
10-550-5404	Judge/Prosecutor/Interpreter	18,823	25,000	25,000	25,000
10-550-5406	State Comptroller/OMNI/Linebar	0	0	0	0
10-550-5408	Supplies/Miscellaneous	0	0	0	0
10-550-5410	OmniBase Services of Texas	(4,858)	500	0	0
	Court Operations:	18,773	37,500	31,500	31,510
	TOTAL MUNICIPAL COURT DIVISION:	18,852	38,250	32,750	35,510

**GENERAL FUND - 10
FISCAL YEAR 2024 ADOPTED BUDGET**

		FY 2022 YEAR END ACTUAL	FY 2023 AMENDED BUDGET	FY 2023 YEAR END PROJECTED	FY 2024 ADOPTED BUDGET
<u>PUBLIC WORKS MAINTENANCE DIVISION</u>					
<u>Supplies & Office Expenditures</u>					
10-560-5207	Misc Supplies	0	0	500	500
10-560-5213	Office Supplies	0	0	0	0
10-560-5215	Travel & Training	483	0	0	1,000
	Supplies and Office Expenditures:	483	0	500	1,500
<u>Insurance</u>					
10-560-5353	Employee Insurance	0	0	0	0
	Insurance:	0	0	0	0
<u>Maintenance & Repair</u>					
10-560-5501	Public Works Maintenance	1,183	0	0	0
10-560-5501	TCEQ/County Permits	1,756	2,000	1,760	1,850
10-560-5504	Landscape Services	103,011	40,000	100,000	165,000
10-560-5505	Fuel & Oil	45	750	750	1,000
10-560-5506	Right of Way Mowing	19,718	40,000	40,000	0
10-560-5507	Traffic Control	27,532	30,000	30,000	15,000
10-560-5508	Water Utilities	1,597	2,000	2,400	2,800
10-560-5509	Tree Care/Removal	24,427	15,000	15,890	16,000
10-560-5510	Drainage Maintenance	1,277	12,000	1,000	1,500
10-560-5515	Community Beautification	45,006	100,000	45,000	100,000
10-560-5516	Equipment Maintenance	2,264	2,500	2,700	3,000
10-560-5517	Street Maintenance	0	12,000	3,500	10,000
	Maintenance and Repair:	227,816	256,250	243,000	316,150
<u>Other</u>					
10-560-5600	Capital Equipment	0	0	12,750	0
	Other:	0	0	12,750	0
	TOTAL PUBLIC WORKS DIVISION:	228,298	256,250	256,250	317,650

GENERAL FUND - 10
FISCAL YEAR 2024 ADOPTED BUDGET

		FY 2022 YEAR END ACTUAL	FY 2023 AMENDED BUDGET	FY 2023 YEAR END PROJECTED	FY 2024 ADOPTED BUDGET
<u>CAPITAL OUTLAY PROGRAMS</u>					
<u>Capital Maintenance</u>					
10-570-5606	Road/Drainage Projects	15,125	0	0	0
10-570-5702	Paving Improvements	0	0	0	400,000
	Street Sign Improvement	0	0	0	200,000
	School Zone Flashing Beacons				50,000
10-570-5806	Drainage Improvements	25,563	0	0	200,000
		40,688	0	0	850,000
<u>Major Capital / Maintenance Programs</u>					
10-570-5640	Surrey Oaks	0	0	0	0
10-570-5808	Wilding Lane	191,187	0	0	0
10-580-5809	96" Stormwater Replacement	387,630	1,447,000	1,447,000	274,000
10-580-5810	Tokeneke - Country Squire	807,986	384,311	384,311	0
10-580-58XX	Williamsburg	44,132	187,215	32,350	230,500
10-580-58XX	Bothwell Way	0	67,500	67,500	0
10-580-58XX	Windermere Outfall Project	(361,422)	304,200	50,000	508,400
10-580-58XX	Smithdale Landscape/Sidewalk	0	178,690	0	0
10-580-58XX	Greenbay Beautification	0	440,260	440,260	0
10-580-58XX	Harris Co. Signal Participation	0	100,000	0	600,000
10-580-5811	Capital Programming	68,155	0	0	0
		1,137,668	3,109,176	2,421,421	1,612,900
TOTAL CAPITAL OUTLAY PROGRAMS:		1,178,356	3,109,176	2,421,421	2,462,900
TOTAL EXPENDITURES:		7,526,711	9,977,983	9,384,733	10,158,383

**GENERAL FUND
LIST OF ADOPTED CHANGES FROM THE PROPOSED FILED**

	<u>FY2023 PROJECTED</u>	<u>FY2024 ADOPTED</u>	<u>DATE OF CHANGE</u>
Preliminary Revenues:	\$9,312,670	\$9,090,419	
<u>Changes to Preliminary Revenues:</u>			
1 Adjust Property Tax (M&O = 0.22316)		\$150,000	08/10/23
Total Revenue Changes:	\$0	\$150,000	
Total Revenue with Changes:	\$9,312,670	\$9,240,419	
Preliminary Expenditures:	\$10,072,488	\$9,090,419	
<u>Changes to Preliminary Expenditures:</u>			
1 Salary & Benefit (Base Adjustment)		\$29,500	08/23/23
2 TMRS Contribution (USC 50%; 30% Repeating)		\$75,564	08/23/23
3 Public Relations		\$15,000	08/23/23
4 Proposed Capital - Supplemental Base	(\$687,755)	\$947,900	08/23/23
Total Change in Expenditures:	(\$687,755)	\$1,067,964	
Total Expenditures with Changes:	\$9,384,733	\$10,158,383	
Net Revenues Over/(Under) Expenses	(\$72,063)	(\$917,964)	
Beginning Fund Balance	\$4,588,764	\$4,516,701	
Ending Fund Balance	\$4,516,701	\$3,598,737	

DEBT SERVICE FUND

The Debt Service Fund, also known as the interest and sinking fund, is established by ordinance and accounts for debt issuance and provides for the payment of debt, including principal and interest, as payments become due. In the Debt Service Fund, an ad valorem (property) tax rate and tax levy must be computed and levied, sufficient to produce the money to satisfy annual debt service requirements. The City of Piney Point Village has no general obligation legal debt limit other than a ceiling on the tax rate specified by the State of Texas. Under the rules of the Texas Attorney General, the City may issue general obligation debt in an amount no greater than that which can be serviced by a debt service tax rate of \$1.50 per \$100 assessed valuation, based on a 90% collection rate.

FISCAL YEAR 2024 ADOPTED BUDGET

	FY 2022 YEAR END ACTUAL	FY 2023 AMENDED BUDGET	FY 2023 YEAR END PROJECTED	FY 2024 ADOPTED BUDGET
Total Revenues	953,782	909,330	951,976	896,050
Total Expenditures	875,950	877,950	877,950	885,050
<i>Over/(Under) Expenditures:</i>	<i>77,832</i>	<i>31,380</i>	<i>74,026</i>	<i>11,000</i>
<i>Fund Balance - Ending</i>	<i>116,995</i>	<i>148,375</i>	<i>191,021</i>	<i>202,021</i>

The adopted budget affirms a debt service or interest & sinking (I&S) tax rate of \$0.028633 per \$100 assessed valuation. The adopted budget incorporates changes after receiving certified values and finalized truth in taxation calculations. The following is the detail for the adopted tax rate:

Fiscal Year 2024 Adopted Tax Rate / Tax Year 2023

Debt Service (I&S) Rate	\$0.0286330
Maintenance & Operating (M&O) Rate	\$0.2265070
Total Proposed Tax Rate	\$0.2551400

An adopted tax rate of \$0.255140 per \$100 valuation is higher than the No-New-Revenue (NNR) tax rate by \$0.000688 per \$100; however, the proposed total rate remains unchanged from the previous year's adopted rate. Legislation has been widely overhauled, limiting the methods by which local governments can raise proceeds for capital needs. Calculations as to the amount of proceeds available are dependent on the certified valuation of the property. The council approves values separately from the budget adoption that supports the obligated debt structure in the final adopted budget.

The city has two general obligation bonds, Series 2017 and Series 2015. Series 2015, issued for \$3,910,000, has an S&P AAA rating. Interest on the Series 2015 accrues from the original delivery and is payable on August 15 and February 15 of each year, commencing August 15, 2015. Proceeds from the sale are for costs of the designing, engineering, and constructing of stormwater drainage and flood control improvements. The 2017 General Obligation issued for \$3,735,000 has an S&P rating of "AAA" and a stable outlook. Interest on the Series 2017 accrues from the original delivery and is payable on August 15 and February 15 of each year, commencing February 15, 2018. Proceeds from the sale are for costs of the designing, engineering, and constructing of stormwater drainage and flood control improvements.

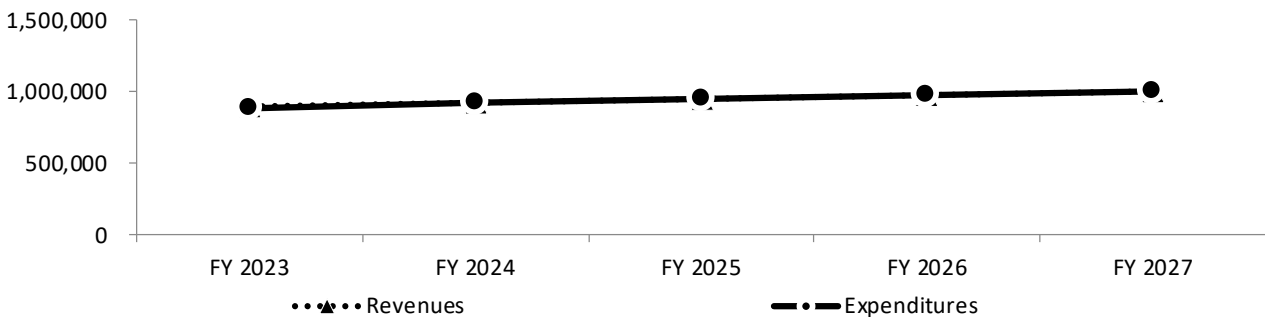
Proposed tax obligations for future years, if left unchanged, would provide sufficient capacity for debt service to support annual scheduled payments, and additional reserves will likely be maintained to secure debt in future budget years..

Municipal Bonds	Principal	Interest	Total
<u>Total Obligation</u>			
Series 2015 General Obligation	850,000	20,325	870,325
Series 2017 General Obligation	1,670,000	104,000	1,774,000
	2,520,000	124,325	2,644,325
<u>Annual Obligation</u>			
Series 2015 General Obligation	420,000	14,950	434,950
Series 2017 General Obligation	400,000	46,100	446,100
	820,000	61,050	881,050

MULTI-YEAR PLAN

The Debt Service Fund is projected to maintain a balanced fiscal budget from 2024 through 2028 with additional debt capacity. The plan consists of maintaining annual debt payments on outstanding obligations and using improved capacity, as detailed below. The following five-year plan and chart are provided for planning purposes only, as the budget is adopted by the Council annually; therefore, the projection detailed below does not restrain future councils to this plan:

	FY 2024 ADOPTED	FY 2025 PROJECTED	FY 2026 PROJECTED	FY 2027 PROJECTED	FY 2028 PROJECTED
Property Taxes	881,050	907,482	934,706	962,747	991,630
Interest	15,000	15,000	15,000	15,000	15,000
Non-Operating / Transfers	0	0	0	0	0
Total Revenues	\$896,050	\$922,482	\$949,706	\$977,747	\$1,006,630
Series 2015 General Obligation	434,950	435,375	0	0	0
Series 2017 General Obligation	446,100	441,950	444,425	441,525	0
Future Bond Capacity	0	40,000	495,000	525,000	1,000,000
Fiscal Agent Fees	4,000	5,000	5,000	5,000	5,000
Total Expenditures	\$885,050	\$922,325	\$944,425	\$971,525	\$1,005,000



**DEBT SERVICE FUND
FISCAL YEAR 2024 ADOPTED BUDGET**

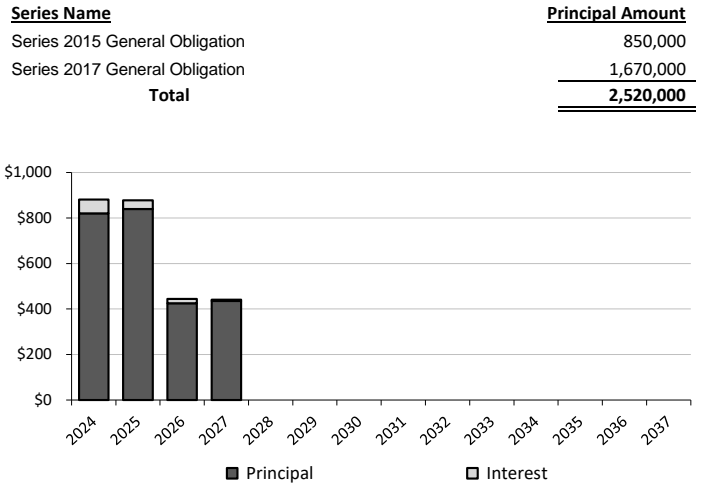
	FY 2022 YEAR END ACTUAL	FY 2023 AMENDED BUDGET	FY 2023 YEAR END PROJECTED	FY 2024 ADOPTED BUDGET
REVENUES:				
Property Taxes	886,381	899,330	905,680	881,050
Interest	67,401	10,000	46,296	15,000
Transfers and Contributions	0	0	0	0
Total Revenues:	\$953,782	\$909,330	\$951,976	\$896,050
EXPENDITURES:				
Debt Service	872,950	874,950	874,950	881,050
Fiscal Agent Fees	3,000	3,000	3,000	4,000
Total Expenditures:	\$875,950	\$877,950	\$877,950	\$885,050
Revenue Over/(Under) Expenditures	77,832	31,380	74,026	11,000
Fund Balance - Beginning	39,163	116,995	116,995	191,021
Fund Balance - Ending	\$116,995	\$148,375	\$191,021	\$202,021
Reserve Requirement (25%)		219,488	219,488	221,263
Excess/(Deficit)		(71,113)	(28,466)	(19,241)

**DEBT SERVICE FUND - DETAIL
FISCAL YEAR 2024 ADOPTED BUDGET**

		FY 2022 YEAR END ACTUAL	FY 2023 AMENDED BUDGET	FY 2023 YEAR END PROJECTED	FY 2024 ADOPTED BUDGET
Revenues					
<u>Property Taxes</u>					
20-4101	Current Taxes	886,381	899,330	905,680	881,050
	Total Property Taxes	886,381	899,330	905,680	881,050
<u>Interest</u>					
20-4400	Interest Income	67,401	10,000	46,296	15,000
	Total Interest	67,401	10,000	46,296	15,000
<u>Non-Operating</u>					
20-4410	Transfer In	0	0	0	0
	Total Non-Operating	0	0	0	0
	TOTAL REVENUES:	953,782	909,330	951,976	896,050
Expenditures					
<u>Financial Obligations</u>					
20-500-5821	Tax Bond Retirement	765,000	790,000	790,000	820,000
20-500-5820	Tax Bond Interest	107,950	84,950	84,950	61,050
20-500-5204	Fiscal Agent Fees	3,000	3,000	3,000	4,000
	Total Financial Obligations	875,950	877,950	877,950	885,050
	TOTAL EXPENDITURES:	875,950	877,950	877,950	885,050
	<i>Revenue Over/(Under) Expenditures</i>	<i>77,832</i>	<i>31,380</i>	<i>74,026</i>	<i>11,000</i>

GENERAL LONG-TERM DEBT
AGGREGATE DEBT MATURITY SCHEDULE

Fiscal Year	Principal	Interest	Total
FY2024	820,000	61,050	881,050
FY2025	840,000	37,325	877,325
FY2026	425,000	19,425	444,425
FY2027	435,000	6,525	441,525
FY2028			
FY2029			
FY2030			
FY2031			
FY2032			
FY2033			
FY2034			
FY2035			
FY2036			
FY2037			
Total	2,520,000	124,325	2,644,325



DISCRETE DEBT MATURITY SCHEDULES

SERIES 2015 GENERAL OBLIGATION BONDS

Fiscal Year	Principal	Interest	Total
FY2024	420,000	14,950	434,950
FY2025	430,000	5,375	435,375
FY2026			
FY2027			
FY2028			
FY2029			
FY2030			
FY2031			
FY2032			
FY2033			
FY2034			
FY2035			
FY2036			
FY2037			
Total	850,000	20,325	870,325

SERIES 2017 GENERAL OBLIGATION BONDS

Fiscal Year	Principal	Interest	Total
FY2024	400,000	46,100	446,100
FY2025	410,000	31,950	441,950
FY2026	425,000	19,425	444,425
FY2027	435,000	6,525	441,525
FY2028			
FY2029			
FY2030			
FY2031			
FY2032			
FY2033			
FY2034			
FY2035			
FY2036			
FY2037			
Total	1,670,000	104,000	1,774,000

ANNUAL ALLOCATION OF DEBT MATURITY

DATE	DESCRIPTION	AMOUNT ISSUED	AMOUNT OUTSTANDING AS OF 12/31/22		PAYMENT TOTAL	AMOUNT OUTSTANDING AS OF 12/31/23	
			PRINCIPAL	INTEREST		PRINCIPAL	INTEREST
2/15/2024	Series 2015 General Obligation	3,910,000	420,000	9,575	429,575		
8/15/2024				5,375	5,375		
	Fiscal Year Total		850,000	14,950	434,950		430,000
2/15/2024	Series 2017 General Obligation	3,735,000	400,000	27,050	427,050		
8/15/2024				19,050	19,050		
	Fiscal Year Total		1,670,000	46,100	446,100		1,270,000
	TOTAL	7,645,000	2,520,000	61,050	881,050		1,700,000

SPECIAL REVENUE FUND

According to GASB 54, special revenue funds are used to account for and report the proceeds of specific revenue sources that are restricted or committed to expenditure for specified purposes other than debt service or capital projects. The term “proceeds of specific revenue sources” establishes that one or more specific restricted or committed revenue source is the foundation for a special revenue fund.

The Special Revenue Fund restricts court-related collections. The following are restricted for special and purposes:

- **Court Security:** Restricted collections from a portion of a non-ordinance violation ticket fee reserved for the security of the Municipal Court. This Funding may be used only to finance security personnel for a municipal court, or to finance items when used for the purpose of providing security services for buildings housing a municipal court.
- **Court Technology:** A governing body of a municipality may create a municipal court technology fund, and require a defendant convicted of an offense to pay a technology fee as a cost of court. A fund designated as such may be used only to finance the purchase of or to maintain technological enhancements for a municipal court. This approved technology includes computer systems, computer networks, and computer software.
- **Safety Fund:** A governing body of a municipality may regulate and assess fines for vehicle violations allowed under the Transportation Code. These fees may be expended to enhance public safety and security.

FISCAL YEAR 2024 ADOPTED BUDGET

	FY 2022 YEAR END ACTUAL	FY 2023 AMENDED BUDGET	FY 2023 YEAR END PROJECTED	FY 2024 ADOPTED BUDGET
Total Revenues	4,142	0	4,050	4,050
Total Expenditures	0	0	0	0
<i>Over/(Under) Expenditures:</i>	4,142	0	4,050	4,050
<i>Fund Balance - Ending</i>	77,733	77,733	81,783	85,833

The 2023 projected revenues total \$4,050, which is \$92 less than 2022 actual. Collections are based on specific established violations and the final verdict assessed by the Court; therefore, collection activity can range substantially from established projections. However, for budgeting purposes the 2024 Adopted is equal to the 2023 Projected at \$4,050. Ending fund balance for December 31,2024 is \$85,833.

CAPITAL PROJECT FUND

The Capital Projects fund is a governmental fund that is used for tracking the financial resources expended to acquire or construct major capital assets that are legally restricted and contractually required for the acquisition of capital assets.

The Coronavirus State and Local Fiscal Recovery Funds (SLFRF) authorized by the American Rescue Plan Act (ARPA), delivered \$847,418 to Piney Point Village to support recovery from the COVID-19 public health emergency. This resource will finance the South Piney Point Road 96-inch drainage outfall. The project includes the removal of an existing 96-inch corrugated metal storm sewer pipe that conveys stormwater to Buffalo Bayou, and replacing with a new, 9-foot by 9-foot reinforced concrete box storm sewer to the same outfall location along South Piney Point Road. The City has executed the contract and construction kick-off was established on May 10, 2023.

FISCAL YEAR 2024 ADOPTED BUDGET

	FY 2022 YEAR END ACTUAL	FY 2023 AMENDED BUDGET	FY 2023 YEAR END PROJECTED	FY 2024 ADOPTED BUDGET
Total Revenues	428,374	0	0	0
Total Expenditures	0	0	847,418	0
<i>Over/(Under) Expenditures:</i>	428,374	0	(847,418)	0
<i>Fund Balance - Ending</i>	847,418	847,418	0	0

The 2023 projected revenues total \$0, as funding was received in fiscal years 2021 and 2022 and secured within the fund's balance. The projected 2023 expenditures are \$847,418 which will utilize all ARPA funding by year end 2023, as scheduled. However, it is likely that a carryover will be executed if funding continues into 2024, with ending fund balance for December 31, 2024 remaining at \$0. Additions in General Fund allocations will support the emergency repair, contingencies, and the construction delta related to the South Piney Point Road 96-inch CMP replacement.



PINEY POINT VILLAGE, TEXAS

ADOPTED BUDGET

FISCAL YEAR 2024



The City of Piney Point Village

7676 Woodway, Suite 300; Houston, Texas 77063

www.cityofpineypoint.com

TO: City Council

FROM: R. Pennington, City Administrator
M. Yi, Finance Director

MEETING DATE: September 25, 2023

SUBJECT: Consideration and ratification that requires raising more revenue from property taxes than in the previous year requiring a separate vote of the governing body to ratify the property tax increase reflected in the City of Piney Point Village 2024 Budget.

Agenda Item: 5

After the public hearing, the municipality's governing body shall act on the proposed budget. A vote to adopt the budget must be a record vote, per Section 102.007 of the Texas Local Government Code. The governing body may make any changes in the budget that it considers warranted by the law or in the best interest of the municipal taxpayers. Adopting a budget that will require raising more revenue from property taxes than in the previous year requires a separate vote of the governing body to ratify the property tax increase reflected in the budget. A vote under this subsection is in addition to and separate from the vote to adopt the budget or a vote to set the tax rate required by Chapter 26.

Recommendation:

Staff recommends that the Council ratify the increased property tax revenues reflected in the FY 2024 Budget as prescribed by the Ordinance [*record vote*].

Attachments:

Ordinance Number 2023.09.A.

ORDINANCE NO. 2023.09.B

AN ORDINANCE OF THE CITY OF PINEY POINT VILLAGE, TEXAS, RATIFYING THE PROPERTY TAX REVENUE INCREASE REFLECTED IN THE FISCAL YEAR 2024 BUDGET AS A RESULT OF THE CITY RECEIVING MORE REVENUES FROM PROPERTY TAXES IN THE FISCAL YEAR 2024 BUDGET THAN IN THE PREVIOUS FISCAL YEAR; AND PROVIDING AN EFFECTIVE DATE.

WHEREAS, the City Council has, on this same date, and before its consideration and adoption of this Ordinance, adopted by separate Ordinance the Budget of the City of Piney Point Village for the Fiscal Year 2024 Budget; and

WHEREAS, the Fiscal Year 2024 Budget has an increase in property tax revenues as compared to the previous years; and

WHEREAS, as a result of approving the 2024 Budget, the City Council finds that it must ratify the increased revenue from property taxes.

NOW, THEREFORE, BE IT ORDAINED BY THE CITY COUNCIL OF THE CITY OF PINEY POINT VILLAGE, TEXAS:

SECTION 1: That in compliance with the requirements of Section 102.007(c), Texas Local Government Code, the City Council of the City of Cuero does hereby, in all things, ratify the property tax increase reflected in the Fiscal Year 2024 Budget, which will require raising more revenue from property taxes than in the Fiscal Year 2023 Budget.

This budget will raise more revenue from property taxes than last year's budget by an amount of \$46,376, which is a 0.59 percent increase from last year's budget. The property tax revenue to be raised from new property added to the tax roll this year is \$122,369.

SECTION 2: A copy of the "Vote Results" sheet for this Ordinance, reflecting the recorded vote of the City Council on this Ordinance, shall be attached to this Ordinance by the City Secretary and shall constitute a part of this Ordinance for all purposes.

SECTION 3: For this City Council to transact its business and approve the Fiscal Year 2024 budget promptly, it is necessary for this ordinance to be acted upon and adopted immediately. Such facts constitute an emergency for the preservation of the public health, safety, welfare, and business of the City of Piney Point Village. This Ordinance shall take effect on the 1st day of January 2024.

UPON MOTION OF COUNCILMEMBER _____, SECONDED BY COUNCILMEMBER _____, THAT THE ORDINANCE BE ADOPTED. AYES: _ NAYES: _ MOTION CARRIED THIS 25TH DAY OF SEPTEMBER, 2023.

Voter	Position	Ayes	Nyes	Abstain	Motion	Second
Mark Kobelan	Mayor					
Michael Herminghaus	Position 1					
Dale Dodds	Position 2					
Joel Bender	Position 3					
Aliza Dutt	Position 4					
Jonathan Curth	Position 5					

Mark Kobelan, Mayor

ATTEST:

Robert Pennington, City Secretary

TO: City Council

FROM: R. Pennington, City Administrator
M. Yi, Finance Director

MEETING DATE: September 25, 2023

SUBJECT: Consideration and possible action setting the Debt Service Tax Rate of \$0.028633 per \$100 of assessed valuation of all taxable property within the city's corporate limits for Tax Year 2023.

Agenda Item: 6

According to Tax Code 26.05(a), the Council must adopt the debt service tax rate by official action, and the rate must equal the calculated and described debt service rate outlined in Section 26.04 (e) (3) (c) of the Texas Tax Code.

The Tax Year 2023 debt service tax rate calculated by the City's Tax Assessor/Collector is \$0.028633 per \$100 of assessed valuation. Therefore, staff recommends that the Council set a debt service tax rate of \$0.028633 per \$100 of assessed valuation of all taxable property within the city's corporate limits for Tax Year 2023.

Recommendation:

Staff recommends that the Council set a debt service tax rate as recommended above with the following motion: **"I make a motion to approve setting a Debt Service Tax Rate of \$0.028633 per \$100 of assessed valuation of all taxable property within the corporate limits of the City for Tax Year 2023."**

The district's current debt rate must be a record vote, and at least 60 percent of the governing body members must vote in favor of the ordinance, resolution, or order.

TO: City Council

FROM: R. Pennington, City Administrator
M. Yi, Finance Director

MEETING DATE: September 25, 2023

SUBJECT: Consideration and possible action on setting the Maintenance and Operations Tax Rate of \$0.226507 per \$100 of assessed valuation of all taxable property within the city's corporate limits for the tax year 2023.

Agenda Item: 7

Under Tax Code 26.05(a), the Council must adopt the maintenance and operations tax rate by official action, and the rate must equal the calculated and described maintenance and operations tax rate outlined in Section 26.04 (e) (3) (c) of the Texas Tax Code.

The Tax Year 2023 maintenance and operations tax rate calculated by the City's Tax Assessor/Collector is \$0.226507 per \$100 of assessed valuation. Therefore, staff recommends that the Council set a maintenance and operations tax rate of \$0.226507 per \$100 of assessed valuation of all taxable property within the city's corporate limits for Tax Year 2023.

Recommendation:

Staff recommends that the Council set a maintenance and operations tax rate as recommended above with the following motion: **“I make a motion to approve setting a maintenance and operations tax rate of \$0.226507 per \$100 of assessed valuation of all taxable property within the corporate limits of the City for Tax Year 2023.”**

The district needs least 60 percent of the governing body members must vote in favor of the ordinance, resolution, or order.

TO: City Council

FROM: R. Pennington, City Administrator
M. Yi, Finance Director

MEETING DATE: September 25, 2023

SUBJECT: Consideration and possible action on the maintenance and operations component of the tax rate, action on the debt service component of the tax rate, and action on an ordinance concerning the combined 2023 Tax Rate [Law requires a vote to ratify the property tax reflected in the budget].

Agenda Item: 8

The governing body must adopt a tax rate for the current year and the vote on the ordinance setting the rate must be separate from the vote adopting the budget.

On August 28, 2023, Councilmember Bender motioned to authorize the proposed tax rate of \$0.255140, seconded by Councilmember Dodds. The record vote passed with Dale Dodds, Joel Bender, Aliza Dutt, and Jonathan Curth for the proposal. No member voted against the proposal; Mayor Mark Kobelan was present and not voting; and Michael Herminghaus was absent from the meeting vote. Staff issued public notices for this hearing and a hearing was conducted before presenting this agenda item. This action will formally adopt the 2023 tax rate of \$0.255140 supporting the fiscal year 2024 budget, which is comprised of a maintenance & operation (M&O) tax rate of \$0.226507 and an interest & sinking (I&S) tax rate of \$0.028633 per \$100 of assessed valuation. Although this year's proposed tax rate is higher than the No-New-Revenue (NNR) tax rate by \$0.000688 per \$100, the proposed total rate remains unchanged from the previous year's adopted rate.

Recommended Action:

Staff recommends the following statement as the required motion: *“I move that the property tax rate be increased by the adoption of a tax rate of \$0.255140, which is effectively a 0.27 percent increase in the tax rate.”*

The vote on an ordinance setting the tax rate must be a record vote and 60% of the governing body must vote to adopt the tax rate. Note that the ordinance includes the required legal language.

Attachments:

Ordinance No. 2023.09.B

ORDINANCE NO. 2023.09.A

AN ORDINANCE OF THE CITY OF PINEY POINT VILLAGE, TEXAS, PROVIDING FOR THE LEVY AND COLLECTION OF AD VALOREM TAXES OF THE CITY OF PINEY POINT VILLAGE, TEXAS, FOR THE YEAR 2023; PROVIDING THE DATE ON WHICH SUCH TAXES SHALL BE DUE AND PAYABLE; PROVIDING FOR PENALTY AND INTEREST ON ALL TAXES NOT TIMELY PAID; PROVIDING FOR SEVERABILITY; AND REPEALING ALL OTHER ORDINANCES OR PARTS OF ORDINANCES INCONSISTENT OR IN CONFLICT HEREWITH.

WHEREAS, Section 26.05 of the Texas Property Tax Code provides that before the later of September 30th or the 60th day after the date the City receives the certified appraisal roll the City Council shall adopt a tax rate for the current tax year; and

WHEREAS, Section 26.05 of the Texas Property Tax Code further provides that where the tax rate consists of two components (one which will impose the amount of taxes needed to pay the City's debt service and the other which will impose the amount of taxes needed to fund maintenance and operation expenditures for the next year), each of such two components must be approved separately; and

WHEREAS, the proposed tax rate for the current tax year of the City of Piney Point Village, Texas, consists of two such components, a tax rate of \$0.028633 for debt service and a tax rate of \$0.226507 to fund maintenance and operation expenditures;

NOW, THEREFORE, BE IT ORDAINED BY THE BOARD OF ALDERMEN OF THE CITY OF PINEY POINT VILLAGE, STATE OF TEXAS:

Section 1. The facts and matters outlined in the preamble of this Ordinance are found to be accurate and correct and are hereby adopted, ratified, and confirmed.

Section 2. There is hereby levied, for the tax year 2023, to fund the City's fiscal year 2024 municipal budget, an ad valorem tax at the total rate \$0.25514 on each One Hundred Dollars (\$100) of assessed valuation on all property, real, personal, and mixed, within the corporate limits of the City, upon which an ad valorem tax is authorized by law to be levied by the City of Piney Point Village, Texas. All such taxes shall be assessed and collected in the current money of the United States of America.

Section 3. Of the total tax levied in Section 2 hereof, \$0.226507 is levied to fund maintenance and operation expenditures of the City for the fiscal year 2024.

Section 4. Of the total tax levied in Section 2 hereof, \$0.028633 is levied to pay the interest on bonds, warrants, certificates of obligation, or other lawfully authorized evidence of indebtedness issued by the City of Piney Point Village, Texas, including the various installments of principal due on the serial bonds, warrants, certificates of obligation, or other lawfully authorized evidence of indebtedness issued by the City, as such installments shall respectively mature in the fiscal year 2024.

Section 5. All ad valorem taxes levied hereby, in the total amount of \$0.25514 on each One Hundred Dollars (\$100.00) of assessed valuation, as reflected by Sections 2, 3, and 4 hereof, shall be due and payable on or before January 31, 2024. All ad valorem taxes due to the City of Piney Point Village,

Texas, and not paid on or before January 31st following the year for which they were levied, shall bear penalty and interest as prescribed in the Texas Tax Code.

SECTION 6. The following statement applies:

THIS TAX RATE WILL RAISE MORE TAXES FOR MAINTENANCE AND OPERATIONS THAN LAST YEAR'S TAX RATE. THE TAX RATE WILL EFFECTIVELY BE RAISED BY 0.17 PERCENT AND WILL RAISE TAXES FOR MAINTENANCE AND OPERATIONS ON A \$100,000 HOME BY APPROXIMATELY \$2.48.

Section 7. In the event any clause, phrase, provision, sentence, or part of this Ordinance or the application of the same to any person or circumstance shall for any reason be adjudged invalid or held unconstitutional by a court of competent jurisdiction, it shall not affect, impair, or invalidate this Ordinance as a whole or any part or provision hereof other than the part declared to be invalid or unconstitutional; and the City Council of the City of Piney Point Village, Texas, declares that it would have passed each and every part of the same notwithstanding the omission of any such part thus declared to be invalid or unconstitutional, whether there be one or more parts.

Section 8. All ordinances and parts of ordinance in conflict herewith are, to the extent of such conflict, hereby repealed.

UPON MOTION OF COUNCILMEMBER _____, SECONDED BY COUNCILMEMBER _____, THAT THE ORDINANCE BE ADOPTED. AYES: _ NAYES: _ MOTION CARRIED THIS 25TH DAY OF SEPTEMBER, 2023.

Voter	Position	Ayes	Nyes	Abstain	Motion	Second
Mark Kobelan	Mayor					
Michael Herminghaus	Position 1					
Dale Dodds	Position 2					
Joel Bender	Position 3					
Aliza Dutt	Position 4					
Jonathan Curth	Position 5					

Mark Kobelan, Mayor

ATTEST:

Robert Pennington, City Secretary

TO: City Council

FROM: R. Pennington, City Administrator

VIA: R. Schultz, Police Chief

MEETING DATE: September 25, 2023

SUBJECT: Discuss and take possible action on the Memorial Villages Police Department Monthly Report.

Agenda Item: 9

This agenda item is for MVPD monthly reporting, to hear and discuss the activity of the Department including details on call volume, traffic stops, citations, and other public safety-related incidents. Attached is the monthly report from MVPD.



Memorial Villages Police Department
11981 Memorial Drive
Houston, Texas 77024
Tel. (713) 365-3701

Raymond Schultz
Chief of Police

September 18, 2023

TO: MVPD Police Commissioners
 FROM: R. Schultz, Chief of Police
 REF: August 2023 Monthly Report

During the month of August, MVPD responded/handled a total of 7,278 calls/incidents. 5,804 House Watch checks were conducted. 729 traffic stops were initiated with 733 citations being issued for 1303 violations. (Note: 24 Assists in Hedwig, 128 in Houston, 6 in Spring Valley and 0 in Hillshire)

Calls/Events by Village were:

Village	Calls/YTD	House Watches/YTD	Accidents	Citations	Response Time
Bunker Hill:	2468/16579	2086/13456	2	141/102/243	9@4:17
Piney Point:	1851/12823	1426/9476	2	119/144/263	10@3:59
Hunters Creek:	2766/18587	2291/14712	7	118/109/227	10@3:35
				Cites/Warn/Total	29@3:50

Type and frequency of calls for service/citations include:

Call Type	#	Call Type	#	Citations	#
False Alarms:	144	Ord. Violations:	10	Speeding:	165
Animal Calls:	11	Information:	25	Exp. Registration	311
ALPR Hits:	51	Suspicious Situations	69	No Ins	168
Assist Fire:	34	Loud Party	14	No License	144
Assist EMS:	49	Welfare Checks:	15	Stop Sign	21
				Fake Plate	14

*This month the department generated a total of 94 police reports.
 BH-26 PP-28 HC-33 HOU-7, HED-0, SV-0*

Crimes Against of Persons (0)

Crimes Against Property (17)

Burglary of a Motor Vehicle	3	Fraud/ID	5
Unlawful Use of a Motor Vehicle	7	Theft Misd.	2

1

Petty/Quality of Life Crimes/Events (77)

ALPR Hits (valid)	7	DWI	3
Accidents	11	Misc	18
Harassment	2	Ordinance Violations	2
Warrants	11	Towed Vehicles	23

Arrest Summary: Individuals Arrested (17)

Warrants	11	Felony	1
Class 3 Arrests	2	DWI	3

Budget YTD:	Expense	Budget	%
• Personnel Expense:	3,610,067	5,698,141	63.4%
• Operating Expense:	718,550	1,096,092	65.5 %
• Total M&O Expenditures:	4,328,619	6,794,233	63.7%
• Capital Expenses:	358,646	672,200	53.0%
• Net Expenses:	4,687,265	7,466,433	63.0%

Follow-up on Previous Month Items/Requests from Commission

- The TMRS resolution is being completed as requested.

Personnel Changes/Issues/Updates

- Officer Rashied Byrd started on August 28, 2023, and has been assigned to Officer White for FTO working dayshift.
- Criti-call Software was purchased and is being deployed for dispatcher selection testing. 6 non-experienced applicants have applied and will be tested.

Major/Significant Events

- Officers, Detectives and Admin staff all worked in school zones during the first week of school. Officers Boggus and Vasquez greeted students at each SBISD school on different days during the first week, introducing themselves and taking photographs.
- Detectives used the ALPR system to identify a mail thief's vehicle and entered it into the Flock System Hotlist. The vehicle returned to the area and officers were notified and stopped the car. Officers recovered stolen mail and packages. The suspect was arrested.
- The ALPR system also assisted in the arrest of a repeat lawn equipment thief who returned to the area. Upon being arrested the suspect told detectives where he had sold the stolen equipment.
- An emergency phone call to the 10-digit phone line dropped as it was being transferred to Village Fire. This occurred 2 times with the same caller. Resources had been dispatched so services were not delayed. The incident is being investigated and procedures modified to ensure the caller is quickly notified of a dropped call should one occur in the future.

Status Update on Major Projects

- One salvaged vehicle was sold at auction and removed from TML insurance. Staff continue working on vehicle replacement options.
- A new Drone Dome was received and placed in front of the station. A wrap of a flag is being created to cover the dome.

Community Projects

- Staff attended the Farmers Market and met with community members and read to students as part of a national reading campaign.
- The 3rd Summer RAD class concluded graduating 13 participants.
- Officers participated in the Frostwood Elementary School Color Run held by 5th grade students.

V-LINC new registrations in August +26

BH – 1608(+12)
PP – 1133 (+2)

HC – 1612 (+11)
Out of Area – 593 (+1)

August VFD Assists

Calls received directly by MVPD via 911/3700

Priority Events Average Response Times

Total – 15 4:07

Fire – 1 3:04

EMS – 14 4:11

By Village

BH Fire – 0 0:00

BH EMS – 6 3:47

PP Fire – 0 0:00

PP EMS – 6 4:36

HC Fire -1 3:04

HC EMS -2 4:52

Combined VFD Events (Priority + Radio)

Total – 42 5:05

Fire – 21 6:18

EMS – 21 3:54

Radio Call Events

Total – 27 5:42

Fire- 20 6:30*

EMS- 7 2:59

Radio Call Events by Village * one call – false fire alarm went off 3 times. CAD linked 2 calls together making response time appear to be long. Throwing off actual times.

BH – 7 4:17

PP – 9 6:56*

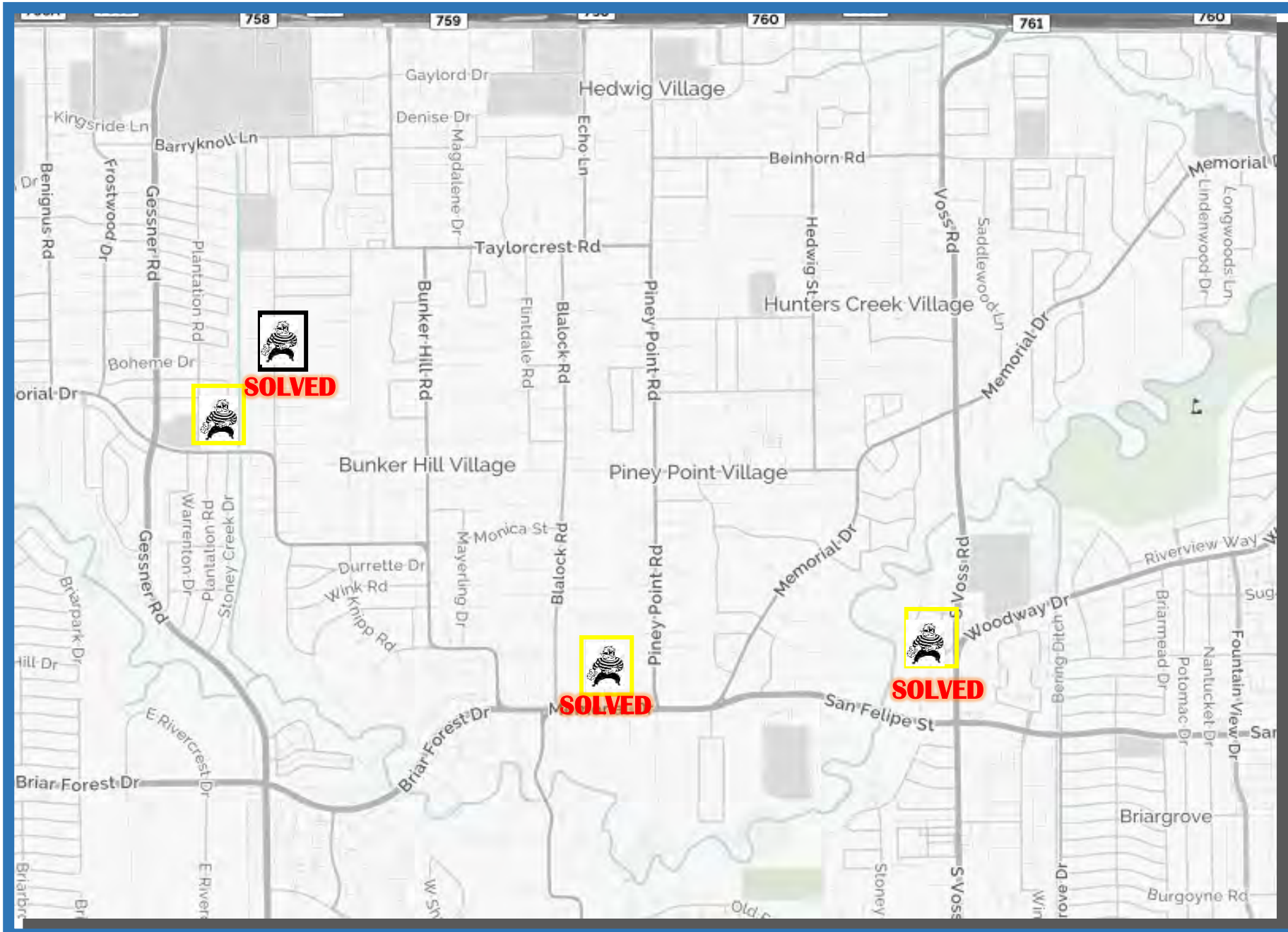
HC – 11 3:33

2022 Officer Committed Time to Service Report

Employee Name		Jan	Feb	Mar	Apr	May	Jun	Jul	Aug	Sep	Oct	Nov	Dec	Reports	Cites
ALSALMANI, ALI		26:36:21	23:28:43	24:11:20	22:45:35	36:12:16	39:39:19	20:29:11	41:34:45					8	44
BAKER, BRIAN C	*	3:31:40	0:18:16	1:29:15	0:32:24	0:21:24	0:34:07	0:00:00	5:44:14					2	2
BALDWIN, BRIAN		17:32:11	13:52:09	18:58:23	15:22:04	11:14:09	12:46:41	0:30:45	17:17:18					3	25
BIEHUNKO, JOHN		22:37:16	20:41:29	24:20:46	9:54:47	16:39:29	14:18:35	21:50:18	17:17:36					3	22
BOGGUS, LARRY	*	0:04:10	0:59:15	2:42:11	14:58:50	12:06:57	0:22:51	0:46:16	1:18:35					1	
BURLESON, Jason		13:12:02	10:25:15	13:11:53	22:52:41	25:02:17	28:34:21	12:28:04	17:46:00					3	28
CANALES, RALPH EDWARD		15:05:04	14:08:39	19:00:17	9:18:54	13:22:58	10:32:51	12:45:59	19:09:34					6	22
CERNY, BLAIR C.	*	22:20:53	13:00:34	4:12:21	5:52:34	9:33:34	4:46:33	0:00:00	2:48:09					1	1
ECKERFIELD, Dillion		25:34:06	16:08:21	33:29:46	21:55:20	33:28:28	33:18:43	29:35:54	18:27:41					3	12
HARWOOD, NICHOLAS		18:58:46	19:16:48	12:51:44	9:07:09	9:03:33	21:35:51	25:01:09	20:51:59					9	16
JARVIS, RICHARD		17:03:26	15:40:05	15:27:29	13:10:22	16:25:12	16:22:45	38:21:03	20:33:00					2	39
JOHNSON, JOHN		15:48:16	16:53:09	14:28:58	17:03:42	13:16:09	25:55:05	15:29:31	12:10:51					5	24
JONES, ERIC	*	0:00:00	14:52:11	0:00:00	0:00:00	0:02:31	0:00:00	0:00:00	0:00:18						
KING, JEREMY		9:53:27	0:00:00	20:34:58	7:58:39	14:52:28	7:00:48	17:04:38	12:46:59					2	18
KUKOWSKI, Andy		21:46:17	23:48:00	14:19:24	14:13:17	27:31:49	29:10:56	8:46:48	24:12:12					3	40
LOWRIE, Andy		18:47:35	35:22:56	22:43:49	31:50:20	26:19:33	31:43:01	37:35:44	32:07:40					6	90
MCELVANY, ROBERT		13:28:51	9:01:39	3:53:11	9:48:34	6:28:09	8:32:13	7:05:07	5:38:07						20
ORTEGA, Yesenia		16:22:55	14:53:39	22:43:49	25:29:38	17:20:34	23:37:36	23:08:26	15:14:27						20
OWENS, LANE	*	7:19:25	1:06:57	0:03:44	0:00:00	0:05:50	0:00:00	0:00:00	0:00:00						
PAVLOCK, JAMES ADAM		1:16:57	0:41:05	1:32:18	0:19:29	1:35:54	8:41:34	5:49:04	19:37:04					5	88
RODRIGUEZ, CHRISTOPHER	*	2:58:13	0:45:39	5:03:49	10:10:35	3:29:18	1:38:51	1:09:41	0:39:05						
RODRIGUEZ, REGGIE				2:13:47	30:19:25	30:22:14	2:08:28	22:56:31	0:52:52					5	31
SALAZAR, Efrain		21:58:39	20:02:08	19:37:20	14:39:42	22:21:47	24:51:18	41:51:31	1:11:04					1	1
SCHANMEIR, CHRISTIAN		20:44:52	12:50:34	15:00:40	16:57:42	20:25:07	18:25:29	20:05:42	20:35:08					6	31
SCHULTZ, RAYMOND	*	5:44:09	0:00:00	0:46:23	1:12:56	0:00:00	1:09:46	0:24:54	3:16:02						
SILLIMAN, ERIC		25:55:25	11:42:31	7:51:13	7:22:18	31:05:02	26:15:50	15:19:48	21:16:57					8	87
SPRINKLE, MICHAEL		9:05:01	6:38:58	13:45:12	12:40:15	12:06:36	10:45:10	12:31:26	9:01:06					2	11
TAYLOR, CRAIG		29:35:02	17:58:23	21:22:03	12:56:07	16:16:43	9:51:48	15:28:13	25:42:25					2	23
TORRES, PATRICK		14:23:40	17:57:00	12:04:56	16:42:07	17:43:40	7:33:10	11:51:15							
VALDEZ, JUAN		20:27:22	8:01:45	16:38:45	16:10:38	15:51:29	17:34:23	21:00:35	27:51:49					6	24
VASQUEZ, MONICA	*	0:39:02	2:11:16	2:48:31	24:00:53	2:54:01	0:52:15	0:49:31	1:01:46						
WHITE, TERRY		26:58:37	19:19:14	6:53:51	14:02:23	32:35:37	24:40:56	28:18:39	14:43:05					2	32
WILLIFORD, Adam		17:44:28													
* = Admin													Total	94	751

Dispatch Committed Time														Totals
911 Phone Calls		385	377	460	UNV	UNV	383	278	214					2097
3700 Phone Calls		2469	2015	2558	UNV	UNV	2519	2018	2213					13792
DP General Phone Calls*		53:12:01	71:35:35	56:39:49	UNV	UNV	UNV	35:59:09	39:03:25					
Radio Transmissions							10498	8985	9428					

* This is the minimal time as all internal calls route through the 3700 number.



2023 Burglary Map

Address	Alarm	POE
12102 Rhett	No	Rear Door/Force
203 Heritage Oaks	No	Front Door/Force
1205 River Bend	No	Rear Door/Force
12014 Surrey Ln	No	UNL

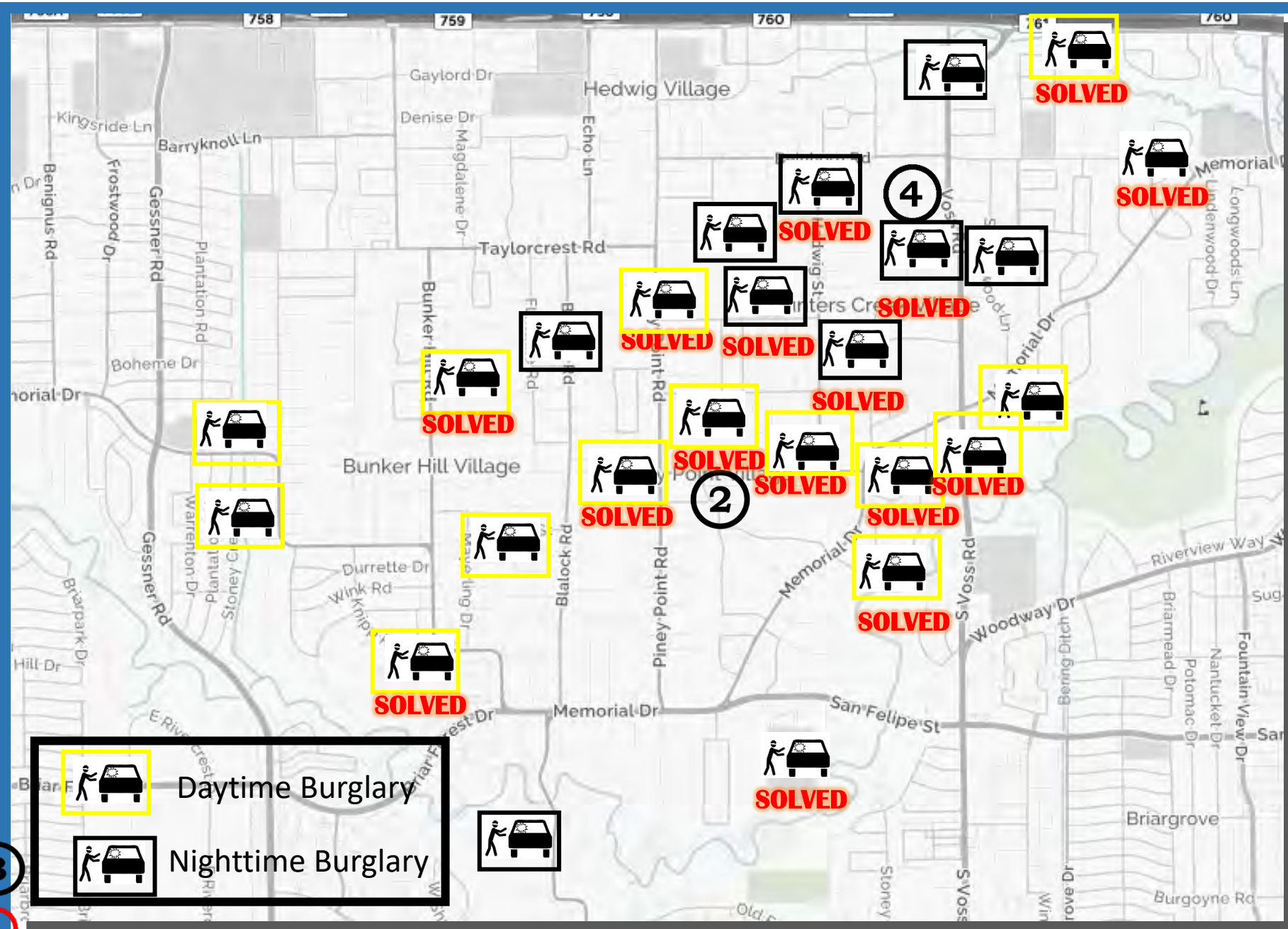
2023 Robberies

Address	MO
---------	----

-  Daytime Burglary
-  Nighttime Burglary
-  Robbery



2023 Auto Burglary Map



Address	POE
335 Piney Point Rd	UNL Win Open
10810 Briar Branch	UNL
11714 Winshire	Win/Smash
10709 Memorial	Lock Punch
10913 Long Shadow	UNL
10823 Smithdale	UNL
10918 Roaring Brook	UNL
10926 Long Shadows	UNL
525 Trails End	UNL
200 Stoney Creek	UNL/Contractor
10700 Marsha	Win/Smash
11722 Flintwood	UNL
1 Carsey Ln	UNL*
8435 Katy Fwy	Win/Smash*
11678 Arrowood	UNL
11750 Memorial	Window/Punch
12122 Memorial	UNK
10900 Wickline	Window/Punch
201 Kinkaid School Rd	UNL
825 Sadlewood	Lock Twist
106 Willowend	Window/Punch
10906 Wickline	Window/Punch
9 Tokeneke Trl	Window/Punch
11207 Tyne Ct	Window/Punch
11215 Tyne Ct	UNL
10901 Bridgewood	UNL
11 Willowend	UNL/Contractor
505 Lanecrest	UNL
749 W Creekside	Unfounded

Lock Punch

 Blue Entry = Actual

 Location Unknown

 Underlined Contractor







SOLVED

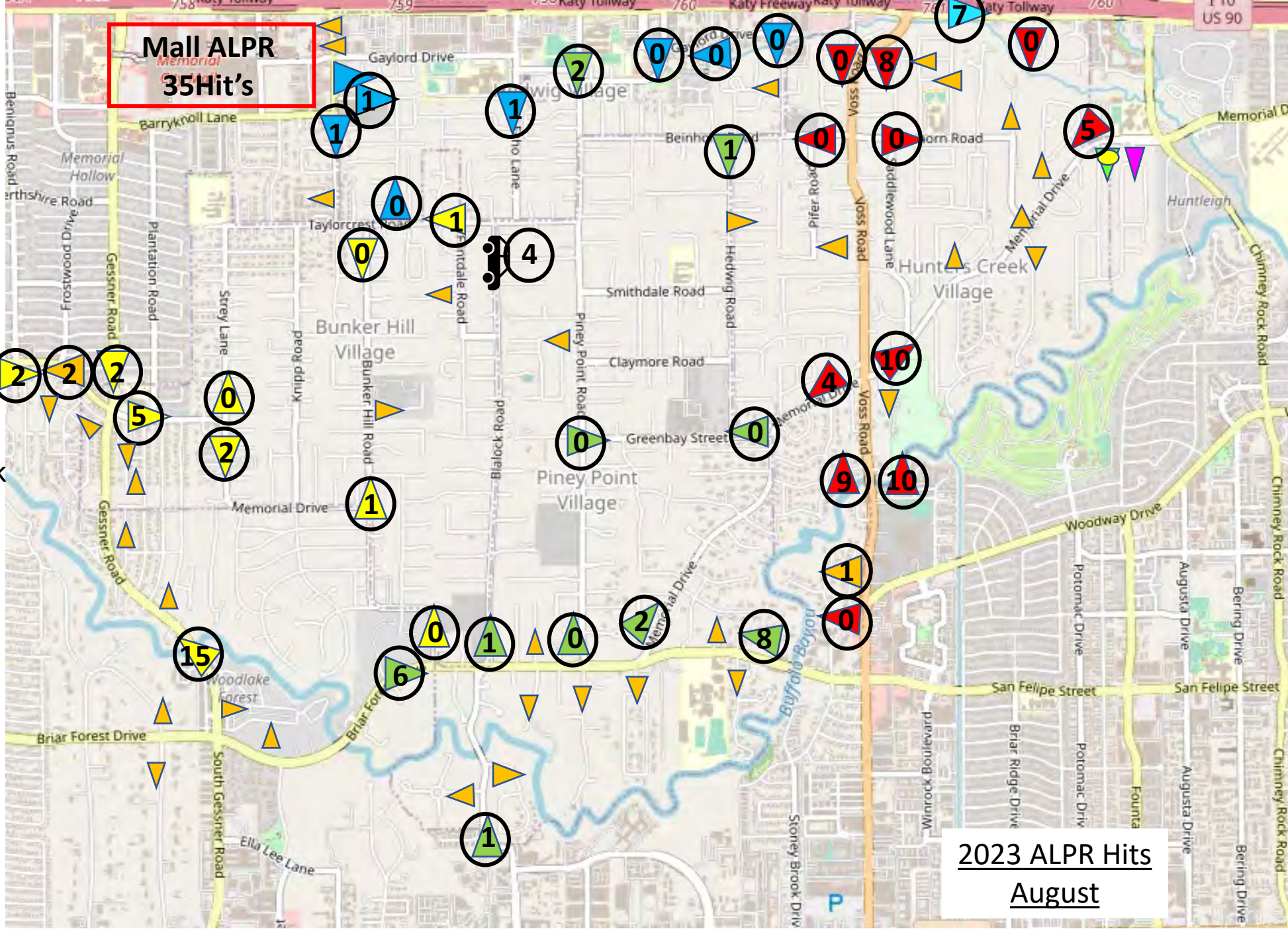
 8/31/23

3

Mall ALPR
35Hit's

- Hedwig  (7)
- Bunker Hill 
- Piney Point 
- Hunters Creek 
- Frequent Mobile Locations 
- (112)** Total Hits
- 

- Lindenwood HOA 
- Longwoods HOA 
- US Coins 
- In Process 
- HOA Systems 
- 8/31/23 



2023 ALPR Hits
August

Mall ALPR Recoveries

Hedwig



Bunker Hill



Piney Point



Hunters Creek



Frequent Mobile Locations



7 Recovered Vehicles
Recovered Plates -6

3 Investigative Leads

Lindenwood HOA



Longwoods HOA



US Coins



In Process

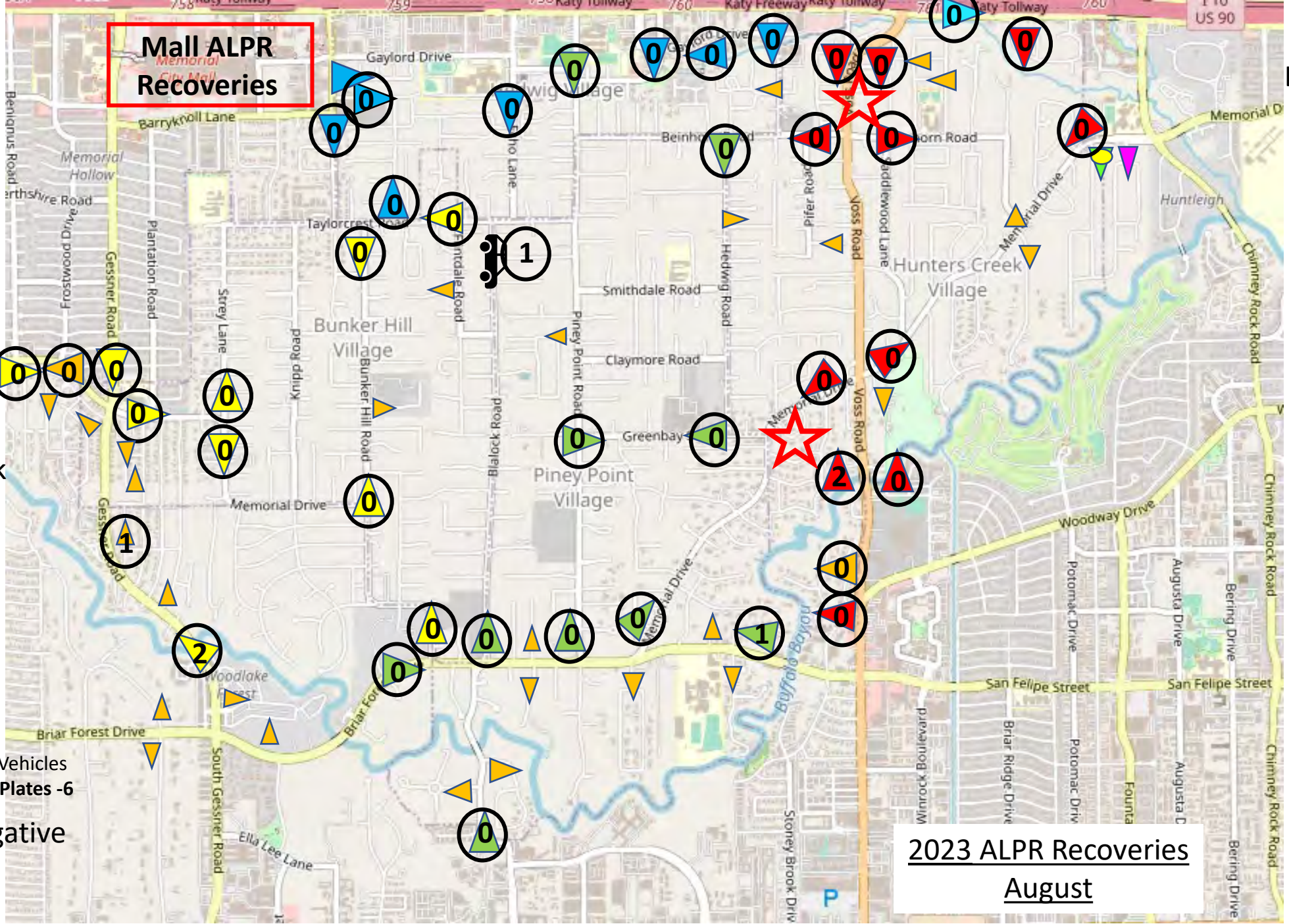


HOA Systems



2023 ALPR Recoveries
August

8/31/23





August 2023 ALPR REPORT



Total Plate Reads, Incl's multiple reads of same plate
Number of Unique Plates Read – Total without repeats
Number of Hits/Alerts - All 14 possible categories
Number of Hits/Alerts of the 6 monitored categories
Number of Sex Offender Hits (not monitored live)
Summary Report
Total Hits-Reads/total vehicles passed by each camera

2023 ALPR Data Report

Plate Reads Summary

Total Plate Reads:
4,253,181

↓ DOWNLOAD CSV

Aug 4 - Sep 2

Devices (34) ▾

Search



Unique Plate Reads Summary

Total Unique Plate Reads:
583,801

DOWNLOAD CSV

Aug 4 - Sep 2

Devices (34)

Search



All Categories

Hits Report

08/02/2023 To... 09/01/2023 Search

Select a date range up to 31 days

DOWNLOAD CSV

Total Hits: 267

Topics (15)

Devices (34)



Top 7 Categories

Hits Report

08/02/2023

To...

09/01/2023

Search

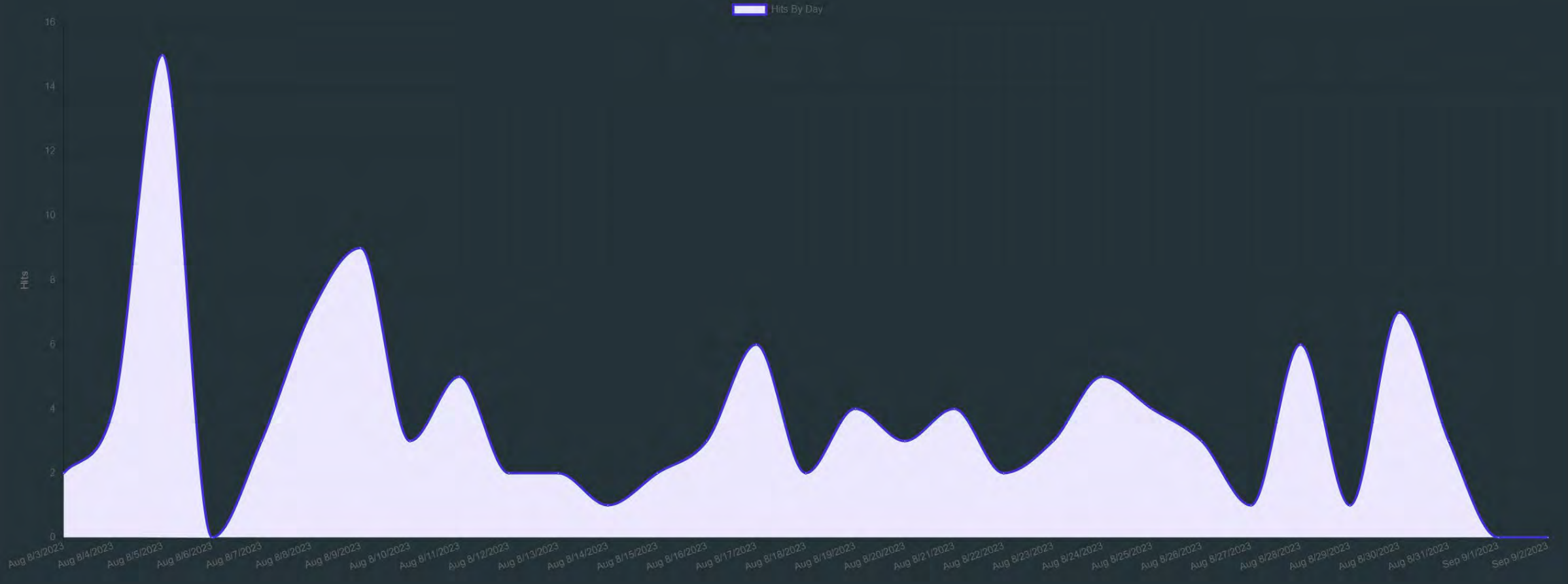
Select a date range up to 31 days

DOWNLOAD CSV

Total Hits: 112

Topics (7)

Devices (34)



Sex Offenders

Hits Report

08/02/2023 To... 09/01/2023 Search

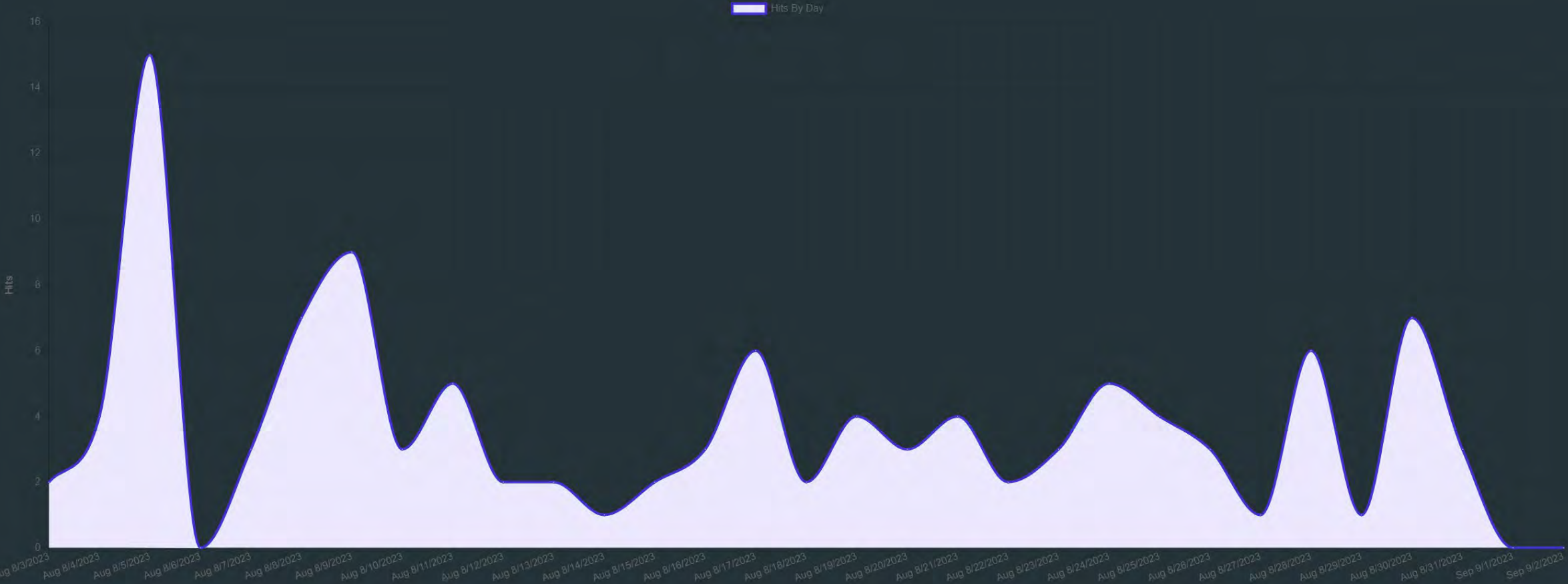
Select a date range up to 31 days

DOWNLOAD CSV

Total Hits: 112

Topics (7)

Devices (34)



Summary Report

Insights Dashboard




Device Sharing

Shared with
Lewisville TX PD,
Phoenix AZ PD,
and 119 others

Access Levels
Search
Hotlist Tool Access

EDIT DEVICE SHARING

Device Status

34 / 34 
Devices Online

◀ Previous Device

Device Name	Battery	Latency
#01 Inbound, Riverview Way, EB	100%	15 s

Next Device ▶

#1 Gessner S/B at Frostwood

#2 Memorial E/B at Gessner

#3 NO ALPR - Future Location

#4 Memorial N/B at Briar Forrest

#5 Bunker Hill S/B at Taylorcrest

#6 Taylorcrest W/B at Flintdale

#7 Memorial E/B at Briar Forrest

#8 2200 S. Piney Point N/B

#9 N. Piney Point N/B at Memorial

#10 Memorial E/B at San Felipe

#11 Greenbay E/B Piney Point

#12 Piney Point S/B at Gaylord

#13 Gessner N/B at Bayou

#14 Beinhorn W/B at Pipher

#15 Hunters Creek Drive S/B at I-10

#16 Memorial W/B at Creekside

#17 Memorial W/B at Voss

#18 Memorial E/B at Voss

#19 S/B Voss at Old Voss Ln 1

#20 S/B Voss at Old Voss Ln 2

#21 N/B Voss at Magnolia Bend Ln 1

#22 N/B Voss at Magnolia Bend Ln 2

#23 W/B San Felipe at Buffalo Bayou

#24 N/B Blalock at Memorial

#25 N/B Bunker Hill at Memorial

#26 S/B Hedwig at Beinhorn

#27 Mobile Unit #181

#28 Mobile Speed Trailer

#29 Riverbend Main Entrance

#30 Beinhorn E/B at Voss

#31 Memorial E/B at Tealwood (new)

#32 Greenbay W/B at Memorial

#33 Strey N/B at Memorial

Private Systems monitored by MVPD

US COINS - I-10 Frontage Road

Memorial Manor NA Lindenwood/Memorial

Greyton Lane NA

Calico NA

Windemere NA

Mott Lane

Kensington NA

Stillforest NA

Farnham Park

Riverbend NA

Pinewood NA

Hampton Court

Bridlewood West NA

N Kuhlman NA

Longwoods NA

Memorial City Mall - 22



Yellow = Bunker Hill

Green = Piney Point

Red = Hunters Creek

Blue = MVPD Mobile

Purple = Privately Owned Systems

Hits/Reads By Camera

1	2/248,569	17	4/108,435
2	5/153,702	18	10/137,901
3	See #31	19	8/337,674
4	0/183,026	20	0/210,414
5	0/85,957	21	9/246,774
6	1/71,213	22	10/406,375
7	6/110,813	23	8/287,354
8	1/143,447	24	1/109,973
9	0/86,047	25	1/29,624
10	2/97,203	26	1/51,616
11	0/8,423	27	4/102,919
12	2/214,422	28	2/43,657
13	15/309,679	29	0/7,204
14	0/100,764	30	0/68,281
15	0/7,416	31	2/169,171
16	5/60,113	32	0/49,289
		33	0/1,165
		34	1/5,692

Total Reads – 4,253,181

Unique Reads – 583,801

Hits- 267

7 Top Hit 112

- Hotlist - 7
- Stolen Vehicle
- Stolen Plate
- Gang Member
- Missing
- Amber
- Priority Restraining Order

Recoveries - 7

August 2023

	Reads	Unique	Total Hits	Top 6	Sex	Recovered	Solves
21-Jan	2538096	139108	158	145	7	8	2
21-Feb	2463752	193211	211	117	7	6	3
21-Mar	3092119	352001	257	115	11	6	1
21-Apr	3144294	413381	228	75	7	4	3
21-May	3208639	423019	258	81	26	5	0
21-Jun	3202535	441349	238	110	31	7	0
21-Jul	2986340	392649	168	104	17	2	0
21-Aug	3011594	548807	201	159	9	5	1
21-Sep	3609414	548024	394	230	2	4	1
21-Oct	3458425	543848	176	113	16	3	1
21-Nov	3568318	505282	156	108	17	6	2
21-Dec	3676310	489056	190	142	5	5	2
	37959836	4989735	2635	1499	155	61	16
22-Jan	3490473	488026	130	118	5	8	2
22-Feb	3751980	557743	132	103	3	6	0
22-Mar	3833394	594445	170	147	3	6	0
22-Apr	4446180	827209	225	154	19	4	4
22-May	4772622	846682	353	185	43	5	4
22-Jun	4128056	651932	353	247	44	6	3
22-Jul	3591029	469541	307	169	75	6	3
22-Aug	4494638	683196	618	177	114	5	3
22-Sep	4184026	496198	404	176	67	5	3
22-Oct	4062539	488761	404	131	24	8	3
22-Nov	3839439	488227	189	127	16	7	3
22-Dec	3761415	506163	159	93	6	9	2
	48355791	7098123	3444	1827	419	75	30
23-Jan	3788663	485816	155	81	30	2	
23-Feb							
23-Mar							
23-Apr							
23-May							
23-Jun							
23-Jul							
23-Aug							
23-Sep							
23-Oct							
23-Nov							
23-Dec							

MVPD HOTLIST

N/A

N/A

N/A

N/A

N/A

3

0

0

1

1

2

1

8

0

1

0

2

0

1

2

0

4

11

3

4

28

4

TO: Members of the City Council

FROM: R. Pennington, City Administrator

VIA: H. Miller, Interim Fire Chief

MEETING DATE: September 25, 2023

SUBJECT: Discuss and take possible action on the Village Fire Department Monthly Report.

Agenda Item: 10

This agenda item is for VFD monthly reporting, to hear and discuss the activity of the Department including detail on call volume and other public safety-related incidents. The monthly Village Fire Strategic Plan Performance Report and supplemental information will be provided at the meeting.

Attachments:

August 2023 Summary



Village Fire Department
 901 Corbindale Rd
 Houston, TX, 77024
 Phone# (713) 468-7941 Fax# (713) 468-5039

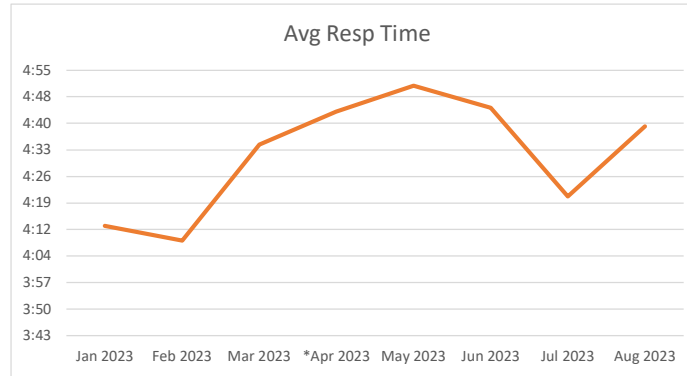
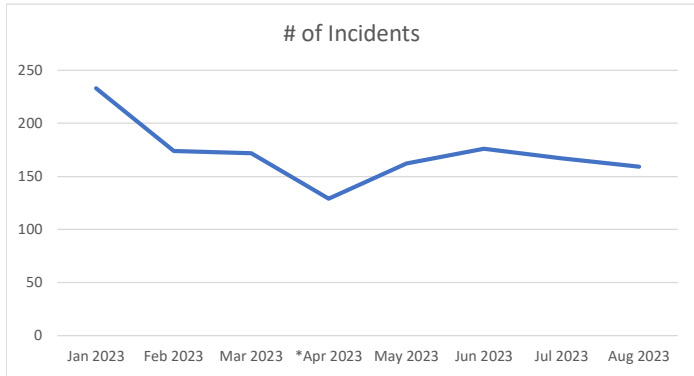
August 2023 Summary - All Cities

Call/Incident Type/Detail	Jan 2023	Feb 2023	Mar 2023	Apr 2023	May 2023	Jun 2023	Jul 2023	Aug 2023	Total YTD
TOTAL	233	174	172	174	210	218	221	210	1612
Adominal Pain	2	0	3	1	0	1	1	1	9
Allergic Reaction	1	0	1	1	1	2	1	4	11
Animal Bite	1	0	1	0	0	0	0	0	2
Apartment Fire	2	0	1	0	0	1	0	0	4
Assault	0	0	0	0	1	1	0	1	3
Automatic Aid	2	0	1	1	1	0	1	0	6
Automatic Aid- Apartment Fire	15	9	7	8	9	1	6	5	60
Automatic Aid- Building Fire	4	3	2	4	4	0	2	2	21
Automatic Aid- Elevator Rescue	1	0	2	1	1	1	2	5	13
Automatic Aid- Entrapment MVC	0	2	2	1	0	0	0	0	5
Automatic Aid- Gas Leak	3	7	4	4	3	1	1	5	28
Automatic Aid- High Rise Fire	3	1	0	0	1	0	1	0	6
Automatic Aid- House Fire	6	3	2	1	0	0	0	0	12
Back Pain	0	1	2	0	0	0	2	0	5
Business Fire	0	1	0	1	0	0	0	0	2
Carbon Monoxide Detector No Symptoms	2	3	5	1	1	5	2	8	27
Cardiac/Respiratory Arrest	1	1	2	0	1	0	0	1	6
Check a Noxious Odor	1	0	2	0	0	0	0	1	4
Check for Fire	0	1	1	0	0	0	0	0	2
Check for the Smell of Natural Gas	10	1	0	6	0	2	0	3	22
Check for the Smell of Smoke	2	1	1	2	0	0	0	0	6
Chest Pain	8	13	2	2	4	3	6	5	43
Child Locked in a Vehicle Engine and AC running	0	1	1	0	0	0	0	0	2
Child Locked in a Vehicle Engine and AC not running	0	0	0	0	1	0	0	1	2
Choking	0	0	0	0	0	0	3	0	3
Diabetic Emergency	0	0	0	1	2	1	2	2	8
Difficulty Breathing	12	2	8	5	3	11	6	11	58
Drowning	0	0	0	0	0	0	1	0	1
Electrical Fire	1	0	0	0	1	0	1	0	3
Elevator Rescue	3	0	1	1	1	1	0	0	7
Fall Victim	8	6	13	7	14	14	12	8	82
Fire Alarm Business	4	7	1	5	4	5	7	9	42
Fire Alarm Church or School	5	2	4	4	8	15	1	3	42
Fire Alarm Residence	46	17	19	36	38	50	46	28	280
Gas Leak	2	4	3	1	1	3	0	1	15
Grass Fire	0	0	0	0	1	2	1	0	4
HAZMAT Emergency	0	0	0	0	0	0	0	1	1
Headache - Stroke symptoms not present	0	0	2	0	0	0	0	0	2
Heart Problems	5	4	5	5	10	6	8	8	51
Heat/Cold Exposure	0	0	0	0	0	2	0	1	3
Hemorrhage/Laceration	4	1	2	2	1	2	4	2	18
House Fire	2	1	1	1	1	2	3	2	13

Month	# of Incidents	Avg Resp Time
Jan 2023	233	4:13
Feb 2023	174	4:09
Mar 2023	172	4:35
*Apr 2023	129	4:44
May 2023	162	4:51
Jun 2023	176	4:45
Jul 2023	167	4:21
Aug 2023	159	4:40

* Note: Excludes cancelled calls beginning in April.

Injured Party	2	2	2	1	4	3	2	6	22
Medical Alarm	3	3	1	7	8	4	5	9	40
Motor Vehicle Collision	17	21	13	19	27	19	21	20	157
Motor Vehicle Collision with Entrapment	0	1	2	0	0	0	3	1	7
Object Down in Roadway	0	0	1	2	5	5	1	1	15
Overdose/Poisoning	1	3	2	2	1	3	4	2	18
Possible D.O.S.	1	2	1	2	1	1	0	0	8
Powerlines Down Arcing/Burning	2	0	0	4	3	8	2	5	24
Pregnancy/ Childbirth	1	0	0	2	0	0	0	0	3
Psychiatric Emergency	3	4	5	1	1	1	4	2	21
Seizures	4	6	4	3	2	2	3	3	27
Service Call Non-emergency	12	16	12	3	3	1	14	10	71
Shooting/Stabbing	0	0	0	0	2	0	0	0	2
Sick Call	12	14	14	8	19	18	20	18	123
Smoke in Business	0	0	0	0	1	0	0	0	1
Stroke	1	2	1	1	3	5	4	3	20
Transformer Fire	1	0	2	3	1	1	1	1	10
Trash Fire	1	0	1	0	0	0	0	1	3
Traumatic Injury	0	0	2	1	0	1	1	0	5
Unconscious Party/Syncope	8	6	3	9	14	9	13	7	69
Unknown Medical Emergency	6	2	4	1	2	5	2	1	23
Vehicle Fire	2	0	1	3	0	0	1	2	9



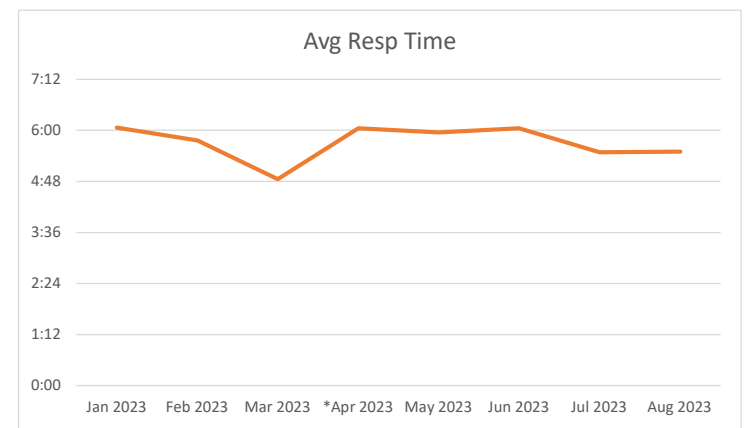
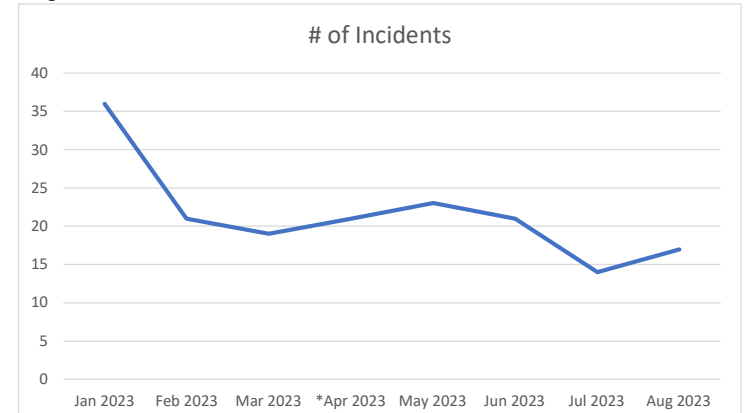


Village Fire Department
 901 Corbindale Rd
 Houston, TX, 77024
 Phone# (713) 468-7941 Fax# (713) 468-5039

August 2023 Summary - Bunker Hill

Call/Incident Type/Detail	Jan 2023	Feb 2023	Mar 2023	Apr 2023	May 2023	Jun 2023	Jul 2023	Aug 2023	Total YTD
TOTAL	36	21	19	27	32	21	17	22	195
Allergic Reaction	0	0	0	0	0	1	0	0	1
Assault	0	0	0	0	1	0	0	0	1
Business Fire	0	1	0	0	0	0	0	0	1
Carbon Monoxide Detector No Symptoms	0	1	3	0	0	0	0	0	4
Cardiac/Respiratory Arrest	1	0	0	0	0	0	0	0	1
Check for the Smell of Natural Gas	3	0	0	2	0	0	0	0	5
Check for the Smell of Smoke	1	0	0	0	0	0	0	0	1
Chest Pain	0	0	0	0	0	1	1	1	3
Diabetic Emergency	0	0	0	0	0	0	1	0	1
Difficulty Breathing	4	0	4	0	0	1	1	4	14
Fall Victim	0	1	0	2	2	2	0	1	8
Fire Alarm Business	0	1	0	0	0	0	0	0	1
Fire Alarm Church or School	1	0	0	1	0	1	0	1	4
Fire Alarm Residence	9	3	4	6	8	6	6	5	47
Gas Leak	0	0	1	1	0	1	0	1	4
Grass Fire	0	0	0	0	0	1	0	0	1
Headache - Stroke symptoms not present	0	0	1	0	0	0	0	0	1
Heart Problems	0	1	0	1	2	1	1	0	6
Heat/Cold Exposure	0	0	0	0	0	0	0	1	1
Hemorrhage/Laceration	0	0	0	1	0	0	0	0	1
House Fire	1	0	0	0	0	0	0	1	2
Injured Party	1	0	0	0	1	0	0	1	3
Medical Alarm	0	1	0	3	0	0	0	1	5
Motor Vehicle Collision	1	0	1	2	6	0	0	1	11
Object Down in Roadway	0	0	0	1	2	0	0	0	3
Overdose/Poisoning	1	0	0	0	0	1	0	1	3
Possible D.O.S.	1	0	0	0	0	0	0	0	1
Powerlines Down Arcing/Burning	0	0	0	1	1	0	0	0	2
Psychiatric Emergency	1	0	0	1	0	0	0	0	2
Seizures	1	1	1	1	1	1	0	0	6
Service Call Non-emergency	6	7	2	1	2	0	1	0	19
Shooting/Stabbing	0	0	0	0	2	0	0	0	2
Sick Call	1	4	1	1	3	1	2	3	16
Stroke	1	0	0	1	1	1	0	0	4
Transformer Fire	0	0	0	1	0	0	0	0	1
Unconscious Party/Syncope	1	0	0	0	0	1	3	0	5
Unknown Medical Emergency	1	0	1	0	0	1	1	0	4

Month	# of Incidents	Avg Resp Time
Jan 2023	36	6:04
Feb 2023	21	5:46
Mar 2023	19	4:51
*Apr 2023	21	6:03
May 2023	23	5:57
Jun 2023	21	6:03
Jul 2023	14	5:29
Aug 2023	17	5:30



* Note: Excludes cancelled calls beginning in April.



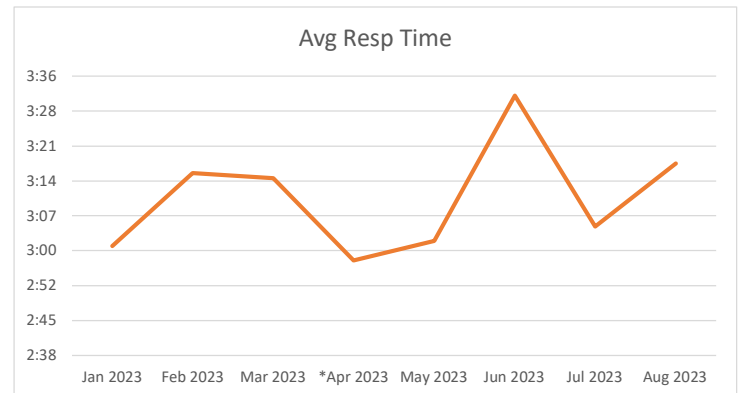
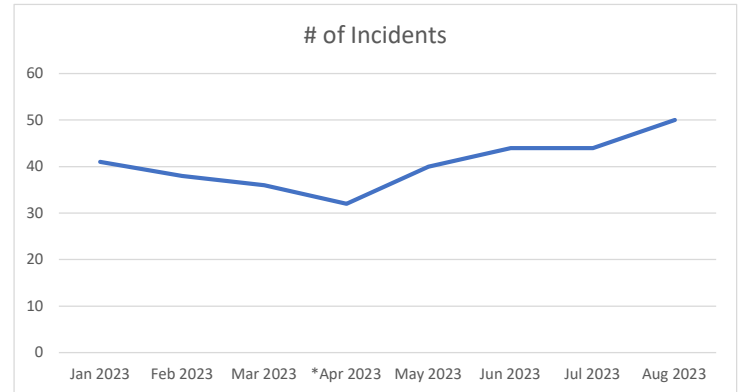
Village Fire Department
 901 Corbindale Rd
 Houston, TX, 77024
 Phone# (713) 468-7941 Fax# (713) 468-5039

August 2023 Summary - Hedwig

Call/Incident Type/Detail	Jan 2023	Feb 2023	Mar 2023	Apr 2023	May 2023	Jun 2023	Jul 2023	Aug 2023	Total YTD
TOTAL	41	38	36	34	41	46	52	56	344
Adominal Pain	0	0	2	1	0	0	1	1	5
Allergic Reaction	0	0	1	1	1	1	1	0	5
Apartment Fire	1	0	1	0	0	1	0	0	3
Assult	0	0	0	0	0	1	0	0	1
Back Pain	0	0	0	0	0	0	1	0	1
Business Fire	0	0	0	1	0	0	0	0	1
Carbon Monoxide Detector No Symptoms	0	0	0	0	0	0	0	1	1
Check a Noxious Odor	1	0	0	0	0	0	0	0	1
Check for the Smell of Natural Gas	0	0	0	1	0	2	0	1	4
Check for the Smell of Smoke	0	0	1	1	0	0	0	0	2
Chest Pain	3	5	1	0	0	1	3	2	15
Choking	0	0	0	0	0	0	1	0	1
Diabetic Emergency	0	0	0	0	1	1	1	1	4
Difficulty Breathing	1	2	1	2	0	3	1	3	13
Electrical Fire	1	0	0	0	0	0	0	0	1
Elevator Rescue	0	0	0	0	0	1	0	0	1
Fall Victim	3	3	3	1	5	2	3	2	22
Fire Alarm Business	1	3	1	2	1	3	6	8	25
Fire Alarm Church or School	0	0	3	2	8	6	1	0	20
Fire Alarm Residence	7	2	1	5	1	0	4	3	23
Gas Leak	1	1	1	0	0	0	0	0	3
Heart Problems	1	2	0	3	3	2	1	3	15
Heat/Cold Exposure	0	0	0	0	0	1	0	0	1
Hemorrhage/Laceration	1	0	1	0	0	0	1	0	3
House Fire	0	0	0	0	0	0	1	1	2
Injured Party	1	2	0	0	2	0	0	4	9
Medical Alarm	0	0	0	0	1	1	0	0	2
Motor Vehicle Collision	5	6	5	2	3	2	6	9	38
Object Down in Roadway	0	0	0	0	0	2	0	0	2
Overdose/Poisoning	0	2	1	1	0	0	0	0	4
Possible D.O.S.	0	1	1	0	0	0	0	0	2
Powerlines Down Arcing/Burning	0	0	0	0	0	3	0	1	4
Pregnancy/ Childbirth	0	0	0	2	0	0	0	0	2
Psychiatric Emergency	1	0	2	0	0	0	1	0	4
Seizures	2	1	1	1	0	0	2	1	8
Service Call Non-emergency	0	4	3	0	0	0	5	3	15
Sick Call	5	2	2	2	5	7	6	5	34
Smoke in Business	0	0	0	0	1	0	0	0	1
Stroke	0	0	0	0	2	0	1	2	5
Transformer Fire	0	0	1	0	0	0	0	1	2
Trash Fire	0	0	0	0	0	0	0	1	1
Traumatic Injury	0	0	1	0	0	0	0	0	1
Unconscious Party/Syncope	3	1	1	5	6	3	5	2	26
Unknown Medical Emergency	2	1	1	1	1	3	0	0	9
Vehicle Fire	1	0	0	0	0	0	0	1	2

Month	# of Incidents	Avg Resp Time
Jan 2023	41	3:01
Feb 2023	38	3:16
Mar 2023	36	3:15
*Apr 2023	32	2:58
May 2023	40	3:02
Jun 2023	44	3:32
Jul 2023	44	3:05
Aug 2023	50	3:18

* Note: Excludes cancelled calls beginning in April.





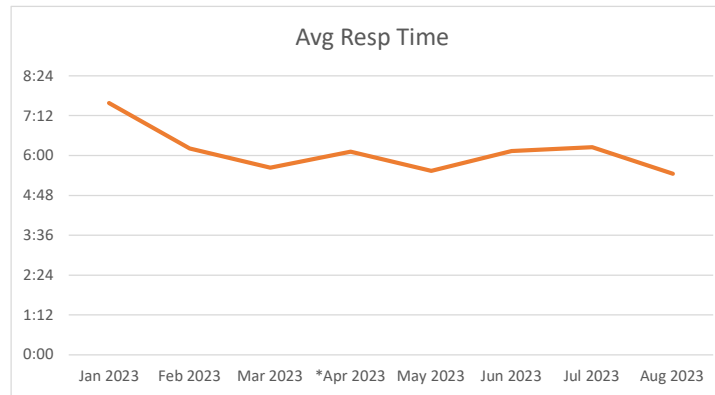
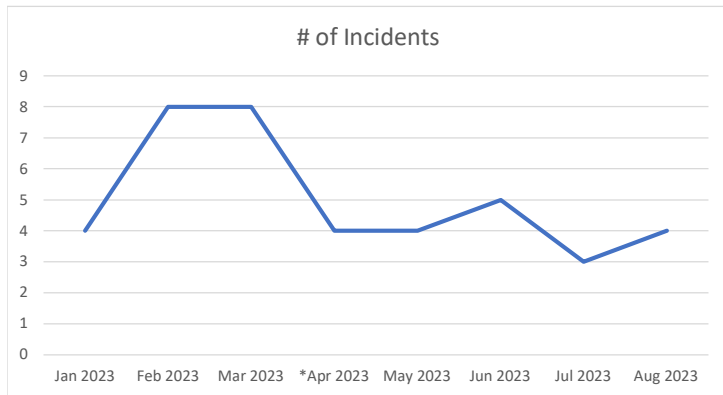
Village Fire Department
 901 Corbindale Rd
 Houston, TX, 77024
 Phone# (713) 468-7941 Fax# (713) 468-5039

August 2023 Summary - Hilshire

Call/Incident Type/Detail	Jan 2023	Feb 2023	Mar 2023	Apr 2023	May 2023	Jun 2023	Jul 2023	Aug 2023	Total YTD
TOTAL	4	8	8	5	4	5	4	7	45
Back Pain	0	0	0	0	0	0	1	0	1
Carbon Monoxide Detector No Symptoms	1	0	0	0	0	0	0	0	1
Check for the Smell of Natural Gas	1	0	0	0	0	0	0	1	2
Chest Pain	1	1	0	0	1	0	0	0	3
Fall Victim	0	1	2	0	0	0	0	0	3
Fire Alarm Business	0	0	0	0	0	0	0	1	1
Fire Alarm Church or School	0	0	0	1	0	0	0	0	1
Fire Alarm Residence	0	0	0	0	2	1	0	1	4
Heart Problems	0	0	1	0	0	1	0	0	2
Hemorrhage/Laceration	0	1	0	1	0	0	0	0	2
Medical Alarm	0	0	0	0	1	0	0	1	2
Motor Vehicle Collision	0	1	0	1	0	3	0	0	5
Motor Vehicle Collision with Entrapment	0	0	2	0	0	0	0	0	2
Object Down in Roadway	0	0	0	1	0	0	0	0	1
Overdose/Poisoning	0	0	0	0	0	0	1	0	1
Possible D.O.S.	0	1	0	0	0	0	0	0	1
Powerlines Down Arcing/Burning	0	0	0	0	0	0	1	1	2
Psychiatric Emergency	1	0	0	0	0	0	0	0	1
Service Call Non-emergency	0	2	1	0	0	0	0	0	3
Sick Call	0	1	2	1	0	0	1	1	6
Unconscious Party/Syncope	0	0	0	0	0	0	0	1	1

Month	# of Incidents	Avg Resp Time
Jan 2023	4	7:35
Feb 2023	8	6:13
Mar 2023	8	5:38
*Apr 2023	4	6:07
May 2023	4	5:32
Jun 2023	5	6:08
Jul 2023	3	6:15
Aug 2023	4	5:27

* Note: Excludes cancelled calls beginning in April.



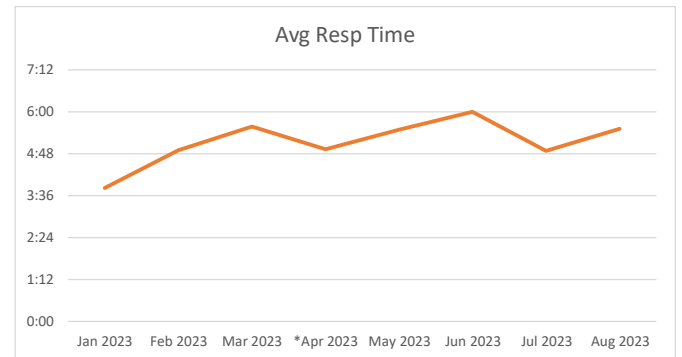
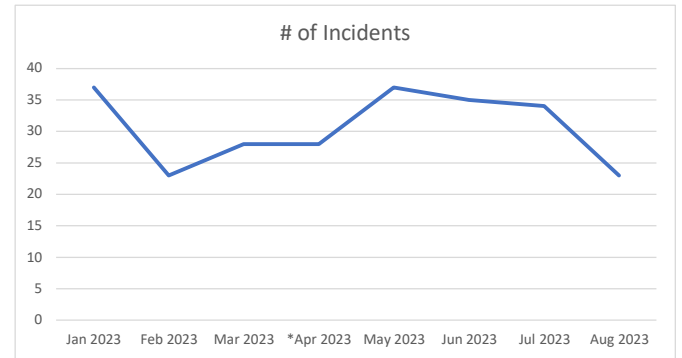


Village Fire Department
 901 Corbindale Rd
 Houston, TX, 77024
 Phone# (713) 468-7941 Fax# (713) 468-5039

August 2023 Summary - Hunters Creek

Call/Incident Type/Detail	Jan 2023	Feb 2023	Mar 2023	Apr 2023	May 2023	Jun 2023	Jul 2023	Aug 2023	Total YTD
TOTAL	37	23	28	38	43	44	43	29	284
Abdominal Pain	0	0	0	0	0	1	0	0	1
Allergic Reaction	0	0	0	0	0	0	0	1	1
Animal Bite	0	0	1	0	0	0	0	0	1
Back Pain	0	0	1	0	0	0	0	0	1
Carbon Monoxide Detector No Symptoms	1	1	0	1	0	1	1	2	7
Cardiac/Respiratory Arrest	0	0	1	0	0	0	0	0	1
Check a Noxious Odor	0	0	1	0	0	0	0	0	1
Check for the Smell of Natural Gas	1	0	0	1	0	0	0	0	2
Check for the Smell of Smoke	0	0	0	1	0	0	0	0	1
Chest Pain	1	1	0	0	2	0	1	1	6
Child Locked in a Vehicle Engine and AC not running	0	0	0	0	1	0	0	1	2
Choking	0	0	0	0	0	0	1	0	1
Difficulty Breathing	2	0	3	2	1	1	0	1	10
Electrical Fire	0	0	0	0	1	0	1	0	2
Elevator Rescue	3	0	0	0	0	0	0	0	3
Fall Victim	1	0	2	3	2	4	4	3	19
Fire Alarm Business	1	1	0	2	0	0	0	0	4
Fire Alarm Church or School	0	0	0	0	0	1	0	0	1
Fire Alarm Residence	15	4	5	14	14	16	11	9	88
Gas Leak	0	1	0	0	1	0	0	0	2
Heart Problems	0	0	1	1	2	0	1	1	6
Hemorrhage/Laceration	0	0	1	0	1	0	0	1	3
House Fire	0	1	0	1	1	0	0	0	3
Injured Party	0	0	1	0	0	2	0	0	3
Medical Alarm	2	2	0	3	4	2	3	4	20
Motor Vehicle Collision	5	7	1	1	4	5	3	0	26
Overdose/Poisoning	0	0	0	1	0	1	3	0	5
Possible D.O.S.	0	0	0	1	0	0	0	0	1
Powerlines Down Arcing/Burning	1	0	0	1	0	2	1	1	6
Psychiatric Emergency	0	1	1	0	0	0	1	0	3
Seizures	0	1	1	0	0	1	0	0	3
Service Call Non-emergency	1	0	3	2	0	0	3	2	11
Sick Call	0	1	3	0	5	3	2	1	15
Stroke	0	0	0	0	0	0	2	0	2
Traumatic Injury	0	0	0	1	0	1	1	0	3
Unconscious Party/Syncope	2	2	1	2	4	3	3	1	18
Unknown Medical Emergency	0	0	1	0	0	0	1	0	2
Vehicle Fire	1	0	0	0	0	0	0	0	1

Month	# of Incidents	Avg Resp Time
Jan 2023	37	3:49
Feb 2023	23	4:54
Mar 2023	28	5:35
*Apr 2023	28	4:56
May 2023	37	5:29
Jun 2023	35	6:00
Jul 2023	34	4:53
Aug 2023	23	5:31



* Note: Excludes cancelled calls beginning in April.



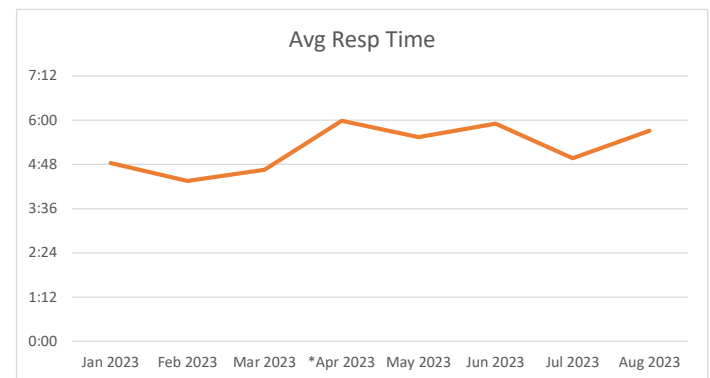
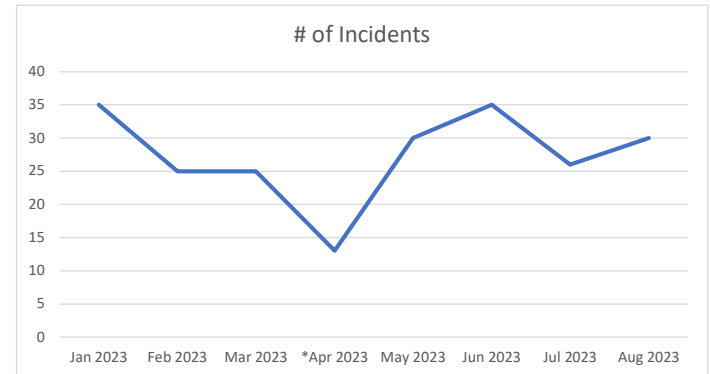
Village Fire Department
 901 Corbindale Rd
 Houston, TX, 77024
 Phone# (713) 468-7941 Fax# (713) 468-5039

August 2023 Summary - Piney Point

Call/Incident Type/Detail	Jan 2023	Feb 2023	Mar 2023	Apr 2023	May 2023	Jun 2023	Jul 2023	Aug 2023	Total YTD
TOTAL	35	25	25	20	38	50	39	39	271
Animal Bite	1	0	0	0	0	0	0	0	1
Allergic Reaction	0	0	0	0	0	0	0	2	2
Carbon Monoxide Detector No Symptoms	0	1	1	0	0	4	0	5	11
Cardiac/Respiratory Arrest	0	1	1	0	0	0	0	1	3
Check a Noxious Odor	0	0	0	0	0	0	0	1	1
Check for the Smell of Natural Gas	3	0	0	0	0	0	0	1	4
Check for the Smell of Smoke	1	1	0	0	0	0	0	0	2
Chest Pain	1	1	1	0	0	0	1	0	4
Diabetic Emergency	0	0	0	1	1	0	0	1	3
Difficulty Breathing	2	0	0	1	1	3	1	2	10
Fall Victim	4	0	3	0	4	3	3	1	18
Fire Alarm Church or School	2	1	1	0	0	3	0	0	7
Fire Alarm Residence	9	7	7	10	12	21	19	8	93
Gas Leak	1	1	0	0	0	1	0	0	3
Grass Fire	0	0	0	0	1	1	0	0	2
Heart Problems	0	0	1	0	1	0	2	3	7
Hemorrhage/Laceration	1	0	0	0	0	1	1	0	3
House Fire	1	0	1	0	0	2	1	0	5
Injured Party	0	0	0	0	1	1	0	0	2
Medical Alarm	0	0	0	0	0	1	1	0	2
Motor Vehicle Collision	3	2	2	1	3	1	2	2	16
Object Down in Roadway	0	0	1	0	3	3	1	0	8
Overdose/Poisoning	0	1	0	0	1	0	0	1	3
Possible D.O.S.	0	0	0	0	1	1	0	0	2
Powerlines Down Arcing/Burning	0	0	0	1	0	0	0	0	1
Psychiatric Emergency	0	3	1	0	1	1	1	1	8
Seizures	1	1	0	1	0	0	1	1	5
Service Call Non-emergency	4	3	2	0	0	0	3	4	16
Sick Call	0	2	0	3	4	1	0	2	12
Stroke	0	0	0	0	0	1	0	1	2
Transformer Fire	0	0	1	1	0	0	1	0	3
Trash Fire	0	0	1	0	0	0	0	0	1
Unconscious Party/Syncope	1	0	0	0	3	1	1	1	7
Unknown Medical Emergency	0	0	1	0	1	0	0	1	3
Vehicle Fire	0	0	0	1	0	0	0	0	1

* Note: Excludes cancelled calls beginning in April.

Month	# of Incidents	Avg Resp Time
Jan 2023	35	4:50
Feb 2023	25	4:21
Mar 2023	25	4:39
*Apr 2023	13	5:59
May 2023	30	5:32
Jun 2023	35	5:54
Jul 2023	26	4:58
Aug 2023	30	5:43



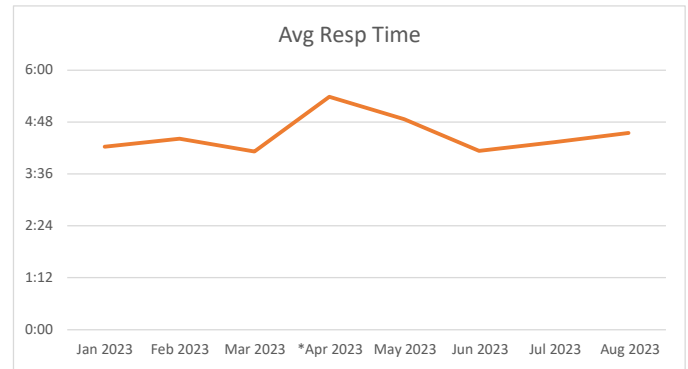
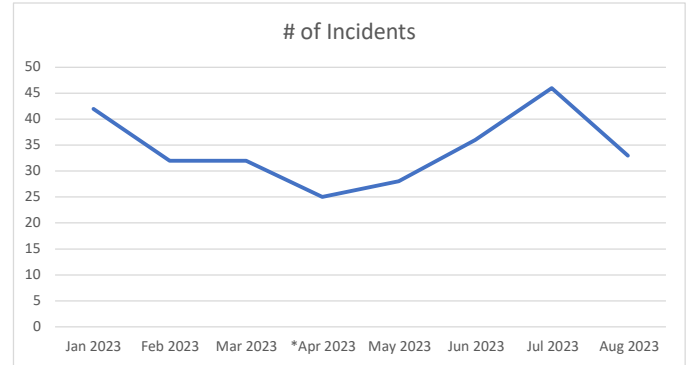


Village Fire Department
 901 Corbindale Rd
 Houston, TX, 77024
 Phone# (713) 468-7941 Fax# (713) 468-5039

August 2023 Summary - Spring Valley

Call/Incident Type/Detail	Jan 2023	Feb 2023	Mar 2023	Apr 2023	May 2023	Jun 2023	Jul 2023	Aug 2023	Total YTD
TOTAL	42	32	32	25	30	41	49	37	288
Adominal Pain	2	0	1	0	0	0	0	0	3
Allergic Reaction	1	0	0	0	0	0	0	1	2
Assult	0	0	0	0	0	0	0	1	1
Back Pain	0	1	1	0	0	0	0	0	2
Carbon Monoxide Detector No Symptoms	0	0	1	0	1	0	0	0	2
Cardiac/Respiratory Arrest	0	0	0	0	1	0	0	0	1
Check a Noxious Odor	0	0	1	0	0	0	0	0	1
Check for Fire	0	1	1	0	0	0	0	0	2
Check for the Smell of Natural Gas	1	1	0	1	0	0	0	0	3
Chest Pain	2	5	0	2	1	1	1	1	13
Child Locked in a Vehicle Engine and AC running	0	1	0	0	0	0	0	0	1
Difficulty Breathing	2	0	0	0	1	3	3	1	10
Drowning	0	0	0	0	0	0	1	0	1
Elevator Rescue	0	0	1	1	1	0	0	0	3
Fall Victim	0	1	3	1	1	3	2	1	12
Fire Alarm Business	2	2	0	1	3	2	1	0	11
Fire Alarm Church or School	2	1	0	0	0	4	0	2	9
Fire Alarm Residence	6	1	1	0	1	6	6	2	23
Gas Leak	0	1	1	0	0	1	0	0	3
HAZMAT Emergency	0	0	0	0	0	0	0	1	1
Headache - Stroke symptoms not present	0	0	1	0	0	0	0	0	1
Heart Problems	4	1	2	0	2	1	3	1	14
Heat/Cold Exposure	0	0	0	0	0	1	0	0	1
Hemorrhage/Laceration	2	0	0	0	0	1	2	1	6
House Fire	0	0	0	0	0	0	1	0	1
Injured Party	0	0	1	1	0	0	2	1	5
Medical Alarm	1	0	1	1	2	0	1	3	9
Motor Vehicle Collision	3	3	3	9	9	3	10	7	47
Motor Vehicle Collision with Entrapment	0	1	0	0	0	0	3	1	5
Overdose/Poisoning	0	0	1	0	0	1	0	0	2
Possible D.O.S.	0	0	0	1	0	0	0	0	1
Powerlines Down Arcing/Burning	1	0	0	1	2	1	0	2	7
Pregnancy/ Childbirth	1	0	0	0	0	0	0	0	1
Psychiatric Emergency	0	0	1	0	0	0	1	1	3
Seizures	0	2	1	0	1	0	0	1	5
Service Call Non-emergency	1	0	0	0	0	1	2	1	5
Sick Call	6	4	6	1	2	6	7	5	37
Stroke	0	2	1	0	0	3	1	0	7
Transformer Fire	0	0	0	1	1	1	0	0	3
Trash Fire	1	0	0	0	0	0	0	0	1
Traumatic Injury	0	0	1	0	0	0	0	0	1
Unconscious Party/Syncope	1	3	1	2	1	1	1	2	12
Unknown Medical Emergency	3	1	0	0	0	1	0	0	5
Vehicle Fire	0	0	1	2	0	0	1	1	5

Month	# of Incidents	Avg Resp Time
Jan 2023	42	4:14
Feb 2023	32	4:25
Mar 2023	32	4:07
*Apr 2023	25	5:23
May 2023	28	4:52
Jun 2023	36	4:08
Jul 2023	46	4:20
Aug 2023	33	4:33



* Note: Excludes cancelled calls beginning in April.

Village Fire Department
2023 Strategic Plan Performance 2nd Quarter Report- 9-15-2023

2023 BUDGET	Quarter Budget	July	August	September	Qtr Total
Quarterly Budget	\$ 2,318,031.25	\$ 757,507.53	\$ 830,570.37		\$ 1,588,077.90
Total % of Annual Budget Spent		32.7%	35.8%		68.5%
Personnel Expenditure	\$ 1,948,879.00	\$ 630,980.44	\$ 666,158.81		\$ 1,297,139.25
Personnel %		32.38%	34.18%		66.56%
Overtime Expenditure	\$ 126,000.00	\$ 38,421.60	\$ 63,106.61		\$ 101,528.21
Overtime %		30.49%	50.08%		80.58%
Capital Expenditure	\$ 120,500.00	\$ 25,695.17	\$ 66,883.70		\$ 92,578.87
Capital %		21.32%	55.51%		76.83%
Operational Expenditure	\$ 248,652.25	\$ 81,756.09	\$ 97,527.86		\$ 179,283.95
Operational %		32.9%	39.22%		72.10%
EMERGENCY OPERATIONS		July	August	September	Qtr Total
Incidents		221	210		431
Apparatuses Responses		386	356		742
Avg. Emerg Resp. Time		4:21	4:40		4:30
Avg. Emerg. Fire Resp. Time (Nat'l Std 6:50)		4:37	4:44		4:40
Avg. Emerg. EMS Resp. Time (Nat'l Std 6:30)		4:09	4:35		4:22
Patients		38	20		58
Patients Transported		48	29		77
EMS REVENUE					
EMS Revenue Fund Balance		\$ 82,634.94	\$ 102,914.62		\$ 185,549.56
Amount Charged		\$ 58,192.82	\$ 101,675.26		\$ 159,868.08
Total Revenue Received		\$ 32,162.40	\$ 18,427.73		\$ 50,590.13
FIRE MARSHAL					
General Plans Reviewed		6	2		8
Sprinkler Systems Reviewed		13	16		29
Fire Prevention Permits		3	2		5
Total Inspection Activities This Month		80	72		152
Fires Investigated		0	0		0
Community Education Events		3	2		5
Total # of Houses	6708				
Houses w/Sprinklers		2344	2354		
Houses w/ Sprinkler Systems %		34.94%	35.09%	0.00%	0.00%

TO: City Council

FROM: R. Pennington, City Administrator

MEETING DATE: September 25, 2023

SUBJECT: Consideration and possible action on a contract renewal of Solid Waste Collection and Disposal Services.

Agenda Item: 11

As per the agreement for Solid Waste Collection and Disposal services (Section 10.0), the City of Piney Point Village in Texas entered into a contract with Waste Corporation of Texas, L.P., doing business as GFL Environmental as early as September 1, 2012. The last amendment was renewed on September 1, 2020, ending August 31, 2023.

This Contract will automatically renew for an additional three-year term and expire on August 30, 2026. The staff believes that GFL rates are still favorable for providing top-tier sanitation services to Piney Point households.

Recommendation:

The city recommends approving a resolution to ratify an amendment to the solid waste and recycle collection contract between GFL and the City of Piney Point Village.

Attachments:

Resolution No. 2023.09.C

Letter from Suzanne Haboush, GFL

Contract.

RESOLUTION NO. 2023.09.C

A RESOLUTION OF THE CITY COUNCIL OF THE CITY OF PINEY POINT VILLAGE, TEXAS, RATIFYING THE ACTIONS OF THE CITY ADMINISTRATOR IN AUTHORIZING A RENEWAL OF THE CONTRACT FOR SOLID WASTE COLLECTION AND DISPOSAL SERVICES ENTERED INTO ON SEPTEMBER 1, 2023, BY WASTE CORPORATION OF TEXAS, L.P. DBA GFL ENVIRONMENTAL THE THREE-YEAR TERM; PROVIDING FOR INCORPORATION OF PREAMBLE; AND PROVIDING AN EFFECTIVE DATE.

WHEREAS, on September 1, 2023, the City Administrator authorized contract automatically renewal with Waste Corporation of Texas, L.P. DBA GFL Environmental for the three (3) year term shall end on August 31, 2026, a copy of which is attached hereto as Exhibit "A" and incorporated herein by reference, on behalf of the City of Piney Point Village; and

WHEREAS, upon review and consideration of all matters attendant and related thereto, the City Council hereby finds and determines that: (1) it is in the best interests of the City of Piney Point Village and its citizens to approve the contract with Waste Corporation of Texas, L.P. DBA GFL Environmental; and (2) that the actions of the City Administrator in executing the contract for the three (3) year term should be ratified in all respects.

NOW, THEREFORE, BE IT RESOLVED BY THE CITY COUNCIL OF THE CITY OF PINEY POINT VILLAGE, TEXAS, THAT:

Section 1. The above and foregoing premises are true and correct and are incorporated herein and made a part hereof for all purposes.

Section 2. The actions of the City Administrator taken for and on behalf of the City in authorizing the contract of a three (3) year term on behalf of the City of Piney Point Village are ratified in all respects.

Section 3. This Resolution shall become effective immediately upon its passage.

DULY PASSED AND APPROVED on this ____ the day of _____, 2023.

Mark Kobelan, Mayor

City of Piney Point Village, Texas

ATTEST:

Robert Pennington, City Secretary

City of Piney Point Village, Texas



August 30, 2023

City of Piney Point Village
Attn: Bobby Pennington
City Administrator
7676 Woodway, Suite 300
Houston, TX 77063

RE: Contract for Solid Waste Collection and Disposal Services and Recycling Services between the City of Piney Point Village, Texas and Waste Corporation of Texas, L.P., a GFL Company – Renewal of Agreement

Dear Bobby:

Pursuant to item 10.00 of the contract for Solid Waste Collection and Disposal services, the City of Piney Point Village, Texas made and entered into on September 1, 2012 and renewed on September 1, 2020 by and between the City of Piney Point Village, Texas and Waste Corporation of Texas, L.P. DBA GFL Environmental the three (3) year term shall end on August 31, 2023. Thereafter, this Contract will automatically renew and be extended for a three (3) year on the expiration date of the renewal term, upon the terms and conditions set forth in the initial contract, unless the City provides written notice of non-renewal to GFL Environmental no less than thirty (30) days prior to the expiration of the then existing Renewal Term.

Please consider this letter as our notification for the renewal of the term of the Agreement effective September 1, 2023. Let me know if you would like to discuss the renewal.

GFL Environmental greatly appreciates the many years we have serviced the City of Piney Point Village and look forward to many more years.

Best Regards,

Suzanne Haboush
Government Contracts Manager

RESIDENTIAL SOLID WASTE AND RECYCLE COLLECTION AMENDMENT

AMENDMENT TO RESIDENTIAL SOLID WASTE COLLECTION CONTRACT DATED JULY 27, 2020, BETWEEN WASTE CORPORATION OF TEXAS, L.P. DBA GFL ENVIRONMENTAL AND THE CITY OF PINEY POINT VILLAGE, TEXAS.

THE AMENDMENT TO THIS SOLID WASTE AND RECYCLE COLLECTION CONTRACT is made and entered into this date August 30, 2023, by and between WASTE CORPORATION OF TEXAS, L.P. DBA GFL ENVIRONMENTAL and THE CITY OF PINEY POINT VILLAGE.

WITNESSETH:

Whereas GFL Environmental and the City have each determined to extend the terms of this agreement for three (3) years, at a monthly charge per home, and

NOW THEREFORE, and in consideration of the mutual covenants herein contained, GFL Environmental and the City hereby agree to the terms and conditions herein after set-forth, to wit:

ARTICLE I

Effective September 1, 2023, for a term of 36 months (3 years). During the initial one-year term GFL ENVIRONMENTAL will charge a rate of compensation of \$39.57 per home. Such rate shall be held for a one-year period; Thereafter the rate of compensation shall be adjusted on an annual basis (beginning September 1, 2024) pursuant to Section 12.2 of the contract.

ARTICLE II

This Amendment shall modify the Contract only insofar as it relates to the matters provided herein. All other existing terms and conditions not addressed in this Amendment shall remain in full force and effect and shall control.

WASTE CORPORATION OF TEXAS, L.P. DBA GFL ENVIRONMENTAL

Signed by:

Name:

Title:

CITY OF PINEY POINT VILLAGE

Signed by:

Name:

Title:

RESIDENTIAL SOLID WASTE AND RECYCLE COLLECTION AMENDMENT

AMENDMENT TO RESIDENTIAL SOLID WASTE COLLECTION CONTRACT DATED JULY 27, 2020, BETWEEN VF WASTE SERVICES INCORPORATED AND THE CITY OF PINEY POINT VILLAGE.

THE ADMENDMENT TO THIS SOLID WASTE COLLECTION CONTRACT is made and entered into this date July 27, 2020, by and between VF WASTE SERVICES INCORPORATED and THE CITY OF PINEY POINT VILLAGE (hereinafter referred to as "City").

WITNESSETH:

Whereas VF Waste Services and the City have each determined to extend the terms of this agreement for three-years, at a monthly charge per home, and

NOW THEREFORE, and in consideration of the mutual covenants herein contained, VF Waste Services and the City hereby agree to the terms and conditions herein after set-forth, to wit:

ARTICLE I

Effective September 1, 2020, for a term of 36 months (3 years). During the initial one-year term VF Waste Services will charge a rate of compensation of \$38.11 per home. Such rate shall be held for a one-year period; Thereafter, the rate of compensation shall be adjusted on an annual basis (beginning September 1, 2021) pursuant to Section 12.2 of the contract.

ARTICLE II

This Amendment shall modify the Contract only insofar as it relates to the matters provided here in. All other existing terms and conditions not addressed in this Amendment shall remain in full force and effect and shall control.

VF WASTE SERVICES, INC.

Signed by: Tony Pilkington

Name: Tony Pilkington

Title: Vice President, Sales

CITY OF PINEY POINT VILLAGE

Signed by: [Signature]

Name: Mark Kobelan

Title: Mayor

RESIDENTIAL SOLID WASTE AND RECYCLE COLLECTION AMENDMENT

AMENDMENT TO RESIDENTIAL SOLID WASTE COLLECTION CONTRACT DATED JULY 27, 2020, BETWEEN VF WASTE SERVICES INCORPORATED AND THE CITY OF PINEY POINT VILLAGE.

THE ADMENDMENT TO THIS SOLID WASTE COLLECTION CONTRACT is made and entered into this date July 27, 2020, by and between VF WASTE SERVICES INCORPORATED and THE CITY OF PINEY POINT VILLAGE (hereinafter referred to as "City").

WITNESSETH:

Whereas VF Waste Services and the City have each determined to extend the terms of this agreement for three-years, at a monthly charge per home, and

NOW THEREFORE, and in consideration of the mutual covenants herein contained, VF Waste Services and the City hereby agree to the terms and conditions herein after set-forth, to wit:

ARTICLE I

Effective September 1, 2020, for a term of 36 months (3 years). During the initial one-year term VF Waste Services will charge a rate of compensation of \$38.11 per home. Such rate shall be held for a one-year period; Thereafter, the rate of compensation shall be adjusted on an annual basis (beginning September 1, 2021) pursuant to Section 12.2 of the contract.

ARTICLE II

This Amendment shall modify the Contract only insofar as it relates to the matters provided here in. All other existing terms and conditions not addressed in this Amendment shall remain in full force and effect and shall control.

VF WASTE SERVICES INC.

Signed by: Tony Pilkington
423BB7CA838E46B...

Name: Tony Pilkington

Title: Vice President, Sales

CITY OF PINEY POINT VILLAGE

Signed by: _____

Name: _____

Title: _____

Karen Farris

From: Trevor Royal <troyal@wcamerica.com>
Sent: Tuesday, October 13, 2020 10:09 AM
To: Karen Farris; Marjorie West
Subject: RE: City of Piney Point Amendment

I have been waiting as well and thought it was coming from the city first. I will have the agreement executed on my end and forward to you.

Sincerely,

Trevor Royal | Municipal Sales Manager

WCA Waste, a GFL Company

1330 Post Oak Blvd 7th Floor, Houston, TX, 77056

T (832) 819-6278 | troyal@wcamerica.com | www.wcawaste.com

Confidentiality Notice: This email message (including attachments, if any) is intended for the use of the individual or entity to which it is addressed and may contain information that is privileged, proprietary, confidential and exempt from disclosure. If you are not the intended recipient, you are notified that any dissemination, distribution or copying of this communication is strictly prohibited. If you have received this communication in error, please notify the sender and erase this email message immediately.

From: Karen Farris <citysec@pineypt.org>
Sent: Tuesday, October 13, 2020 10:07 AM
To: Trevor Royal <troyal@wcamerica.com>; Marjorie West <mwest@wcamerica.com>
Subject: RE: City of Piney Point Amendment

CAUTION: This email originated from outside WCA. Do not click links or open attachments unless you recognize the source of this email and know the content is safe.

Good morning Trevor & Marjorie,

I wanted to check on the revised invoice. We have not received it yet.

Also, please forward the signed amended contract that was approved on the July 27, 2020 Council Agenda. I'm not sure who you sent it to, but I do not have a copy.

Thank you,



Karen Farris, City Secretary
City of Piney Point Village
713-230-8702

From: Trevor Royal <troyal@wcamerica.com>
Sent: Friday, October 9, 2020 8:46 AM
To: Karen Farris <citysec@pineypt.org>; Marjorie West <mwest@wcamerica.com>
Subject: City of Piney Point Amendment

Marjorie,

Per our conversation please forward the revised invoice to Karen Farris, copied on this correspondence. Karen, the invoice will be ready early next week, due to system processing, but Marjorie will get it to you once completed. I'm truly sorry you received an incorrect invoice from WCA/VF Waste Services.


Sincerely,

Trevor Royal
WCA Region Municipal Sales Manager
832-819-6278

This email has been scanned for spam and viruses by Proofpoint Essentials. Click [here](#) to report this email as spam.

This email has been scanned for spam and viruses by Proofpoint Essentials. Click [here](#) to report this email as spam.

TO: The Honorable Mayor and Members of the City Council

FROM: Roger Nelson, City Administrator 

MEETING DATE: July 27, 2020

SUBJECT: Proposed Solid Waste and Recycling Contract with VF Waste Services

Agenda Item: 9

This agenda item calls for the City Council to consider an amendment to the existing VF Waste contract extending the current solid waste contract which will extend the current contract for five years.

The proposed amendment and the current VF Waste contract is attached for your review.

RESIDENTIAL SOLID WASTE AND RECYCLE COLLECTION AMENDMENT

AMENDMENT TO RESIDENTIAL SOLID WASTE COLLECTION CONTRACT DATED JULY 27, 2020, BETWEEN VF WASTE SERVICES INCORPORATED AND THE CITY OF PINEY POINT VILLAGE.

THE ADMENDMENT TO THIS SOLID WASTE COLLECTION CONTRACT is made and entered into this date July 27, 2020, by and between VF WASTE SERVICES INCORPORATED and THE CITY OF PINEY POINT VILLAGE (hereinafter referred to as "City").

WITNESSETH:

Whereas VF Waste Services and the City have each determined to extend the terms of this agreement for five-years, at a monthly charge per home, and

NOW THEREFORE, and in consideration of the mutual covenants herein contained, VF Waste Services and the City hereby agree to the terms and conditions herein after set-forth, to wit:

ARTICLE I

Effective September 1, 2020, for a term of 60 months (5 years). During the initial one-year term VF Waste Services will charge a rate of compensation of \$38.11 per home. Such rate shall be held for a one-year period; Thereafter, the rate of compensation shall be adjusted on an annual basis (beginning September 1, 2021) pursuant to Section 12.2 of the contract.

ARTICLE II

This Amendment shall modify the Contract only insofar as it relates to the matters provided here in. All other existing terms and conditions not addressed in this Amendment shall remain in full force and effect and shall control.

VF WASTE SERVICES, INC.

Signed by: _____

Name: _____

Title: _____

CITY OF PINEY POINT VILLAGE

Signed by: _____

Name: _____

Title: _____

CONTRACT FOR
SOLID WASTE COLLECTION AND DISPOSAL SERVICES AND RECYCLING SERVICES
CITY OF PINEY POINT VILLAGE

THIS CONTRACT is made and entered into this 28th day of August, 2017, by and between the City of Piney Point Village, a Type A general law municipality located in Harris County, Texas (hereinafter called "City") and VF Waste Services, Inc., (hereinafter called "Contractor").

For and in consideration of the mutual obligations, covenants, and benefits to be derived Hereunder; City and Contractor do hereby agree as follows:

1. Contractor agrees to furnish all labor and supervision, equipment, trucks, and all other items or services necessary to provide refuse collection, removal and disposal services as specified and to perform all of the work called for and described in the contract documents.
2. As consideration for the services to be performed hereunder by Contractor, the City agrees to pay Contractor, in Harris County, Texas, on or before the fifteenth day of each month immediately following the month in which services are performed by Contractor. Contractor shall be paid the rate(s) set forth in the General Conditions for the services outlined within this Agreement.
3. The contract documents shall include the following documents, and this contract does hereby expressly incorporate same herein as fully as if set forth verbatim in this contract.
 - (a) This instrument;
 - (b) The General Conditions attached hereto; and
 - (c) Any addenda or changes to the foregoing documents agreed to by the parties hereto.
4. All provisions of the contract documents shall be strictly complied with and conformed to by the Contractor, and no amendment to this contract shall be made except upon the express written approval of the parties. No amendment shall be construed to release either party from any obligation of the contract documents except as specifically provided for in such amendment.
5. This contract is entered into subject to the following conditions:
 - (a) Contractor shall procure and keep in full force and effect throughout the term of this contract all of the insurance policies specified in, and required by, the contract documents.
 - (b) Neither the Contractor, nor the City, shall be liable for the failure to perform their duties if such failure is caused by a catastrophe, riot, war, governmental order or regulation, strike, fire, accident, act of God or other similar or different contingency beyond the reasonable control of the parties.
 - (c) Any addenda or changes to the foregoing documents agreed to in writing and signed by the parties hereto.

IN WITNESS WHEREOF, we, the contracting parties, by and through our duly authorized representatives, hereto affix our signatures this

THE CITY OF PINEY POINT VILLAGE

By _____
Mark Kobelan
Mayor

ATTEST:

By: _____
Maggie Carty
City Secretary

VF WASTE SERVICES, INC.
By: _____
Name: _____
Title: _____

**SOLID WASTE COLLECTION
AND DISPOSAL GENERAL CONDITIONS**

1.0 DEFINITIONS

- 1.1 Bags
- 1.2 Bulky Waste
- 1.3 Bundle
- 1.4 City
- 1.5 City Related Parties
- 1.6 Construction Debris
- 1.7 Container
- 1.8 Contract
- 1.9 Contract Documents
- 1.10 Contractor
- 1.11 Contractor Related Parties
- 1.12 Dead Animals
- 1.13 Disposal Site
- 1.14 Garbage
- 1.15 General Conditions
- 1.16 Hazardous Waste
- 1.17 Producer
- 1.18 Refuse
- 1.19 Residential Refuse
- 1.20 Residential Unit
- 1.21 Rubbish
- 1.22 Stable Matter

2.0 SCOPE OF WORK

3.0 TYPE OF COLLECTION

- 3.1 Service Provided
- 3.2 Location of Containers, Bags and Bundles for Collection
- 3.3 Bulky Waste

4.0 OPERATION

- 4.1 Hours of Operation
- 4.2 Routes of Collection
- 4.3 Holidays
- 4.4 Complaints
- 4.5 Collection Equipment
- 4.6 Office
- 4.7 Hauling
- 4.8 Disposal
- 4.9 Notification
- 4.10 Point of Contact

- 5.0 COMPLIANCE WITH LAWS**
- 6.0 EFFECTIVE DATE**
- 7.0 NONDISCRIMINATION**
- 8.0 INDEMNITY**
- 9.0 LICENSES**
- 10.0 TERM**
- 11.0 INSURANCE**
- 12.0 BASIS AND METHOD OF PAYMENT**
 - 12.1 Rates
 - 12.2 Modification to Rates
 - 12.3 Service Adjustments
 - 12.4 Contractors Invoice
- 13.0 FORCE MAJEURE**
- 14.0 OWNERSHIP**
- 15.0 EVENT OF DEFAULT**
- 16.0 RIGHT OF ASSIGNMENT**
- 17.0 CHANGE IN OWNERSHIP OF CONTRACTOR**
- 18.0 NOTICES**

1.00 DEFINITIONS

- 1.1 Bags. - Plastic sacks designed to store Refuse, with sufficient wall strength to maintain physical integrity when lifted by the top. Total weight of a bag and its contents shall not exceed fifty (50) pounds.
- 1.2 Bulky Waste - Stove, refrigerators, water tanks, washing machines , furniture, mattresses, wood doors, fence boards, televisions, lightweight bath tubs, appliances and small amounts of Producer generated construction materials which construction materials shall not to exceed 1 cubic yard or sixty-five (65) pounds per Container) other than Construction Debris, Dead Animals , Hazardous Waste or Stable Matter. Appliances containing refrigerants must have a tag attached to it certifying that a qualified technician has removed the refrigerant.
- 1.3 Bundle - Tree, shrub and brush trimmings or newspapers and magazines generated by a Residential Unit in the normal course of maintenance and securely tied together forming an easily handled package not exceeding five (5) feet in length or fifty (50) lbs in weight or eighteen inches (18") in diameter. Tree trunks must be split into quarter sections.
- 1.4 City - The City of Piney Point Village, a Type "A" general law municipality located in Harris County, Texas.
- 1.5 City Related Parties- The City, its employees, agents, officials, and representatives.
- 1.6 Construction Debris - Waste building materials resulting from construction, remodeling, repair, installation or demolition operations performed by contractors or Producers to include, without limitation , rocks, bricks concrete, dirt, roofing, lumber, carpet, and commercial landscape debris.
- 1.7 Container - A receptacle with a capacity of up to forty-five (45) gallons constructed of plastic, metal or fiberglass, having handles of adequate strength for lifting and having a tight fitting lid capable of preventing entrance into the container by vectors. The mouth of a container shall have a diameter greater than or equal to that of the base. The weight of a Container and its contents shall not exceed sixty-five (65) pound s.
- 1.8 Contract - Contract for Solid Waste Collection and Disposal Services for the City of Piney Point Village by and between the City and Contractor.
- 1.9 Contract Documents - The Contract, General Conditions and any schedules, exhibits, attachments, or addenda attached thereto or changes to the foregoing documents agreed to by the City and the Contractor.
- 1.10 Contractor - The person, corporation or partnership performing Refuse collection and disposal named under the Contract with the City.

- 1.11 Contractor Related Parties - Contractor, its officers, directors, agents, contractors, subcontractors, and each of their respective employees.
- 1.12 Dead Animals - Animals or portions thereof equal to or greater than 10 lbs. in weight that have expired from any cause, except those slaughtered or killed for human use or consumption.
- 1.13 Disposal Site - A Refuse depository including but not limited to sanitary landfills, transfer stations, incinerators, and waste processing/separation centers licensed, permitted or approved by all governmental authorities and agencies having jurisdiction and requiring such licenses, permits, or approvals to receive Refuse and Dead Animals for processing or final disposal.
- 1.14 Garbage - Any and all dead animals of less than 10 lbs in weight except those slaughtered for human consumption; every accumulation of waste (animal, vegetable, and/or other matter) that results from the handling, packing, canning, storage, transportation, decay or decomposition of meats, fish, fowl, birds, fruits, grains or other animal or vegetable matter (including, but not by way of limitation, used tin cans and other food containers; and all putrescible or easily decomposable animal or vegetable waste matter which is likely to attract flies or rodents); except (in all cases) any matter included in the definition of Bulky Waste, Construction Debris, Dead Animals, Hazardous Waste, Rubbish or Stable Matter.
- 1.15 General Conditions - These Solid Waste Collection and Disposal General Conditions.
- 1.16 Hazardous Waste - Waste, in any amount, which is defined, characterized or designated as hazardous by the United States Environmental Protection Agency or appropriate State agency by or pursuant to Federal or State law, or waste, in any amount, which is regulated under Federal or State law. For purposes of this Contract, the term Hazardous Waste shall also include motor oil, gasoline, antifreeze, batteries, tires, paint, and paint cans.
- 1.17 Producer - An occupant of a Residential Unit who generates Refuse and Residential Refuse.
- 1.18 Refuse - This term shall refer to Residential Refuse, Bulky Waste, and Stable Matter generated at a Residential Unit unless the context otherwise requires.
- 1.19 Residential Refuse - All Garbage and Rubbish generated by a Producer at a Residential Unit.
- 1.20 Residential Unit - A dwelling within the geographical limits of the City occupied by a person or group of persons comprising not more than four families. A Residential Unit shall be deemed occupied when either water or domestic light and power services are being supplied thereto. A condominium dwelling, whether of single or multi-level

construction, consisting of four or less contiguous or separate single-family dwelling within any such Residential Unit shall be billed separately as a Residential Unit.

- 1.21 Rubbish - All waste wood, wood products, tree trimmings, grass cuttings, dead plants, weeds, leaves, dead trees or branches thereof, chips, shavings, sawdust, printed matter, paper, pasteboard, rags, straw, used and discarded mattresses, used and discarded clothing, used and discarded shoes and boots, combustible waste pulp and other products such as are used for packaging, or wrapping crockery and glass, ashes, cinders, floor sweepings, glass, mineral or metallic substances, and any and all other waste materials not included in the definition of Bulky Waste, Construction Debris, Dead Animals, Garbage, or Stable Matter, but excluding Hazardous Waste.
- 1.22 Stable Matter - All manure and other waste matter normally accumulated in or about a stable, or any animal, livestock or poultry enclosure, and resulting from the keeping of animals, poultry or livestock.

2.0 SCOPE OF WORK

The work under this Contract shall include all the supervision, materials, equipment, labor and all other items necessary to complete said work in accordance with the Contract Documents.

3.0 TYPE OF COLLECTION

3.1 Service Provided

3.1.1 Contractor shall pick up, twice each week for Municipal Solid Waste (MSW), and once each week for Recycle, from each Residential Unit in the City. Residents are allowed to set out up to twelve (12) items for MSW. These items may be any combination of Bags, Bundles, Containers or items of Bulky Waste, provided, however, that in no event shall Contractor be required to collect more than twelve (12) items per visit, per Residential Unit. The weekly schedule for trash and recycle collection services shall be that one-half (1/2) of the Residential Units in the City will be serviced on Mondays and Thursdays, and the other one-half (1/2) of the Residential Units in the City will be serviced on Tuesdays and Fridays.

3.1.2 Except as otherwise provided in Section 3.1.6 below, Contractor shall utilize standard garbage trucks twenty (20), to twenty five (25), cubic yards in size for the traditional "backdoor" collection of Garbage and Recyclables from each Residential Unit.

3.1.3 Recycle Materials Included/Excluded in Program –

Current items being collected are paper (including newspaper, magazines, phone books, catalogs, junk mail, envelopes, file folders, computer paper, construction paper, colored paper, corrugated cardboard boxes (flattened and bundled), cereal and soda/beer boxes, gift boxes, wrapping paper), containers including aluminum

cans, aluminum foil, plastic bottles/jugs/buckets #1 through #7 (excluding Styrofoam) metal food cans, metal pots and pans, scrap metal like nails, screws and gutters and copper. In the event that the market price for any one (1) or all of the commodities designated to be collected drop to the point that such materials can no longer be sold or processed, WCA will remove that item(s) from the list of those items to be recycled and notify the residents of such changes. Glass bottles and jars will be accepted until which time the recycle facility no longer deems this commodity as recyclable or no longer accepts these items. Contractor will provide 30 days' notice for removing glass from the recycle stream.

- 3.1.4 Collection Schedule – Collection of recyclable materials from each Residential Unit that elects to participate in the recycling program will be performed by Contractor once each week on Wednesday.
- 3.1.5 Recycling Containers - Contractor will, at Contractor's expense, provide each participating Residential Unit with one (1) 35-gallon blue recycling cart.
- 3.1.6 Routes of Collection – Collection routes for the Contractor are established by the attached maps (Exhibits C & D) designating the collection routes for the 25 yard trucks and the mini pick-up trucks for both garbage and recycling. The City has agreed to publish route information on its website at its expense. The Contractor may from time to time request from the City written approval from Council for changes in routes. That approval shall not be unreasonably withheld. Upon the City's approval of the proposed changes, the City shall promptly give appropriate published notice to the affected Residential Units.

In addition to the other requirements of this agreement, Contractor shall in all cases utilize the mini pick-up truck(s) for the traditional "backdoor" collection of Garbage and Recycle for Residential Unit that are located on a street (a) at the end of which a standard garbage truck cannot safely turn around, or (b) on which a garbage truck cannot otherwise be safely operated for any reason.

- 3.1.7 Disposal - Title to all recyclable materials will pass to Contractor when placed in Contractor's collection vehicle. All recyclable materials collected by the Contractor shall be hauled to a processing center. The charge for disposal shall be included in the rate set forth in the Contract for each Residential Unit serviced by the Contractor.

3.2 Location of Containers, Bags and Bundles for Collection

Items to be collected by Contractor shall be located at any suitable "backdoor" location with respect to each Residential Unit that is accessible to Contractor's collection crews during normal business hours. Containers will be returned to their point of origin and all gates and doors, where applicable, will be restored to their original condition by Contractor's collection crews (i.e. close gate if they were closed when the employee arrived); provided, however, that Contractor's collection crews shall not be responsible

for the pick up of Containers that are located behind locked gates, and Contractor's collection crews will not enter inside car garages or homes to collect Containers.

3.3 Bulky Waste

Bulky Waste shall be collected on the second regularly scheduled collection day of each week as set forth under Section 4.02 below. Bulky Waste must be broken down and/or disassembled when possible.

4.0 OPERATION

4.1 Hours of Operation - Collection of Refuse shall not start before 7:00 AM or continue after 6:00 P.M. on the same day. Exceptions to collection hours shall be effected only upon the mutual agreement of the City and Contractor, or when Contractor reasonably determines that an exception is necessary in order to complete collection on an existing collection route due to unusual circumstances.

4.2 Holidays - The following shall be holidays for purposes of this Contract ("Holidays"):

Memorial Day
Independence Day

Thanksgiving Day
Labor Day

If the scheduled collection day falls on any of the above holidays normal service will be rendered on that service day.

If the scheduled collection day falls on any of the below holidays normal service will be suspended for that day and resumed the next regularly scheduled service day.

New Year's Day

Christmas Day

4.3 Complaints - All complaints shall be made directly to the Contractor and shall be given prompt and courteous attention. In the case of alleged missed scheduled collections, the Contractor shall investigate and, if such allegations are verified, Contractor shall arrange for the collection of the Refuse that was missed no later than the business day following the date on which the complaint is received.

4.4 Collection Equipment - The Contractor shall provide an adequate number of vehicles for regular collection services. All vehicles and other equipment shall be kept in good repair, appearance, and in a sanitary condition at all times, in accordance with industry standard. Each vehicle shall have clearly visible on each side the identity and telephone number of the Contractor.

4.5 Office - The Contractor shall maintain an office or such other facilities through which it can be contacted. It shall be equipped with sufficient telephones and shall have a responsible person in charge from 8:00 A.M. to 5:00 P.M. on regular collection days.

- 4.6 Hauling - All Refuse hauled by the Contractor shall be so contained, tied or enclosed so that leaking, spilling or blowing are reasonably prevented.
- 4.7 Disposal - All Refuse collected for disposal by the Contractor shall be hauled to a Disposal Site. The charge for disposal shall be included in the rate set forth in the Contract for each Residential Unit serviced by the Contractor.
- 4.8 Notification - The City shall notify all Producers about complaint procedures, rates, regulations and day(s) for scheduled Refuse collection.
- 4.9 Point of Contact - All dealings, contacts, etc., between the Contractor and the City shall be directed by the Contractor to the City Secretary or other representative designated by the City and by the City to the Contractor's representative.

5.0 COMPLIANCE WITH LAWS

The Contractor shall conduct operations under this Contract in compliance with all applicable laws.

6.0 EFFECTIVE DATE

This Contract shall be effective as of the date of execution hereof.

7.0 NONDISCRIMINATION

The Contractor shall not discriminate against any person because of race, sex, age, creed, color, religion or national origin.

8.0 INDEMNITY

CONTRACTOR HEREBY ASSUMES ALL LIABILITY FOR, AND AGREES TO DEFEND, INDEMNIFY AND HOLD THE CITY RELATED PARTIES HARMLESS FROM ALL CLAIMS, FINES, DAMAGES, LIABILITIES, LOSSES, COSTS, EXPENSES (INCLUDING WITHOUT LIMITATION REASONABLE ATTORNEYS' FEES AND COURT COSTS), PENALTIES, ASSESSMENTS, ENVIRONMENTAL RESPONSE COSTS, AND/OR INJUNCTIVE OBLIGATIONS, WHICH MAY BE SUFFERED OR INCURRED AT ANY TIME BY ANY OF THE CITY RELATED PARTIES, ON ACCOUNT OF INJURIES TO OR DEATH OF ANY PERSONS, DAMAGE TO OR DESTRUCTION OF ANY PROPERTY, AND/OR ANY VIOLATION OF ANY APPLICABLE LAW, RULE, REGULATION, OR ORDER OF ANY GOVERNMENTAL ENTITY, CAUSED BY, ARISING OR RESULTING FROM, OR IN ANY WAY RELATED TO THE AWARDED OR ENTERING INTO OF THIS CONTRACT, ANY BREACH OF THIS CONTRACT BY CONTRACTOR, OR ANY ACT OR OMISSION OF ANY OF THE CONTRACTOR RELATED PARTIES IN THE PERFORMANCE OF THIS CONTRACT.

IT IS THE INTENTION OF THE CITY AND CONTRACTOR THAT THE INDEMNITY OBLIGATIONS OF CONTRACTOR ARE WITHOUT REGARD TO WHETHER THE STRICT LIABILITY, FAULT, CONCURRENT OR CONTRIBUTORY NEGLIGENCE OF ANY OF THE CITY RELATED PARTIES IS A FACTOR AND CONTRACTOR'S OBLIGATIONS ARE INTENDED TO PROTECT THE CITY RELATED PARTIES AGAINST THE CONSEQUENCES OF THEIR OWN STRICT LIABILITY, FAULT, CONCURRENT OR CONTRIBUTORY NEGLIGENCE. Only those matters determined to have been the result of the sole negligence of the City, not caused or contributed to by the negligence or fault of any of the Contractor Related Parties or other third parties, shall be excluded from Contractor's obligations to indemnify. The obligations of this Section 8.00 shall survive the cancellation, expiration, or termination of this Contract and shall be binding upon Contractor, its successors and assigns.

9.0 **LICENSES**

The Contractor shall, at Contractor's expense, obtain all licenses and permits (other than the license and permits granted by the Contract) necessary for the performance of Contractor's services.

10.0 **TERM**

The initial term of this Contract shall begin on the September 1, 2017 and end on August 31, 2020 (the "Initial Term"). Thereafter, this Contract will automatically renew and be extended for up to two (2) successive terms of one (1) year each (the "First Renewal Term" and the "Second Renewal Term", respectively, and collectively referred to herein as the "Renewal Terms"), upon the terms and conditions set forth herein, unless the City provides written notice of non-renewal to Contractor no less than thirty (30) days prior to expiration of the Initial Term or the then existing Renewal Term, as applicable. The Initial Term, together with all properly exercised Renewal Terms, are hereafter collectively referred to as the "Term" of this Contract.

11.0 **INSURANCE**

- (a) Contractor, at Contractor's expense, will procure and maintain the following insurance at all times during the Term of this Contract: (i) Commercial general liability insurance, including contractual liability for duties assumed by Contractor under this Contract, covering claims for personal injury, death and property damage, with limits of no less than \$2,000,000.00 combined single limit each occurrence for bodily injury and property damage, subject to a \$2,000,000.00 general aggregate limit, and providing a deductible not to exceed \$25,000.00 unless otherwise approved by the City in writing; (ii) Business Automobile Liability insurance, including coverage for all owned, non-owned and hired vehicles, with limits of no less than \$1,000,000.00 combined single limit for each accident; (iii) Workers' compensation insurance with limits required by the Workers' Compensation Laws of the State of Texas; (iv) Employer's liability insurance with limits of no less than \$1,000,000.00; (v) Umbrella or Excess Liability insurance with limits of \$3,000,000.00 per occurrence and annual aggregate, except automobile liability, which is not subject to an aggregate, to apply in excess of the

insurance provided for in clauses (i), (ii) and (iv) above; and (vi) Collision, casualty and property damage insurance, providing coverage against collision, fire and such other risks as are from time to time included in standard all-risk insurance policies (including coverage against vandalism and malicious mischief, as applicable), in such amounts as Contractor deems necessary, for all equipment and all items of personal property owned or otherwise used by Contractor in the performance of its obligations under this Contract.

- (b) On or before the date upon which Contractor begins performance of the work provided for under this Contract, Contractor will deliver to the City certificates of the required insurance or such other proof of insurance as the City may require. All such policies of insurance must (i) name the City as an additional insured (other than Workers' Compensation and Employer's Liability Insurance), (ii) provide that the policy will not be cancelled or reduced in coverage unless the City is given 30 days prior written notice, (iii) insure performance of the indemnities of Contractor contained in this Contract, and (iv) be primary coverage, so that any insurance coverage obtained by the City will be in excess thereto. Contractor will deliver to the City certificates of renewal no less than ten (10) days prior to the expiration date of each such policy and will deliver copies of new policies prior to terminating any such policies. All policies of insurance required to be maintained by Contractor will be subject to the approval of the City as to terms, coverage, deductibles and issuer, which approval will not be unreasonably withheld. All insurance policies required by the terms hereof must be issued by insurance companies that are approved and qualified to do business in the State of Texas.
- (c) Contractor hereby waives and releases the City Related Parties of and from any and all right of recovery, claim, action or cause of action for any loss or damage that may occur to the personal property or equipment of Contractor by reason of fire or the elements, regardless of cause or origin, including negligence of any of the City Related Parties. In the event that Contractor sustains a loss by reason of collision, fire, explosion or other casualty that is covered (or could have been covered) by a collision, fire and extended coverage insurance policy or any other type of insurance policy or rider thereto, and such collision, fire, explosion or other casualty is caused in whole or in part by acts or omissions of any of the City Related Parties, then (i) Contractor agrees to look solely to its insurance proceeds (if any), (ii) Contractor will have no claim or right of recovery against the City or any of the other City Related Parties, and (iii) no third party will have any claim or right of recovery by way of subrogation or assignment or otherwise. To the extent that Contractor fails to take out or maintain adequate insurance covering losses from any and all casualties, such failure will be a defense to any claim asserted by Contractor against the City for reason of any loss sustained by Contractor due to collision, fire, explosion or other casualty notwithstanding that such loss might have been proximately caused solely by the negligence of any of the City Related Parties. Contractor agrees to immediately give the insurance companies that have issued policies of insurance covering all risk of direct physical loss, written notice of the terms of the waivers contained in this Section, and to have the insurance policies properly endorsed, if necessary, to prevent the invalidation of the insurance coverage by reason of such waivers.

- (d) If Contractor fails to procure and maintain the insurance required by this Section 11, at the times and for the duration specified in herein, the City shall have the right, but not the obligation, at any time and from time to time, and without notice, to procure such insurance at Contractor's expense, and Contractor will and does hereby agree to reimburse the City upon demand for all reasonable and necessary expenses incurred by the City in performing such obligations, together with interest thereon at the rate of 1% per month. In addition, the City will have the right to offset any amounts paid on behalf of Contractor as provided herein against any amounts thereafter coming due to Contractor under the Contract, without prejudice to any other rights and remedies of the City under the Contract. Contractor's failure to obtain and maintain the required insurance shall constitute a material default under this Contract.

12.0 **BASIS AND METHOD OF PAYMENT**

12.1 **Rates – Shown as Exhibit A**

The prices to be paid by the City for the collection and disposal of Waste Material from all Residential Units and Municipal Facilities shall be as shown on Exhibit A, as adjusted in accordance with Section 12.1 and 12.2 herein, and shall be computed based upon the actual number of Residential Units to which Contractor provided such services during each month of this Contract.

Pass Through Tax/Cost Increases. Contractor may pass through certain cost increases directly to the City to adjust for increases in cost to Contractor due to the disposal facility being used, changes in local, state, or federal rules, ordinances or regulations, and changes in taxes, fees or other governmental charges (other than income or real property taxes).

Except as provided expressly herein, the charges for Contractor's service with respect to this work shall include all transportation costs and disposal fees.

12.2 **Modification to Rates**

Except as otherwise provided by this Contract, the rate of compensation shall remain effective for a period of one (1) year from the Effective Date. The rate of compensation shall thereafter be adjusted once each year on the anniversary of the Contract Effective Date, upon thirty (30) days' prior written notice to the Customer and approval by the Customer, which notice shall include evidence of the increase in the CPI for the relevant period, by the percentage as the Consumer Price Index for All Urban Consumers (published by the United States Bureau of Labor Statistics, Consumer Price Index, U.S. City Average, All Urban Consumers, Water, Sewer and Trash Collection Services, Series # CUUR0000SEHG. Not Seasonally Adjusted, Base Period December 1997 = 100) (the "CPI") shall have increased during the preceding twelve (12) months. The percentage increase of the CPI during the prior twelve (12) month period shall be calculated by determining the percentage difference between (a) the average CPI for the most recent twelve (12) months for which data is available (the "Most Recent Year"),

and (b) the average CPI for the twelve (12) month period immediately prior to the Most Recent Year. In the event that the United States Bureau of Labor Statistics ceases to publish the CPI, the Customer and WCA agree to substitute another equally authoritative measure of change in the purchasing power of the U.S. dollar as may then be available so as to carry out the intent of this provision.

In addition to the above, the Contractor may petition the City at any time for additional rate and price adjustments at reasonable times on the basis of unusual changes in its cost of operations, such as revised laws, ordinances, or regulations; changes in location of disposal sites, an increase in the number of Residential Units such as City growth or annexation; and for other reasons such as an increase in fuel or environmental charges. Such rate adjustments shall be subject to the review and consent of the City.

Contractor may charge an additional fuel surcharge fee (the "Fuel Surcharge") as set forth on Exhibit B attached hereto:

12.3 **Service Adjustments**

During the Term of this Contract, the City will have the right, upon no less than ten (10) days' prior written notice, to add Residential Units to or (upon demolition or vacancy of a Residential Unit) to eliminate Residential Units from the Listed Units. Compensation to Contractor will be based on the rate schedule then in effect (as set forth in Section 12.01 (a) above) times the number of Listed Units as of the first (1st) day of each calendar month.

12.4 **Contractor's Invoices**

Contractor shall invoice City for all the work performed hereunder on a monthly basis, on or before the fifteenth (15th) day of the calendar month immediately following the month in which the services were provided. Contractor's invoices shall equal the approved monthly rate multiplied by the number of Listed Units in the City. The City shall pay the amount due within thirty (30) days following the date of receipt of such invoice. Amounts properly due and owing that have not been paid within ten (10) days following the due date for payment may, at Contractor's option, bear interest at a fluctuating per annum rate equal to the "Prime Rate" for the U.S. (the base rate on corporate loans at large U.S. money center commercial banks) as reported in the Wall Street Journal.

13.0 **FORCE MAJEURE**

The performance of this Contract may be suspended and the obligations hereunder excused in the event and during the period that such performance is prevented by a cause or causes beyond reasonable control of a party. Such causes shall include, but not be limited to, acts of God, acts of war, riot, fire, explosion, accident, flood or sabotage; fuel shortages, lack of power or raw materials; judicial or governmental laws, regulations (provided that neither party shall be required to settle a labor dispute against its own best judgment). Collection of debris and waste generated by a force majeure (such as a hurricane or major weather event) is not included under the terms and conditions of this Contract. In the event of such circumstance, V.F. WASTE SERVICES and the Customer may negotiate collection and rates for such debris and waste.

Disaster Recovery Services (At City's Request) – WCA shall provide debris collection and disposal services which may be required due to damage or destruction from flood, tornado, hurricane, windstorm or any other local disaster. Disaster recovery rates are as follows:

- a. \$125.00 per operating hour for the required crew.
- b. \$275.00 per hour for related equipment.
- c. Disposal is the posted gate rate at local landfill.
- d. Third party services billed to the District as charged by Third Party with 15% mark-up.

14.0 **OWNERSHIP**

Title to Refuse and Dead Animals shall pass to the Contractor when placed in Contractor's collection vehicle, removed by Contractor from a Container, or removed by Contractor from the Residential Unit, whichever last occurs.

15.0 **EVENT OF DEFAULT**

- 15.1 An "Event of Default by Contractor" means Contractor's failure to perform a material obligation hereunder which (a) Contractor does not cure within thirty (30) days after receipt of written notice thereof from the City, or (b) Contractor does not commence to cure within such thirty (30) day period and thereafter diligently complete same if such failure to perform is of a nature that it cannot be reasonably cured within thirty (30) day period.
- 15.2 Except as provided in Section 15.3 below, the City may not terminate this Contract prior to its expiration unless due to an Event of Default by Contractor, provided that the City must give written notice of termination to Contractor within thirty (30) days after the occurrence of such Event of Default by Contractor. Such termination shall be effective on the date specified in such notice but shall be no less than ten and no more than thirty (30) days from the date such notice is given. If the City so terminates this Contract, the City, as its exclusive remedy for damages, may recover liquidated damages from Contractor equal to the charges by Contractor for service hereunder for the month immediately preceding the notice of termination.
- 15.3 Notwithstanding anything to the contrary set forth herein, the City will have the right to terminate the Contract at any time (for any reason or for no reason, at the sole discretion of the City) upon no less than ninety (90) days prior written notice to Contractor.

16.0 **ASSIGNMENT**

Contractor shall not assign this Contract, in whole or in part, or subcontract any material portion of the work provided for hereunder, without the prior written consent of the City. Contractor shall not assign any monies due, or to become due to Contractor hereunder, without the prior written consent of the City. No assignment of this Contract will relieve Contractor of its obligations hereunder unless the City expressly agrees in writing to the release of Contractor

from further liability following such assignment. Any assignment or subcontracting of this Contract by Contractor without the prior written consent of the City shall be void and of no force and effect. This Contract shall inure to and be binding upon the respective successors and permitted assigns of the parties hereto.

17.0 **CHANGE IN OWNERSHIP OF CONTRACTOR**

In the event of a change in ownership of Contractor or its affiliated parent corporation or its major shareholders and/or proprietors, the City shall have the right to cancel this Contract with thirty (30) days written notice to Contractor.

18.0 **NOTICES**

Any notice provided or permitted to be given under this Agreement (other than complaints under Section 4.4) must be in writing and may be served by (a) depositing the same in the United States mail, addressed to the party to be notified, postage prepaid, and certified with return receipt requested; (b) delivering the same by recognized overnight delivery service; (c) delivering the same in person to such party; (d) by facsimile copy transmission with confirmation of receipt; or (e) by electronic transmission. Notice given in accordance with (a) above will be effective when mailed.

Notice given in accordance with (b), (c), or (d) above will be effective upon receipt at the address of the addressee. For purposes of notice, the addresses of the parties will be as follows:

**City of Piney Point Village
Attn: City Administrator
7676 Woodway, Suite 300
Houston Texas 77063
Email: cityadmin@pineypt.org**

**V.F. Waste Services, Inc.
Attn: Matt Graham, Region II VP
8621 Pagewood Lane
Houston, Texas 77063**

Either party hereto may change its address for notice by written notice to the other party given in accordance with the provisions hereof no less than thirty (30) days prior to the effective date of the change.

EXHIBIT A – PRICING

OPTION 1 (CURRENT SERVICE)

BACKDOOR COLLECTION OF SOLID WASTE \$31.00 per home, per month
Twice-weekly backdoor solid waste collection

BACKDOOR COLLECTION OF RECYCLABLES \$7.00 per month
Every –other-week backdoor recycle collection

BULK WASTE COLLECTION: (Included in rate above)

ANNUAL CLEAN-UP EVENT: \$1,000.00
Third Party Document Shredding
Third Party E-Waste/Recycle

OPTION 2

BACKDOOR COLLECTION OF SOLID WASTE \$31.00 per home, per month
Twice-weekly backdoor solid waste collection

BACKDOOR COLLECTION OF RECYCLABLES \$10.00 per month
Once-weekly backdoor recycle collection

BULK WASTE COLLECTION: (Included in rate above)

ANNUAL CLEAN-UP EVENT: \$1,000.00
Third Party Document Shredding
Third Party E-Waste/Recycle

*Contract is subject to fuel (Exhibit B) and applicable taxes

EXHIBIT B – FUEL SURCHARGE TABLE

V.F. Waste Services, Inc. Fuel Surcharge Table			
When the DOE Fuel Price Per Gallon Reported on the First Monday of the Month is:			Your Surcharge will Be:
Min	<	Max	
0 <	<	\$ 0.99	None
\$ 1.00 <	<	\$ 1.49	None
\$ 1.50 <	<	\$ 1.99	1%
\$ 2.00 <	<	\$ 2.49	2%
\$ 2.50 <	<	\$ 2.99	
\$ 3.00 <	<	\$ 3.49	
\$ 3.50 <	<	\$ 3.99	
\$ 4.00 <	<	\$ 4.49	3%
\$ 4.50 <	<	\$ 4.99	4%
\$ 5.00 <	<	\$ 5.49	5%
\$ 5.50 <	<	\$ 5.99	6%
\$ 6.00 <	<	\$ 6.49	7%
\$ 6.50 <	<	\$ 6.99	8%
\$ 7.00 <	<	\$ 7.49	9%
\$ 7.50 <	<	\$ 7.99	10%
\$ 8.00 <	<	\$ 8.49	11%
\$ 8.50 <	<	\$ 8.99	12%
\$ 9.00 <	<	\$ 9.49	13%
\$ 9.50 <	<	\$ 9.99	14%
\$ 10.00 <	<	\$ 10.49	15%

Note: The fuel surcharge fee references the U.S. Department of Energy diesel price U.S. average index for the Gulf Coast Region, which is based on data from the U.S. Energy Information. You can obtain more information by going to <http://tonto.eia.doe.gov>


Karen Farris

From: Karen Farris
Sent: Tuesday, May 4, 2021 3:57 PM
To: City Hall
Subject: WCA to GFL trash service
Attachments: Letter 12-2020.pdf; GFL acquired WCA.pdf

Kimberly,

These are the letters regarding WCA changing to GFL. One of the letters can be put on the newsfeed of the website.

Karen Farris, City Secretary
City of Piney Point Village
713-230-8702



December 2020

Dear Valued Customer,

As you may have already heard, WCA Waste has joined the GFL Environmental group of companies effective October 1, 2020. GFL is North America's fourth largest provider of diversified environmental solutions, providing a comprehensive line of solid and liquid waste management services, as well as infrastructure and soil remediation services, through its platform of facilities across Canada and in 27 states in the United States. We hope to introduce you to all of the benefits of GFL's "One-Stop-Shop" for waste management and recycling services.

As a valued business partner, you have relied on WCA's reputation for providing a broad range of safe, environmental management services and its passionate commitment to its employees, customers, business partners and the environment. This will not change. GFL shares the same values as WCA and intends to continue to build on those values.

What does this mean for you?

WCA's local management teams will continue to lead our operations, sales and customer service groups. On customer-facing matters relating to service, pricing, contracts and partnerships, **all operations will remain business as usual. Your local WCA contacts will stay the same.** Private and public sector customers will continue to be served by your local WCA teams. In the coming months, we expect to have new resources and capabilities to offer our commercial, industrial, residential, and municipal customers.

We want to take this opportunity to thank you for putting your trust in us over the years. Employees from all WCA markets are excited about the new opportunities that lie ahead for us and our customers and communities. We remain committed to providing our customers and communities with the highest level of service in a safe and responsible manner.

With gratitude,

A handwritten signature in black ink, appearing to read 'Patrick Dovigi'.

Patrick Dovigi
Founder & CEO
GFL Environmental



Dear Valued Customer,

On October 1, 2020, GFL Environmental Inc. (“GFL”) acquired WCA Waste Corporation (“WCA”). GFL is delighted to be your new service provider! Rest assured, there will be no disruption to your service and GFL will be operating as “business as usual” during the transition.

GFL is the fourth largest diversified environmental services company in North America and currently operates in 27 states in the United States through its network of high-quality solid and liquid waste assets and is ideally situated to continue to meet the high service standards you have come to expect.

What you can expect from us going forward:

- **We are working hard to minimize changes.** Many of the members of your local team who have always serviced your account will continue to do so as part of GFL. We are committed to providing safe, professional, and quality service that you’ve come to know.
- **We’ll be “Going Green”, so you’ll notice our look start to change over time.** Our trucks will get the GFL logo and a fresh coat of signature green paint, our employees will get new uniforms, the website will change and your invoices will feature GFL branding.
- **We will be moving the WCA website to GFL.** For now, continue using wcawaste.com for all your customer needs. In the coming months, you may receive communication from us regarding next steps that will grant you access to an upgraded MyAccount customer portal, as well as additional GFL opportunities like the Full Circle Project.

GFL is proud to be your local community partner, and we’re here to help whatever your needs.

If you have any questions or concerns, please don’t hesitate to contact us.

Sincerely,

Patrick Devigi
President and Chief Executive Officer
GFL Environmental Inc.



Karen Farris

From: Mark Kobelan <mark@ppvouncil.org>
Sent: Tuesday, April 20, 2021 10:52 AM
To: Karen Farris
Subject: RE: WCA Green for Life

This looks good to me

From: Karen Farris <citysec@pineypt.org>
Sent: Wednesday, April 14, 2021 9:23 AM
To: Mark Kobelan (mark@ppvouncil.org) <mark@ppvouncil.org>
Cc: Cityadmin <cityadmin@pineypt.org>
Subject: FW: WCA Green for Life

Good morning Mayor,

I requested information from WCA/GFL Environmental regarding the transition from WCA to GFL. Will you please review the attached welcome letter from WCA/GFL and let me know if you approve of sending this letter through V-Link and posting on the PPV website?

Thank you,

From: Armando Ortega <armando.ortega@gflenv.com>
Sent: Tuesday, April 13, 2021 10:58 AM
To: Karen Farris <citysec@pineypt.org>
Cc: Anthony Emilio <aemilio@gflenv.com>
Subject: RE: WCA Green for Life

Good Morning Karen –

We were out of the office yesterday, but I wanted to get you the attached GFL Environmental customer welcome letter. At this time, we will communicate any changes as we reach a new customer affecting moment in our transition timeline. At the moment, this has been our only communication to our customers.

Please let me or Tony know if you have any further questions.

Armando Ortega | Customer Service Manager
GFL Environmental
8515 Hwy 6 S, Houston, TX, 77083
T (832) 456-1421 | armando.ortega@gflenv.com | www.gflenv.com

Confidentiality Notice: This email message (including attachments, if any) is intended for the use of the individual or entity to which it is addressed and may contain information that is privileged, proprietary, confidential and exempt from disclosure. If you are not the intended recipient, you are notified that any dissemination, distribution or copying of this communication is strictly prohibited. If you have received this communication in error, please notify the sender and erase this email message immediately.

Karen Farris

From: Armando Ortega <armando.ortega@gflenv.com>
Sent: Tuesday, April 13, 2021 10:58 AM
To: Karen Farris
Cc: Anthony Emilio
Subject: RE: WCA Green for Life
Attachments: 2 - WCA-GFL Customer Welcome Letter.pdf

Good Morning Karen –

We were out of the office yesterday, but I wanted to get you the attached GFL Environmental customer welcome letter. At this time, we will communicate any changes as we reach a new customer affecting moment in our transition timeline. At the moment, this has been our only communication to our customers.

Please let me or Tony know if you have any further questions.

Armando Ortega | Customer Service Manager
GFL Environmental
8515 Hwy 6 S, Houston, TX, 77083
T (832) 456-1421 | armando.ortega@gflenv.com | www.gflenv.com

Confidentiality Notice: This email message (including attachments, if any) is intended for the use of the individual or entity to which it is addressed and may contain information that is privileged, proprietary, confidential and exempt from disclosure. If you are not the intended recipient, you are notified that any dissemination, distribution or copying of this communication is strictly prohibited. If you have received this communication in error, please notify the sender and erase this email message immediately.

From: Karen Farris <citysec@pineypt.org>
Sent: Monday, April 12, 2021 3:26 PM
To: Jeremy Hernandez <jeremy.hernandez@gflenv.com>; Armando Ortega <armando.ortega@gflenv.com>
Cc: Matt Cartier <mcartier@gflenv.com>
Subject: WCA Green for Life

CAUTION: This email originated from outside of the organization. Do not click links or open attachments unless you recognize the sender and know the content is safe.

Good afternoon,

Piney Point would like to inform residents of the change with WCA and GFL. Can you provide an informational sheet explaining what is going on with WCA, changes that may occur or just a general information sheet, that we might be able to post on our website and send out to residents?

Thank you,

Karen Farris, City Secretary
City of Piney Point Village
713-230-8702

This email has been scanned for spam and viruses by Proofpoint Essentials. Click [here](#) to report this email as spam.



December 2020

Dear Valued Customer,

As you may have already heard, WCA Waste has joined the GFL Environmental group of companies effective October 1, 2020. GFL is North America's fourth largest provider of diversified environmental solutions, providing a comprehensive line of solid and liquid waste management services, as well as infrastructure and soil remediation services, through its platform of facilities across Canada and in 27 states in the United States. We hope to introduce you to all of the benefits of GFL's "One-Stop-Shop" for waste management and recycling services.

As a valued business partner, you have relied on WCA's reputation for providing a broad range of safe, environmental management services and its passionate commitment to its employees, customers, business partners and the environment. This will not change. GFL shares the same values as WCA and intends to continue to build on those values.

What does this mean for you?

WCA's local management teams will continue to lead our operations, sales and customer service groups. On customer-facing matters relating to service, pricing, contracts and partnerships, **all operations will remain business as usual. Your local WCA contacts will stay the same.** Private and public sector customers will continue to be served by your local WCA teams. In the coming months, we expect to have new resources and capabilities to offer our commercial, industrial, residential, and municipal customers.

We want to take this opportunity to thank you for putting your trust in us over the years. Employees from all WCA markets are excited about the new opportunities that lie ahead for us and our customers and communities. We remain committed to providing our customers and communities with the highest level of service in a safe and responsible manner.

With gratitude,

A handwritten signature in black ink, appearing to read "Patrick Dovigi". The signature is stylized and fluid.

Patrick Dovigi
Founder & CEO
GFL Environmental



February 17, 2021
Attention Residents

Re: Winter Storm Conditions – Service

Attention Residents,

Services for Bay City/Wharton/Matagorda/Brazoria/Fort Bend/Harris/Montgomery and Waller County have been restored, for all Houston area sites, effective February 18, 2021. As always, the safety of our residents, crews and equipment are our priority, and we look forward to providing your service. With services being suspended Monday-Wednesday, we are anticipating higher-than-normal volumes being placed out at the curb and expecting some delays. In addition, the forecast is still forecasting cold, rainy conditions, but roads appear to be passable. We continue to monitor all conditions and may have later than normal rollouts of our crews Thursday, morning.

Our office and facilities remain closed due to the loss of power; Therefore, office staff, including customer service, will not be available. GFL appreciates your patience as we work through this together and are committed to the safest collection, transportation, and disposal of your solid waste and processing of your recyclables.

Sincerely,

WCA/GFL Municipal Department
WCA/GFL Customer Service Department

Karen Farris

From: Karen Farris
Sent: Monday, October 19, 2020 12:07 PM
To: Trevor Royal; Marjorie West
Cc: Roger Nelson; Henry Kollenberg
Subject: RE: City of Piney Point Amendment

Good morning Trevor & Marjorie,

We will be processing invoices tomorrow. We will not have a payment for WCA this month since we have not received the corrected invoice.

Regards,

Karen Farris, City Secretary
City of Piney Point Village
713-230-8702

From: Trevor Royal <troyal@wcamerica.com>
Sent: Wednesday, October 14, 2020 10:45 AM
To: Karen Farris <citysec@pineypt.org>; Marjorie West <mwest@wcamerica.com>
Cc: Roger Nelson <cityadmin@pineypt.org>; Henry Kollenberg <henry@ppvcouncil.org>
Subject: RE: City of Piney Point Amendment

I am working on pushing this through our system. It was held up by one person and should be released soon. I will have Marjorie forward to you once it is completed. My hope is to have it to you by weeks end.

Sincerely,

Trevor Royal | Municipal Sales Manager
WCA Waste, a GFL Company
1330 Post Oak Blvd 7th Floor, Houston, TX, 77056
T (832) 819-6278 | troyal@wcamerica.com | www.wcawaste.com

Confidentiality Notice: This email message (including attachments, if any) is intended for the use of the individual or entity to which it is addressed and may contain information that is privileged, proprietary, confidential and exempt from disclosure. If you are not the intended recipient, you are notified that any dissemination, distribution or copying of this communication is strictly prohibited. If you have received this communication in error, please notify the sender and erase this email message immediately.

From: Karen Farris <citysec@pineypt.org>
Sent: Wednesday, October 14, 2020 10:30 AM
To: Trevor Royal <troyal@wcamerica.com>; Marjorie West <mwest@wcamerica.com>
Cc: Roger Nelson <cityadmin@pineypt.org>; Henry Kollenberg <henry@ppvcouncil.org>
Subject: RE: City of Piney Point Amendment

CAUTION: This email originated from outside WCA. **Do not** click links or open attachments unless you recognize the source of this email and know the content is safe.

Trevor,

When can we expect the corrected invoice?



Karen Farris, City Secretary
City of Piney Point Village
713-230-8702

From: Trevor Royal <troyal@wcamerica.com>
Sent: Tuesday, October 13, 2020 2:10 PM
To: Karen Farris <citysec@pineypt.org>; Marjorie West <mwest@wcamerica.com>
Subject: RE: City of Piney Point Amendment

Thank you. I had Marjorie track it down this morning and I gave a gentle nudge to the culprit. It should be through our system shortly, and Marjorie will get you a copy of the revised invoice over.

Sincerely,

Trevor Royal | Municipal Sales Manager
WCA Waste, a GFL Company
1330 Post Oak Blvd 7th Floor, Houston, TX, 77056
T (832) 819-6278 | troyal@wcamerica.com | www.wcawaste.com

Confidentiality Notice: This email message (including attachments, if any) is intended for the use of the individual or entity to which it is addressed and may contain information that is privileged, proprietary, confidential and exempt from disclosure. If you are not the intended recipient, you are notified that any dissemination, distribution or copying of this communication is strictly prohibited. If you have received this communication in error, please notify the sender and erase this email message immediately.

From: Karen Farris <citysec@pineypt.org>
Sent: Tuesday, October 13, 2020 1:51 PM
To: Trevor Royal <troyal@wcamerica.com>; Marjorie West <mwest@wcamerica.com>
Subject: RE: City of Piney Point Amendment

CAUTION: This email originated from outside WCA. **Do not** click links or open attachments unless you recognize the source of this email and know the content is safe.

Trevor,

Please see attached approved Renewal amendment. What is the status of the revised invoice?

Thank you,



Karen Farris, City Secretary
City of Piney Point Village
713-230-8702

From: Trevor Royal <troyal@wcamerica.com>
Sent: Tuesday, October 13, 2020 12:13 PM
To: Karen Farris <citysec@pineypt.org>; Marjorie West <mwest@wcamerica.com>
Subject: RE: City of Piney Point Amendment

Karen,

Please see attached copy of the renewal amendment. Please forward a copy to me once the document has been fully executed.

Sincerely,

Trevor Royal | Municipal Sales Manager
WCA Waste, a GFL Company
1330 Post Oak Blvd 7th Floor, Houston, TX, 77056
T (832) 819-6278 | troyal@wcamerica.com | www.wcawaste.com

Confidentiality Notice: This email message (including attachments, if any) is intended for the use of the individual or entity to which it is addressed and may contain information that is privileged, proprietary, confidential and exempt from disclosure. If you are not the intended recipient, you are notified that any dissemination, distribution or copying of this communication is strictly prohibited. If you have received this communication in error, please notify the sender and erase this email message immediately.

From: Karen Farris <citysec@pineypt.org>
Sent: Tuesday, October 13, 2020 10:07 AM
To: Trevor Royal <troyal@wcamerica.com>; Marjorie West <mwest@wcamerica.com>
Subject: RE: City of Piney Point Amendment

CAUTION: This email originated from outside WCA. **Do not** click links or open attachments unless you recognize the source of this email and know the content is safe.

Good morning Trevor & Marjorie,

I wanted to check on the revised invoice. We have not received it yet.

Also, please forward the signed amended contract that was approved on the July 27, 2020 Council Agenda. I'm not sure who you sent it to, but I do not have a copy.

Thank you,



Karen Farris, City Secretary
City of Piney Point Village
713-230-8702

From: Trevor Royal <troyal@wcamerica.com>
Sent: Friday, October 9, 2020 8:46 AM
To: Karen Farris <citysec@pineypt.org>; Marjorie West <mwest@wcamerica.com>
Subject: City of Piney Point Amendment

Marjorie,

Per our conversation please forward the revised invoice to Karen Farris, copied on this correspondence. Karen, the invoice will be ready early next week, due to system processing, but Marjorie will get it to you once completed. I'm truly sorry you received an incorrect invoice from WCA/VF Waste Services.

Sincerely,

Trevor Royal
WCA Region Municipal Sales Manager
832-819-6278

This email has been scanned for spam and viruses by Proofpoint Essentials. Click [here](#) to report this email as spam.

This email has been scanned for spam and viruses by Proofpoint Essentials. Click [here](#) to report this email as spam.

This email has been scanned for spam and viruses by Proofpoint Essentials. Click [here](#) to report this email as spam.

This email has been scanned for spam and viruses by Proofpoint Essentials. Click [here](#) to report this email as spam.

TO: City Council

FROM: Mark Kobelan, Mayor

MEETING DATE: September 25, 2023

SUBJECT: Consideration and possible action on Mayor's Monthly Report.

Agenda Item: 12

Summary:

This agenda item concerns the mayor's reports, which update the Council and Community on City operations.

TO: City Council

FROM: R. Pennington; City Administrator

MEETING DATE: September 25, 2023

SUBJECT: Discuss and take possible action on the City Administrator's Monthly Report, including, but not limited to selected items.

Agenda Item: 13

The City Administrator will provide information for the Council and the community that contains updates on important city initiatives that are not generally included on a city council agenda for action. Some items listed may call for Council approval and/or delegate authorization under the direction of the Council. Note the following items:

A. Financial Related Items:

- i. Financial Report: This report represents a general overview of financial activity through August 2023. Attached is the latest report.
- ii. Disbursement: Bright Landscape Designs; \$17,698.35. This is for the Greenbay Beautification Project between Robbins and Tynebridge, done between 09/05-09/12/2023.
- iii. Disbursement: AR Turnkey Construction; \$1,280,397.05. This is for payment application #1 for project 96-inch Final Design CMP Replacement. A portion of the pay estimate in the amount of \$847,418 will be paid by ARPA funding, and the general fund will cover the rest of the project cost.
- iv. Disbursement: Uretex USA, Inc.; \$39,020.91. This is for the compaction of the subgrade and lifting of the pavement to reestablish positive slopes along Baker Cove.
- v. Reimbursement: 583 Magnolia Circle TCO; \$25,000.00. HDR Engineering approved the final on 08/18/23. The builder had to do some re-work, and that is why they exceeded the allowable time frame by just a few days. All final drainage re-work was inspected and completed by HDR Engineering on 08/24/2023.

B. Update on Specific Use Permit Projects: The purpose of this listing is to share any current information or progress on these major construction programs.

- i. Memorial Drive Elementary School Update.
- ii. St. Francis Episcopal Church Specific Use Permit Update.
- iii. The Kinkaid School Specific Use Permit Update.

- C. Event: Christmas Appreciation Date & Time. We are now tentatively recommending Tuesday, December 5 as our event date so as not to conflict with other area village events.
- D. Discussion and Direction Concerning Maintenance Contract: The maintenance contract with Westco Grounds Maintenance, LLC is set to expire on 11/30/2023. The current agreement will automatically renew for a similar period unless one party notifies the other party in writing of its intention not to renew the Agreement no less than 30 days before the end of that one-year period. Upon renewal, Westco reserves the right to increase prices by a maximum of 3% without additional approval. Staff is seeking direction from the Council regarding renewing the current contract.


Recommendation:

Approve the following required items:

- (1) Disbursement of Bright Landscape Designs at \$17,698.35.
 - (2) Disbursement of AR Turnkey Construction Co. at \$1,280,397.05.
 - (3) Reimbursement of 583 Magnolia Circle TCO at \$25,000.00.
 - (4) Disbursement of Uretek USA, Inc. at \$39,020.91.
- (!) Council insight regarding the Westco Grounds Maintenance Contract.

ITEM A (i.)

FINANCIAL REPORT – AUGUST 2023



CITY OF PINEY POINT VILLAGE FINANCIAL REPORT

AUGUST 2023 PRELIMINARY FINANCIALS

This report represents a general overview of the city's financial operations through August 2023, the eighth month of the fiscal year 2023. Beginning balances are audited. The budgeted numbers in this report represent the amended budget through August.

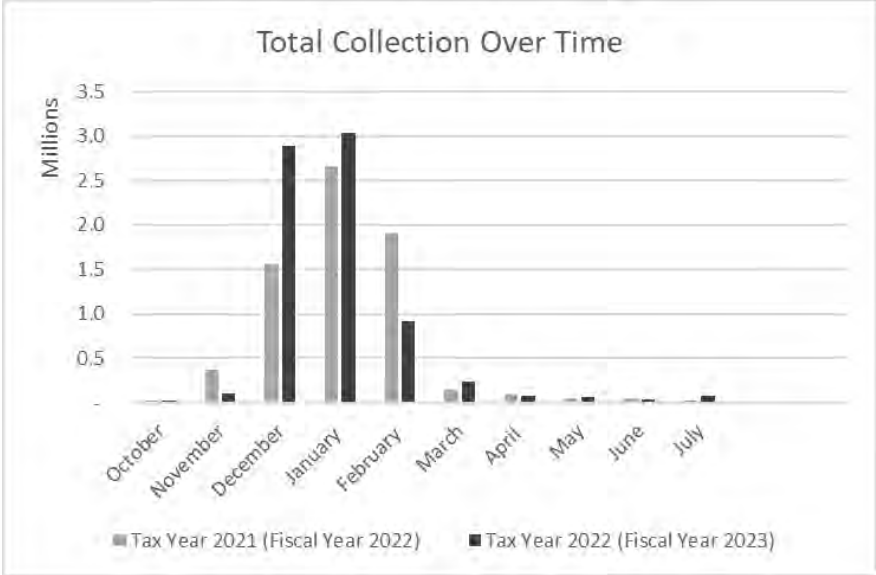
General Fund

	Prior YTD	Budget	Month	YTD
Total Revenues	\$6,949,993	\$8,318,980	\$188,018	\$8,390,596
Total Expenditures	\$4,781,462	\$10,121,883	\$672,383	\$5,414,556
Over/(Under)	\$2,168,531	(\$1,802,903)	(\$484,365)	\$2,976,039

	Prior YTD	Budget	Month	YTD
Operating Revenues	\$6,923,682	\$8,317,980	\$188,018	\$8,296,636
Operating Expenditures	\$4,377,598	\$7,012,707	\$606,295	\$4,778,372
Over/(Under)	\$2,546,084	\$1,305,273	(\$418,278)	\$3,518,264

1. Total revenues are \$8,390,596, or 100.9% of the budget and 20.7% above the last YTD, mainly due to tax collection, building permits issued, and interest earned.
 - a. Property tax is reported at \$6,619,106 for the M&O or 102.2% of the budget. The current YTD amount collected represents 78.9% of the total general fund revenue. General Fund Property Tax is \$1,067,351 more than the last YTD due to the percentage allocation of M&O and timing of tax posting. The adopted rate is \$0.255140, with \$0.224025 designated as M&O and the remaining \$0.031115 as the I&S requirement to finance the annual bond debt. Payments of property taxes are due by January 31, 2023, and delinquent as of February 1, 2023. The City currently contracts with Spring Branch ISD as the tax assessor-collector. The budget incorporates a 99% collection rate on the total property tax revenue. Please note that the SBISD monthly collection report is \$7,462,205.93 versus the amount deposited to our accounts, totaling \$7,545,661.37 (M&O and I&S). The difference is \$83,455.44, with \$94,238.87 as delinquent collected from October through December 2022, and the tax office recognized as 2022 collection.

This amount is then offset by (\$11,231.41) for attorney’s fees - not recorded as actual city collections, and the current month’s net collection is (\$421.01) after the prior tax years adjustment. Please review the monthly tax office report for additional details on adjusted taxable values. Also, collections can vary depending on the deposit date with Spring Branch ISD and the tax rate portion needed to support the fund. Below is a graph illustrating the monthly collection activity comparison on FY22 vs. FY23:



b. Sales Tax collection through August totals \$349,949 or 91.6% of the total annual \$382,000 projection. Beyond August reporting, the Texas Comptroller posted sales tax collections through September showing \$391,250 (cumulative) or \$110,709 greater than last year. The budget projection on sales tax collection represents 4.59% of all general fund revenue. The following chart provides details:

	(\$) Last Fiscal	(\$) Budgeted Projection	(\$) Current Fiscal	(\$) Actual Variance	(%) Actual Variance	(\$) Budget Variance	(%) Budget Variance
January	\$31,043.38	\$33,537.58	\$47,825.22	\$16,781.84	35.09%	\$14,287.64	42.60%
February	\$45,868.05	\$44,395.18	\$67,987.79	\$22,119.74	32.53%	\$23,592.61	53.14%
March	\$20,888.33	\$29,393.37	\$31,502.65	\$10,614.32	33.69%	\$2,109.28	7.18%
April	\$24,894.95	\$24,865.03	\$32,735.34	\$7,840.39	23.95%	\$7,870.31	31.65%
May	\$36,592.44	\$30,103.23	\$46,310.02	\$9,717.58	20.98%	\$16,206.79	53.84%
June	\$27,009.77	\$30,611.13	\$41,905.23	\$14,895.46	35.55%	\$11,294.10	36.90%
July	\$32,601.29	\$29,731.43	\$41,002.27	\$8,400.98	20.49%	\$11,270.84	37.91%
August	\$32,863.31	\$34,200.80	\$37,764.40	\$4,901.09	12.98%	\$3,563.60	10.42%
September	\$28,779.38	\$28,097.16	\$44,216.60	\$15,437.22	34.91%	\$16,119.44	57.37%
TYD	\$280,541	\$284,935	\$391,250	\$110,709	39.46%	\$106,314.60	37.3%

- c. Franchise tax collections booked through August total \$249,392. The amount collected included \$64,317 for the cable franchise, \$181,613 for the electric franchise, and \$3,461 for the telephone/wireless franchise. The city anticipates collecting over \$180K in remaining franchise tax.
 - d. Court revenue is \$98,668, 111.8% of the budget, totaling \$34,818 more than last year. Court fines are \$90,462, and the remaining \$8,206 is primarily restricted for particular uses such as court security and technology. The court operates both in-person and virtual by Zoom. The city collected \$111K in court revenue for 2022. Current trends show a 54.5% improvement in fine/fee collections for 2023.
 - e. Permits and Licenses total \$617,279, 114.7% of the budget projection. Permits and inspection fees total \$561,449; the remaining \$55,830 is for plat reviews, contractor registration, drainage review, and BOA fees. Drainage reviews are currently at \$41,900.
 - f. Alarm registrations are \$25,300, 110.0% of the annual budget projection. This represents \$650 less than the last YTD. Annual alarm registrations are beneficial in maintaining up-to-date emergency information for individual properties.
 - g. Interest revenue continues to outperform at \$271,442, 452.4% of the budget, and a significant increase of \$255,591 more than last year. We expect that interest revenue will continue to improve; the exponential growth will plateau toward year-end. The current trend projects approximately \$430K by the end of the fiscal year.
 - h. Other revenue collections include \$65,500 for scheduled contribution from The Kinkaid School, \$14,854 for first quarter's ambulance revenue from VFD, and \$79,105 recorded as non-operational, mainly from forfeiture of temporary occupancy certificates (\$50K) and storm sewer cost share (\$24K).
2. The city's amended budget allocation is \$10,121,883; operations allocated at \$7,012,707 with \$3,109,176 as capital programming. Total expenditures to date are \$5,414,556, 53.5% of budget and 13.2% more than last YTD. Operating expenditures are \$4,778,372, 68.1% of the budget, \$400,774 more than last YTD.
3. Divisions and categories that are currently trending higher in expenditures are as follows:
- a. Police Services at \$1,783,000 or 73.9% due to the practice of providing an additional service payment at the beginning of the year as agreed for adequate MVPD operational cash flow; in addition is the annual capital expenditure of \$94,591 and auto replacement of 53,333, both annual obligations disbursed in full to the department. This represents a 13.1% increase from last year to date. Police Operations are reported at \$1,635,076, a 6.4% increase over last year.
 - b. Fire Services original budget was \$1,824,868. An approved amendment in March increased the department allocation by \$10,492 to \$1,835,360. The Council approved VFD's second amendment for fire station annex roof repair in April, increasing PPV allocation by \$38,640 to \$1,874,000. The Council approved VFD's third amendment for

personnel and other operation expenses in June, increasing PPV allocation by \$94,768 to \$1,968,767.75. Expenditures are currently at \$1,346,530 or 68.4%. This is a 21.5% increase from last year.

- c. The Building Services expenses are currently at \$223,299 or 79.0% of the budget, which is \$36,429 more than last year. This increase is primarily due to the Urban Forester being reallocated from the Contract Service Division in the current fiscal year. Additionally, credit card processing fees have shown an increase of \$11,000 compared to last year. This rise can be attributed to higher permit fees and contractors paying for permits using credit cards. The city will charge a 3% processing fee to recover some losses from our merchant services fees on October 1.
4. Remaining operations are within expectations (66.67%) and trending lower than last year to date are as follows:
 - a. Total Contract Services at 60.8% of budget and \$76,300 lower than last YTD, mainly due to engineering and legal service expenses billing or activity.
 - b. The Other Public Services at 51.7% of the budget, trending similarly, only \$338 less than last year to date.
 - c. The General Government Division at 63.5% is below target with expectations. Gross wages and benefits line items are at 63.6%, apart from employee insurance trending higher, at \$5,445 from last YTD, due to changes in employee elected dependent coverage. Administrative expenses are 62.7%, and merchant services are \$582 higher due to reallocating alarm registration merchant fees to the general government division. The Council approved a 3% credit card processing fee that will take effect on October 1.
 - d. The Municipal Court Division, at 37.5%, is reporting efficiency in handling higher volume on the docket while maintaining expenditures below budget target. Division expenditures are \$2,666 less than last year to date.
 - e. Public Works at 58.3% is below target with expectation, less than last year by \$4,091, mainly in landscaping maintenance and purchase of street striper machine. Staff continues to monitor the repair and maintenance of road and street signs and will recommend any repairs before year-end.
 5. Capital expenditures at 20.5% of \$636,184, with \$2,472,992 remaining at the time of this report. The following capital projects are scheduled for the current year.
 - a. 96" Stormwater Replacement CIP – (\$181,650): Council awarded the bid to AR Turnkey Construction Co. Inc. at a low bid of \$1,608,975.00 during the special meeting on April 11, 2023. A significant source of project funding is ARPA.
 - b. Tokeneke – Country Squire CIP – (\$305,558): This project is completed.

- c. Other projects include Williamsburg (\$40,804), Bothwell Way, Windermere Outfall Project, Smithdale Landscape/Sidewalk, Greenbay Beautification (\$81,020), Pothole Repairs (27,151.25) and traffic signals.
6. The amended budget uses \$1,802,903 in reserved cash and supports a portion of the \$3,109,176 in capital programs. In 2021, the audited ending balance for the general fund was reported at \$3,679,808. In 2022, the audited revenue over expenditures by \$908,956, increasing fund balance to \$4,588,764. Several unanticipated amendments in fire services restrict budgeted reserves.

Debt Service Fund

	Prior YTD	Budget	Month	YTD
Total Revenues	\$1,387,131	\$909,330	\$1,064	\$961,798
Total Expenditures	\$875,950	\$877,950	\$0	\$876,450
Over/(Under)	\$511,181	\$31,380	\$1,064	\$85,348

7. Revenues are \$961,798, 105.8% of the budget, with \$919,316 from property tax collections. The adopted rate designated for interest and sinking is \$0.031115 as the requirement to finance the annual bond debt. The budget incorporates a 99% collection rate based on trends from past collection years.
- a. Interest revenue has exceeded annual expectations by \$42,482 due to the current interest rates.
8. Expenditures are \$876,450, 99.8% of the budget, as debt service principal payments were fully disbursed.
- a. Two Principal payments were disbursed: \$410,000 for GO Series 2015 and \$380,000 for GO Series 2017.
 - b. In addition, interest payments due include \$13,675 for GO Series 2015 and \$34,650 for GO Series 2017. The city paid the remaining \$36,625 interest payment in July. Current debt obligations are scheduled through 2027.
 - c. Agent fees total \$1,500.
9. Revenues are over expenditures by \$85,348, and debt service restricts a portion of cash to support fund balance. The budget projects an end-year reserve estimated greater than \$30K with a for the debt service fund. The current trend supports higher expectations for the fund due to interest revenue income.

FOR MORE INFORMATION: This summary report is based on detailed information from the City's Administration. If you have any questions or would like additional information on this report, please get in touch with city administration at 713-230-8703.



Piney Point Village TEXAS

Statement of Revenue & Expenditures For Month Ended: August 31, 2023

GENERAL FUND SUMMARY

	PRIOR YTD	CURRENT BUDGET	MONTHLY ACTUAL	YTD ACTUAL	% BUDGET	BUDGET BALANCE
REVENUES						
PROPERTY TAXES	5,551,755	6,475,089	0	6,619,106	102.2%	(144,017)
SALES TAXES	254,210	382,000	37,764	349,949	91.6%	32,051
FRANCHISE TAXES	251,562	432,000	45,272	249,392	57.7%	182,608
COURT REVENUE	63,850	88,241	12,068	98,668	111.8%	(10,427)
PERMITS & INSPECTIONS	399,082	538,150	53,614	617,279	114.7%	(79,129)
ALARM REGISTRATIONS	25,950	23,000	150	25,300	110.0%	(2,300)
GOVERNMENTAL CONT. (METRO)	361,422	136,500	0	0	0.0%	136,500
MISC AND IN LIEN(KINKAID)	0	183,000	0	65,500	35.8%	117,500
INTEREST	15,851	60,000	39,149	271,442	452.4%	(211,442)
TOTAL OPERATING	6,923,682	8,317,980	188,018	8,296,636	99.7%	21,344
OTHER NON-OPERATING PROCEEDS	26,310	1,000	0	93,959	9395.9%	(92,459)
TOTAL NON-OPERATING	26,310	1,000	0	93,959	9395.9%	(92,459)
TOTAL REVENUES	\$6,949,993	\$8,318,980	\$188,018	\$8,390,596	100.9%	(\$71,116)
EXPENDITURES						
<u>PUBLIC SERVICE DIVISION</u>						
POLICE SERVICES	1,576,315	2,412,669	188,728	1,783,000	73.9%	629,669
FIRE SERVICES	1,108,700	1,968,768	174,699	1,346,530	68.4%	622,238
SANITATION COLLECTION	352,960	550,105	45,810	320,671	58.3%	229,434
OTHER PUBLIC SERVICES	11,140	20,900	1,209	10,802	51.7%	10,098
PUBLIC SERVICE DIVISION	3,049,114	4,952,442	410,446	3,461,003	69.9%	1,491,439
<u>OPERATIONS</u>						
CONTRACT SERVICES	348,334	447,382	39,176	272,034	60.8%	175,348
BUILDING SERVICES	186,870	282,500	31,755	223,299	79.0%	59,201
GENERAL GOVERNMENT	630,576	1,035,882	106,748	657,908	63.5%	377,975
MUNICIPAL COURT	17,419	38,250	410	14,753	38.6%	23,497
PUBLIC WORKS	145,285	256,250	17,760	149,376	58.3%	106,874
OPERATION DIVISIONS	1,328,484	2,060,264	195,850	1,317,369	63.9%	742,895
TOTAL PUBLIC & OPERATING	\$4,377,598	\$7,012,707	\$606,295	\$4,778,372	68.1%	\$2,234,334
<u>NON-OPERATING</u>						
CAPITAL PROGRAMS	403,864	3,109,176	66,087	636,184	20.5%	2,472,992
TOTAL NON-OPERATING	403,864	3,109,176	66,087	636,184	20.5%	2,472,992
TOTAL EXPENDITURES	\$4,781,462	\$10,121,883	\$672,383	\$5,414,556	53.5%	\$4,707,326
REVENUE OVER/(UNDER) EXPENDITURES	2,168,531	(1,802,903)	(484,365)	2,976,039		



Piney Point Village TEXAS

Statement of Revenue & Expenditures For Month Ended: August 31, 2023

GENERAL FUND REVENUES

	PRIOR YTD	CURRENT BUDGET	MONTHLY ACTUAL	YTD ACTUAL	% BUDGET	BUDGET BALANCE
<u>Tax Collection</u>						
10-4101 Property Tax (M&O)	5,551,755	6,475,089		6,619,106	102.2%	(144,017)
Total Property Tax :	5,551,755	6,475,089	0	6,619,106	102.2%	(144,017)
10-4150 Sales Tax	254,210.44	382,000	37,764	349,949	91.6%	32,051
Total Tax Collection:	5,805,965	6,857,089	37,764	6,969,055	101.6%	(111,966)
<u>Permits & Inspections</u>						
10-4203 Plat Reviews	8,350	9,750	0	7,000	71.8%	2,750
10-4205 Contractor Registration	8,520	10,650	990	6,180	58.0%	4,470
10-4206 Drainage Reviews	37,550	45,000	7,300	41,900	93.1%	3,100
10-4207 Permits & Inspection Fees	344,162	471,000	45,324	561,449	119.2%	(90,449)
10-4208 Board of Adjustment Fees	500	1,750	0	750	42.9%	1,000
Total Permits & Inspections:	399,082	538,150	53,614	617,279	114.7%	(79,129)
<u>Municipal Court</u>						
10-4300 Court Fines	59,034	85,000	11,005	90,462	106.4%	(5,462)
10-4301 Building Security Fund	1,685	1,100	372	2,872	261.1%	(1,772)
10-4302 Truancy Prevention	1,720	1,116	380	2,931	262.6%	(1,815)
10-4303 Local Municipal Tech Fund	1,376	1,000	304	2,345	234.5%	(1,345)
10-4304 Local Municipal Jury Fund	34	25	8	59	234.6%	(34)
Total Municipal Court:	63,850	88,241	12,068	98,668	111.8%	(10,427)
<u>Investment Income</u>						
10-4400 Interest Revenue	15,851	60,000	39,149	271,442	452.4%	(211,442)
Total Investment Income:	15,851	60,000	39,149	271,442	452.4%	(211,442)
<u>Agencies & Alarms</u>						
10-4508 SEC-Registration	25,950	23,000	150	25,300	110.0%	(2,300)
Total Agencies & Alarms:	25,950	23,000	150	25,300	110.0%	(2,300)
<u>Franchise Revenue</u>						
10-4602 Cable Franchise	61,654	102,000	21,740	64,317	63.1%	37,683
10-4605 Power/Electric Franchise	158,906	296,000	22,702	181,613	61.4%	114,387
10-4606 Gas Franchise	25,391	25,000	0	0	0.0%	25,000
10-4607 Telephone Franchise	2,777	7,000	830	2,611	0.0%	4,389
10-4608 Wireless Franchise	2,833	2,000	0	850	42.5%	1,150
Total Franchise Revenue:	251,562	432,000	45,272	249,392	57.7%	182,608
<u>Donations & In Lieu</u>						
10-4702 Kinkaid School Contribution	0	183,000	0	65,500	35.8%	117,500
10-4703 Metro Congested Mitigation	0	136,000	0	0	0.0%	136,000
10-4704 Intergovernmental Revenues	361,422	500	0	0	0.0%	500
10-4705 Ambulance	0	0	0	14,854		(14,854)
10-4800 Misc. Income	640	500	0	0	0.0%	500
10-4801 Donations	1,706	500	0	55,105	11021.0%	(54,605)
10-4802 Reimbursement Proceeds	2,029	0	0	0	n/a	0
10-4803 CIP Cost Share	21,935	0	0	24,000		(24,000)
Total Donations & In Lieu:	387,732	320,500	0	159,459	49.8%	161,041
TOTAL REVENUES:	\$6,949,993	\$8,318,980	188,018	8,390,596	100.9%	(\$71,616)



Piney Point Village TEXAS

Statement of Revenue & Expenditures For Month Ended: August 31, 2023

GENERAL FUND EXPENDITURES

	PRIOR YTD	CURRENT BUDGET	MONTHLY ACTUAL	YTD ACTUAL	% BUDGET	BUDGET BALANCE
<u>PUBLIC SERVICE DIVISION</u>						
<u>Community Events</u>						
10-510-5001 Community Celebrations	1,597	5,000	0	975	19.5%	4,025
Community Events:	1,597	5,000	0	975	19.5%	4,025
<u>Police Services</u>						
10-510-5010 MVPD Operations	1,536,315	2,264,745	188,728	1,635,076	72.2%	629,669
10-510-5011 MVPD Auto Replacement	40,000	53,333	0	53,333	100.0%	0
10-510-5012 MVPD Capital Expenditure	0	94,591	0	94,591	100.0%	(0)
Police Services:	1,576,315	2,412,669	188,728	1,783,000	73.9%	629,669
<u>Sanitation Collection</u>						
10-510-5030 Sanitation Collection	346,039	539,319	44,912	316,180	58.6%	223,139
10-510-5031 Sanitation Fuel Charge	6,921	10,786	898	4,491	41.6%	6,295
Sanitation Collection:	352,960	550,105	45,810	320,671	58.3%	229,434
<u>Library Services</u>						
10-510-5040 Spring Branch Library	0	1,500	0	0	0.0%	1,500
Library Services:	0	1,500	0	0	0.0%	1,500
<u>Street Lighting Services</u>						
10-510-5050 Street Lighting	9,543	14,400	1,209	9,827	68.2%	4,573
Street Lighting Services:	9,543	14,400	1,209	9,827	68.2%	4,573
<u>Fire Services</u>						
10-510-5060 Villages Fire Department	1,108,700	1,968,768	174,699	1,346,530	68.4%	622,238
Fire Services:	1,108,700	1,968,768	174,699	1,346,530	68.4%	622,238
TOTAL PUBLIC SERVICE:	\$3,049,114	\$4,952,442	\$410,446	\$3,461,003	69.9%	\$1,491,439

		PRIOR YTD	CURRENT BUDGET	MONTHLY ACTUAL	YTD ACTUAL	% BUDGET	BUDGET BALANCE
<u>CONTRACT SERVICE DIVISION</u>							
10-520-5101	Grant Administration	5,250	0			n/a	0
10-520-5102	Accounting/Audit	20,066	25,000	0	19,399	77.6%	5,601
10-520-5103	Engineering	140,561	210,000	24,703	125,667	59.8%	84,333
10-520-5104	Legal	74,233	90,000	8,808	58,995	65.6%	31,005
10-520-5105	Tax Appraisal-HCAD	44,339	58,882	0	33,826	57.4%	25,056
10-520-5107	Animal Control	2,260	1,500	280	520	34.7%	980
10-520-5108	IT Hardware/Software & Support	16,092	40,000	0	18,662	46.7%	21,338
10-520-5109	Urban Forester	29,520	0	0	0	n/a	0
10-520-5110	Mosquito Control	16,013	22,000	5,385	14,965	68.0%	7,035
TOTAL CONTRACT SERVICE DIVISION:		\$348,334	\$447,382	\$39,176	\$272,034	60.8%	\$175,348
<u>BUILDING SERVICE DIVISION</u>							
<u>Building & Inspection Services</u>							
10-530-5152	Drainage Reviews	66,534	103,000	13,661	92,251	89.6%	10,749
10-530-5153	Electrical Inspections	14,490	15,000	2,205	13,185	87.9%	1,815
10-530-5154	Plat Reviews	0	500	0	0	0.0%	500
10-530-5155	Plan Reviews	32,000	50,000	4,000	28,000	56.0%	22,000
10-530-5156	Plumbing Inspections	14,805	18,000	2,250	14,805	82.3%	3,195
10-530-5157	Structural Inspections	26,460	30,000	2,655	21,420	71.4%	8,580
10-530-5158	Urban Forester	0	45,000	3,680	27,720	61.6%	
10-530-5160	Mechanical Inspections	5,850	8,500	1,080	6,885	81.0%	1,615
Building and Inspection Services:		160,139	270,000	29,531	204,266	75.7%	48,454
<u>Supplies and Office Expenditures</u>							
10-530-5108	Information Technology	19,080	0	0	0	n/a	0
10-530-5207	Misc Supplies	0	1,000	0	81	n/a	919
10-530-5211	Meeting Supplies	0	350	0	0	n/a	350
10-530-5213	Office Supplies	0	900	0	300	n/a	600
10-530-5215	Travel & Training	0	250	0	0	n/a	250
Supplies and Office Expenditures:		19,080	2,500	0	381	n/a	2,119
<u>Insurance</u>							
10-530-5403	Credit Card Charges	7,651	10,000	2,224	18,651	186.5%	(8,651)
Insurance:		7,651	10,000	2,224	18,651	n/a	(8,651)
TOTAL BUILDING SERVICE DIVISION:		\$186,870	\$282,500	\$31,755	\$223,299	79.0%	\$41,921

	PRIOR YTD	CURRENT BUDGET	MONTHLY ACTUAL	YTD ACTUAL	% BUDGET	BUDGET BALANCE	
GENERAL GOVERNMENT DIVISION							
<u>Administrative Expenditures</u>							
10-540-5108	Information Technology	1,417	20,000	1,875	12,605	63.0%	7,395
10-540-5202	Auto Allowance/Mileage	6,312	7,200	1,017	6,725	93.4%	475
10-540-5203	Bank Fees	2,592	3,000	0	1,883	62.8%	1,117
10-540-5204	Dues/Seminars/Subscriptions	3,254	3,000	215	3,357	111.9%	(357)
10-540-5205	Elections	0	5,000	0	619	12.4%	4,381
10-540-5206	Legal Notices	0	3,500	472	2,267	64.8%	1,233
10-540-5207	Miscellaneous	1,587	5,000	0	1,617	32.3%	3,383
10-540-5208	Citizen Communication	3,393	5,000	0	3,888	77.8%	1,112
10-540-5209	Office Equipment & Maintenance	5,935	10,000	561	4,466	44.7%	5,534
10-540-5210	Postage	0	1,500	0	360	24.0%	1,140
10-540-5211	Meeting Supplies	7,251	10,000	138	2,006	20.1%	7,994
10-540-5212	Rent/Leasehold/Furniture	91,328	130,000	11,306	92,612	71.2%	37,388
10-540-5213	Supplies/Storage	10,563	10,000	896	7,055	70.5%	2,945
10-540-5214	Telecommunications	6,327	16,000	743	5,660	35.4%	10,340
10-540-5215	Travel & Training	1,335	1,000	0	0	0.0%	1,000
10-540-5216	Statutory Legal Notices	1,230	1,500	0	180	12.0%	1,320
	Administrative Expenditures:	142,523	231,700	17,223	145,300	62.7%	86,400
<u>Wages & Benefits</u>							
10-540-5301	Gross Wages	354,627	598,454	77,741	380,492	63.6%	217,962
10-540-5302	Overtime/Severance	15,064	18,236	762	1,922	10.5%	16,314
10-540-5303	Temporary Personnel	5,222	0	0	5,595	n/a	(5,595)
10-540-5306	FICA/Med/FUTA Payroll Tax Exp	28,289	47,728	5,923	30,146	63.2%	17,582
10-540-5310	TMRS (City Responsibility)	29,321	59,345	0	32,900	55.4%	26,445
10-540-5311	Payroll Process Exp-Paychex	2,159	3,000	440	2,189	73.0%	811
	Wages & Benefits:	434,683	726,763	84,865	453,244	62.4%	273,519
<u>Insurance</u>							
10-540-5353	Employee Insurance	52,752	62,919	4,660	58,197	92.5%	4,723
10-540-5354	General Liability	0	10,000	0	0	0.0%	10,000
10-540-5356	Workman's Compensation	0	4,000	0	(33)	-0.8%	4,033
	Insurance:	52,752	76,919	4,660	58,164	75.6%	18,756
<u>Other</u>							
10-540-5403	Credit Card Charges (Adm)	617	500	0	1,199	239.8%	(699)
	Intergovernmental:	617	500	0	1,199	239.8%	(699)
	TOTAL GENERAL GOVERNMENT DIVISION:	\$630,576	\$1,035,882	\$106,748	\$657,908	63.5%	\$377,975

	PRIOR YTD	CURRENT BUDGET	MONTHLY ACTUAL	YTD ACTUAL	% BUDGET	BUDGET BALANCE
<u>MUNICIPAL COURT DIVISION</u>						
<u>Supplies & Office Expenditures</u>						
10-550-5204 Dues & Subscriptions	0	0	0	0	n/a	0
10-550-5207 Misc Supplies	0	250	0	127	n/a	123
10-550-5211 Meeting Supplies	0	250	0	0	n/a	250
10-550-5215 Travel & Training	79	250	0	150	n/a	100
Supplies and Office Expenditures:	79	750	0	277	n/a	473
<u>Court Operations</u>						
10-550-5403 Credit Card Charges	3,844	12,000	381	2,550	21.3%	9,450
10-550-5404 Judge/Prosecutor/Interpreter	13,244	25,000	29	11,925	47.7%	13,075
10-550-5410 OmniBase Services of Texas	252	500	0	0	0.0%	500
Court Operations:	17,340	37,500	410	14,476	38.6%	23,024
TOTAL MUNICIPAL COURT DIVISION:	\$17,419	\$38,250	\$410	\$14,753	38.6%	\$23,497
<u>PUBLIC WORKS MAINTENANCE DIVISION</u>						
<u>Maintenance & Repair</u>						
10-560-5207 Misc Supplies		0	364	558		(558)
10-560-5500 Public Works Maintenance	894	0	0	0		0
10-560-5501 TCEQ & Harris CO Permits	100	2,000	0	100	5.0%	1,900
10-560-5504 Landscaping Maintenance	81,869	40,000	0	36,243	90.6%	3,757
10-560-5505 Gator Fuel & Maintenance	45	750	175	175	23.4%	575
10-560-5506 Right of Way Mowing	0	40,000	10,623	51,642	129.1%	(11,642)
10-560-5507 Road & Sign Repair	19,663	30,000	1,485	5,529	18.4%	24,471
10-560-5508 ROW Water/Planting	727	2,000	2,770	5,200	260.0%	(3,200)
10-560-5509 Tree Care/Removal	9,962	15,000	0	11,890	79.3%	3,110
10-560-5510 Road/Drainage Maintenance	477	12,000	0	1,719	14.3%	10,281
10-560-5515 Landscape Improvements	29,912	100,000	1,450	20,445	20.4%	79,555
10-560-5516 Equipment Maintenance	1,636	2,500	0	1,332	53.3%	1,168
10-560-5517 Street Maintenance	0	12,000	893	1,793	14.9%	10,207
Maintenance and Repair:	145,285	256,250	17,760	136,626	53.3%	120,182
<u>Other Expenses</u>						
10-560-5600 Capital Equipment		0	0	12,750	n/a	(12,750)
Total Other Expenses			0	12,750		(12,750)
TOTAL PUBLIC WORKS DIVISION:	\$145,285	\$256,250	\$17,760	\$149,376	58.3%	\$107,432

	PRIOR YTD	CURRENT BUDGET	MONTHLY ACTUAL	YTD ACTUAL	% BUDGET	BUDGET BALANCE
<u>CAPITAL OUTLAY PROGRAMS</u>						
<u>General Capital / Maintenance Programs</u>						
10-570-5606 Road/Drainage Projects	15,125	0	0	0	n/a	0
	15,125	0	0	0	n/a	0
<u>Major Capital / Maintenance Programs</u>						
10-570-5702 Paving Improvements			27,151	27,151		
10-570-5806 Drainage and Sidewalks	22,563	0			n/a	0
10-570-5808 Wilding Lane	245,271	0	0	0	n/a	0
10-580-5809 96" Stormwater Replacement	73,468	1,447,000	29,259	181,650	12.6%	1,265,350
10-580-5810 Tokeneke - Country Squire	47,436	384,311	160	305,558	79.5%	78,753
10-580-5821 Williamsburg	0	187,215	3,652	40,804	21.8%	146,411
10-580-5822 Bothwell Way	0	67,500	0	0	0.0%	67,500
10-580-5823 Windermere Outfall Project	0	304,200	0	0	0.0%	304,200
10-580-5824 Smithdale Landscape/Sidewalk	0	178,690	0	0	0.0%	178,690
10-580-5825 Greenbay Beautification	0	440,260	5,865	81,020	18.4%	359,240
10-580-5826 Harris Co. Signal Participation	0	100,000	0	0	0.0%	100,000
	388,739	3,109,176	66,087	636,184	20.5%	2,500,143
TOTAL CAPITAL OUTLAY PROGRAMS:	\$403,864	\$3,109,176	\$66,087	\$636,184	20.5%	\$2,500,143
TOTAL EXPENDITURES:	\$4,781,462	\$10,121,883	\$672,383	\$5,414,556	53.5%	\$4,717,756



Piney Point Village TEXAS

Statement of Revenue & Expenditures For Month Ended: August 31, 2023

DEBT SERVICE FUND

	PRIOR YTD	CURRENT BUDGET	MONTHLY ACTUAL	YTD ACTUAL	% BUDGET	BUDGET BALANCE
REVENUES						
PROPERTY TAXES	1,365,602	899,330	0	919,316	102.2%	(19,986)
Total Property Tax :	1,365,602	899,330	0	919,316	102.2%	(19,986)
INTEREST	21,530	10,000	1,064	42,482	424.8%	(32,482)
TOTAL OPERATING	1,387,131	909,330	1,064	961,798	105.8%	(52,468)
TOTAL REVENUES	\$1,387,131	\$909,330	\$1,064	\$961,798	105.8%	(\$52,468)
EXPENDITURES						
TAX BOND PRINCIPAL	765,000	790,000	0	790,000	100.0%	0
TAX BOND INTEREST	107,950	84,950	0	84,950	100.0%	0
FISCAL AGENT FEES	3,000	3,000	0	1,500	50.0%	1,500
OPERATING EXPENDITURES	875,950	877,950	0	876,450	99.8%	1,500
TOTAL EXPENDITURES	\$875,950	\$877,950	\$0	\$876,450	99.8%	\$1,500
REVENUE OVER/(UNDER) EXPENDITURES	511,181	31,380	1,064	85,348		

City of Piney Point Village
Monthly Tax Office Report
August 31, 2023

Prepared by: Elizabeth Ruiz, Tax Assessor/Collector

A. Current Taxable Value \$ 2,921,073,514

B. Summary Status of Tax Levy and Current Receivable Balance:

	Current 2022 Tax Year	Delinquent 2021 & Prior Tax Years	Total
Original Levy 0.25514	\$ 6,994,791.16	\$ -	\$ 6,994,791.16
Carryover Balance	-	147,884.68	147,884.68
Adjustments	458,035.79	(28,919.02)	429,116.77
Adjusted Levy	7,452,826.95	118,965.66	7,571,792.61
Less Collections Y-T-D	7,400,550.36	3,518.70	7,404,069.06
Receivable Balance	<u>\$ 52,276.59</u>	<u>\$ 115,446.96</u>	<u>\$ 167,723.55</u>

C. COLLECTION RECAP:

Current Month:	Current 2022 Tax Year	Delinquent 2021 & Prior Tax Years	Total
Base Tax	\$ 6,003.17	\$ (6,472.87)	\$ (469.70)
Penalty & Interest	491.89	17.70	509.59
Attorney Fees	406.08	23.20	429.28
Other Fees	(890.18)	-	(890.18)
Total Collections	<u>\$ 6,010.96</u>	<u>\$ (6,431.97)</u>	<u>\$ (421.01)</u>

Year-To-Date:	Current 2022 Tax Year	Delinquent 2021 & Prior Tax Years	Total
Base Tax:	\$ 7,400,550.36	\$ 3,518.70	\$ 7,404,069.06
Penalty & Interest	34,222.90	11,444.84	45,667.74
Attorney Fees	2,705.27	8,928.45	11,633.72
Other Fees	20.40	815.01	835.41
Total Collections	<u>\$ 7,437,498.93</u>	<u>\$ 24,707.00</u>	<u>\$ 7,462,205.93</u>

Percent of Adjusted Levy	<u>99.79%</u>	<u>100.13%</u>
--------------------------	---------------	----------------

MONTHLY TAX OFFICE REPORT
Tax A/R Summary by Year
August 31, 2023

YEAR	BEGINNING BALANCE AS OF 12/31/2022	ADJUSTMENTS	COLLECTIONS	ENDING BALANCE AS OF 08/31/2023
21	\$ 43,690.21	\$ (10,772.40)	\$ 5,203.90	\$ 27,713.91
2020	28,555.27	(6,156.27)	827.65	21,571.35
19	22,688.76	(4,023.31)	2,325.71	16,339.74
18	13,064.06	(3,725.80)	(819.22)	10,157.48
17	4,648.01	(1,890.68)	(1,859.21)	4,616.54
16	4,577.04	(2,190.65)	(2,160.13)	4,546.52
15	4,154.85	0.01	-	4,154.86
14	3,783.69	-	-	3,783.69
13	3,467.82	-	-	3,467.82
12	2,787.74	(115.24)	-	2,672.50
11	3,180.89	-	-	3,180.89
10	3,007.68	-	-	3,007.68
09	2,737.28	-	-	2,737.28
08	2,491.47	-	-	2,491.47
07	2,455.76	-	-	2,455.76
06	2,365.71	-	-	2,365.71
05	75.13	-	-	75.13
04	63.95	-	-	63.95
03	44.68	-	-	44.68
02	44.68	(44.68)	-	-
	<u>\$ 147,884.68</u>	<u>\$ (28,919.02)</u>	<u>\$ 3,518.70</u>	<u>\$ 115,446.96</u>

ITEM A (ii.)

DISBURSEMENT OF BRIGHT LANDSCAPE DESIGNS

PINEY POINT – GREENBAY
BETWEEN ROBBINS AND TYNEBRIDGE

TOTAL OF PROJECT \$ 49,873.28

TO BE DONE BETWEEN SEPTEMBER 5 AND SEPTEMBER 12

APPROXIMATE AMOUNT TO DO ALL BED PREP (I.E. CUTTING, CLEARING AND
ADDING PREMIUM MIX SOIL) AND BULLROCK/GRAVEL AND FLAGSTONE AND
BOULDER INSTALLION IS APPROXIMATELY \$ 17,698.35

LEAVES A BALANCE OF (FOR PLANTING AND MULCH) \$32,174.93

TO BE DONE WHEN DAYS ARE COOLER AND SHORTER, WHENEVER WATER
RESTRICTIONS ARE LIFTED OR TEMPS ARE LOW ENOUGH WHERE 3 WATERINGS
PER WEEK WILL BE SUFFICIENT.

DOES NOT INCLUDE ANY SOD WORK OR ANY OTHER UNFORSEEN
ADDITIONS/CHANGES THAT MAY OCCUR.

ITEM A (iii.)

DISBURSEMENT OF AR TURNKEE CONSTRUCTION COMPANY



September 18, 2023

Mr. Bobby Pennington
City of Piney Point Village
7676 Woodway, Suite 300
Houston, TX 77063

Re: South Piney Point Road 96-inch CMP Replacement Project
City of Piney Point Village
HDR Job No. 10354578

Dear Mr. Pennington:

Enclosed please find one copy of the following items for the above referenced project:

1. AR Turnkee Construction Company, Inc.

The amount of the Pay Estimate No. 1 is **\$1,280,397.05**. The total billing for the project represents 85.08% of the contract amount. As of August 31, 2023, the contract time expended was 32.50%.

HDR Engineering, Inc. has reviewed this application and recommends payment of said application.

If you have any questions, please call me.

Sincerely,

HDR ENGINEERING, INC.

Joseph Moore, P.E., CFM
Project Manager

cc: Mr. Adam Turner – AR Turnkee Construction Company, Inc.
Ms. Josie Jones – AR Turnkee Construction Company, Inc.
Mr. Michael Migaud – Public Management, Inc.



APPLICATION FOR PAYMENT NUMBER: 1

PROJECT: PPV 96-inch Final Design CMP Replacement

CONTRACTOR: AR Turnkey Construction Co., Inc., PO Box 925985, Houston, TX 77292

OWNER: City of Piney Point, 7676 Woodway, Suite 300, Houston, Texas 77063

OWNERS PROJECT NO: _____ **ENGINEERS PROJECT NO:** 10354578

PAY PERIOD FROM: _____ TO: _____

ORIGINAL CONTRACT SUM:	\$ 1,608,975.00
NET CHANGE BY CHANGE ORDER:	\$ -
CONTRACT SUM TO DATE:	\$ 1,608,975.00
INSTALLATIONS:	\$ 1,368,839.00
LESS 10% RETAINAGE ON FIRST \$400,000.00 :	\$ 40,000.00
LESS 5% RETAINAGE:	\$ 48,441.95
LESS PREVIOUS PAYMENTS:	\$ -
AMOUNT DUE THIS APPLICATION:	\$ 1,280,397.05

ACCOMPANYING DOCUMENTATION: Engineer's Estimate No. 1

ENGINEER'S CERTIFICATION:

PAYMENT OF THE ABOVE AMOUNT DUE THIS APPLICATION IS RECOMMENDED

DATE: 9-18-2023

HDR Engineering, Inc.



Joseph Moore, P.E.
Project Manager



ITEM NO.	ITEM DESCRIPTION	UNIT	QUAN.	UNIT PRICE	TOTAL	QUAN. THIS PERIOD	TOTAL THIS PERIOD	QUAN. PREVIOUS PERIOD	TOTAL PREVIOUS PERIOD	TOTAL QUAN. TO DATE	TOTAL AMOUNT TO DATE
Drainage											
1	Mobilization, complete in place, the sum of: (*Fixed Unit Price)	LS	1	\$ 70,000.00	\$70,000.00	1.00	\$70,000.00	0.00	\$0.00	1.00	\$70,000.00
2	Traffic Control, complete in place, the sum of:	LS	1	\$ 45,000.00	\$45,000.00	0.80	\$36,000.00	0.00	\$0.00	0.80	\$36,000.00
3	SWPPP, complete in place, the sum of:	LS	1	\$ 7,000.00	\$7,000.00	0.80	\$5,600.00	0.00	\$0.00	0.80	\$5,600.00
4	Remove and dispose of existing 96-inch storm sewer, all depths, complete in place, the sum of:	LF	580	\$ 105.00	\$60,900.00	580.00	\$60,900.00	0.00	\$0.00	580.00	\$60,900.00
5	Remove and dispose of existing 24-inch storm sewer, all depths, complete in place, the sum of:	LF	90	\$ 50.00	\$4,500.00	0.00	\$0.00	0.00	\$0.00	0.00	\$0.00
6	Remove and dispose of existing storm sewer inlet, all depths, complete in place, the sum of:	EA	2	\$ 750.00	\$1,500.00	2.00	\$1,500.00	0.00	\$0.00	2.00	\$1,500.00
7	Remove and dispose of existing storm sewer junction box, all depths, complete in place, the sum of:	EA	2	\$ 2,500.00	\$5,000.00	2.00	\$5,000.00	0.00	\$0.00	2.00	\$5,000.00
8	9'x9' RCB, ASTM C1433, Class III storm sewer, including bedding and backfill and precast bends, all depths, complete in place, the sum of:	LF	600	\$ 1,821.00	\$1,092,600.00	579.00	\$1,054,359.00	0.00	\$0.00	579.00	\$1,054,359.00
9	24" RCP, ASTM C76, Class III storm sewer, including bedding and backfill, all depths, complete in place, the sum of:	LF	115	\$ 265.00	\$30,475.00	0.00	\$0.00	0.00	\$0.00	0.00	\$0.00
10	12'x10' storm sewer junction box, including bedding and backfill, complete in place, the sum of:	EA	1	\$ 25,400.00	\$25,400.00	0.00	\$0.00	0.00	\$0.00	0.00	\$0.00
11	12'x6' storm sewer junction box, including bedding and backfill, complete in place, the sum of:	EA	1	\$ 22,000.00	\$22,000.00	0.00	\$0.00	0.00	\$0.00	0.00	\$0.00
12	13'x6' storm sewer junction box, including bedding and backfill, complete in place, the sum of:	EA	1	\$ 25,000.00	\$25,000.00	0.00	\$0.00	0.00	\$0.00	0.00	\$0.00
13	4' Dia. storm sewer manway entry installed on 9'x9' RCB, complete in place, the sum of:	EA	1	\$ 11,000.00	\$11,000.00	0.00	\$0.00	0.00	\$0.00	0.00	\$0.00
14	Type E storm sewer inlet, including bedding and backfill, complete in place, the sum of:	EA	3	\$ 8,000.00	\$24,000.00	0.00	\$0.00	0.00	\$0.00	0.00	\$0.00
15	Connect proposed 24" storm sewer pipe to proposed storm sewer box culvert, complete in place, the sum of:	EA	1	\$ 5,000.00	\$5,000.00	0.00	\$0.00	0.00	\$0.00	0.00	\$0.00
16	RCB Outfall Structure, complete in place, the sum of:	EA	1	\$ 84,000.00	\$84,000.00	1.00	\$84,000.00	0.00	\$0.00	1.00	\$84,000.00
17	Trench safety for all storm sewers greater than 5' deep, complete in place, the sum of:	LF	715	\$ 20.00	\$14,300.00	579.00	\$11,580.00	0.00	\$0.00	579.00	\$11,580.00
					\$1,527,675.00		\$1,328,939.00		\$0.00		\$1,328,939.00



ITEM NO.	ITEM DESCRIPTION	UNIT	QUAN.	UNIT PRICE	TOTAL	QUAN. THIS PERIOD	TOTAL THIS PERIOD	QUAN. PREVIOUS PERIOD	TOTAL PREVIOUS PERIOD	TOTAL QUAN. TO DATE	TOTAL AMOUNT TO DATE	
Tree Protection												
18	Tree clearing and grubbing, complete in place, the sum of:	LS	1	\$ 21,000.00	\$21,000.00	1.00	\$21,000.00	0.00	\$0.00	1.00	\$21,000.00	
19	Remove tree 3"-11.99", complete in place, the sum of:	EA	21	\$ 650.00	\$13,650.00	21.00	\$13,650.00	0.00	\$0.00	21.00	\$13,650.00	
20	Remove tree 12"-23.99", complete in place, the sum of:	EA	7	\$ 750.00	\$5,250.00	7.00	\$5,250.00	0.00	\$0.00	7.00	\$5,250.00	
21	Remove tree 24"-36", complete in place, the sum of:	EA	1	\$ 2,000.00	\$2,000.00	0.00	\$0.00	0.00	\$0.00	0.00	\$0.00	
22	Plant 3" tree with 65 gallon container, complete in place, the sum of:	EA	17	\$ 850.00	\$14,450.00	0.00	\$0.00	0.00	\$0.00	0.00	\$0.00	
23	Clearance prune, complete in place, the sum of:	EA	8	\$ 750.00	\$6,000.00	0.00	\$0.00	0.00	\$0.00	0.00	\$0.00	
24	Install Tree protection fence, complete in place, the sum of:	LF	1120	\$ 2.00	\$2,240.00	0.00	\$0.00	0.00	\$0.00	0.00	\$0.00	
25	Install Root pruning trench, complete in place, the sum of:	LF	155	\$ 40.00	\$6,200.00	0.00	\$0.00	0.00	\$0.00	0.00	\$0.00	
					\$70,790.00		\$39,900.00		\$0.00		\$39,900.00	
Supplemental												
26	Extra Cement Stabilized Sand, complete in place, the sum of:	CY	30	\$ 12.00	\$360.00	0.00	\$0.00	0.00	\$0.00	0.00	\$0.00	
27	Installation and removal of piezometers, complete in place, the sum of:	EA	2	\$ 250.00	\$500.00	0.00	\$0.00	0.00	\$0.00	0.00	\$0.00	
28	Extra Bank sand, complete in place, the sum of:	CY	30	\$ 10.00	\$300.00	0.00	\$0.00	0.00	\$0.00	0.00	\$0.00	
29	Coordinate support, adjustment or relocation or power/light poles and/or guy anchors with owner of poles, as required, complete in place, the sum of:	EA	1	\$ 950.00	\$950.00	0.00	\$0.00	0.00	\$0.00	0.00	\$0.00	
30	Well pointing for storm sewers, complete in place, the sum of:	LF	600	\$ 8.00	\$4,800.00	0.00	\$0.00	0.00	\$0.00	0.00	\$0.00	
31	Wet condition bedding for storm sewers, complete in place, the sum of:	LF	600	\$ 6.00	\$3,600.00	0.00	\$0.00	0.00	\$0.00	0.00	\$0.00	
					\$10,510.00		\$0.00		\$0.00		\$0.00	
											DRAINAGE ITEMS TO DATE:	\$1,328,939.00
											TREE PROTECTION ITEMS TO DATE:	\$39,900.00
											SUPPLEMENTAL ITEMS TO DATE:	\$0.00
											TOTAL INSTALLATIONS TO DATE	\$1,368,839.00
											10% RETAINAGE TO DATE (FIRST \$400,000.00):	\$40,000.00
											5% RETAINAGE (Remainder):	\$48,441.95
											LESS PREVIOUS PAY ESTIMATES:	\$0.00
											TOTAL AMOUNT DUE PAY ESTIMATE NO. 1	\$1,280,397.05

INVOICE

2055-1

8/31/2023

FROM: AR TURNKEE CONSTRUCTION COMPANY INC.

PO BOX 925985
HOUSTON, TX 77292
713-469-5952

TO: City of Piney Point Village

c/o HDR
4828 Loop Central Drive Suite 800
Houston, Texas 77081

Re: City of Piney Point Village - South Piney Point Road 96-inch CMP Replacement

AR TurnKee Construction Company Inc. has performed the following work for the above referenced job:

Original Contract Amount	\$ 1,608,975.00
Add'l Charges to Date	\$ -
Contract Amount to Date	\$ 1,608,975.00
Total Completed to Date	\$ 1,368,839.00
Previous Payments	\$ -
Less 10% Retainage First 400K	\$ 40,000.00
Less 5% Retainage of Remainder	\$ 48,441.95
	<hr/>
Total Amount this Invoice	\$ 1,280,397.05

AR TurnKee Construction Co., Inc.
P.O. Box 925985
Houston, TX 77292

City of Piney Point Village - South Piney Point Road 96-inch CMP Replacement
Billing period: Aug-23

Job No. 2055
Pay Estimate # 1

ITEM NO	DESCRIPTION	CONTRACT		UNIT		PREVIOUS		CURRENT		TOTAL TO DATE			% COMPLETE
		QTY	UNIT	PRICE	AMOUNT	QTY	AMOUNT	QTY	AMOUNT	QTY	UNIT	AMOUNT	
<u>Drainage Items</u>													
1	Mobilization, complete in place	1.00	ls	\$70,000.00	\$70,000.00	0.00	\$0.00	1.00	\$70,000.00	1.00	ls	\$70,000.00	100%
2	Traffic Control, complete in place	1.00	ls	\$45,000.00	\$45,000.00	0.00	\$0.00	0.80	\$36,000.00	0.80	ls	\$36,000.00	80%
3	SWPPP, complete in place	1.00	ls	\$7,000.00	\$7,000.00	0.00	\$0.00	0.80	\$5,600.00	0.80	ls	\$5,600.00	80%
4	Remove and dispose of existing 96-inch storm sewer, all depths, complete in place	580.00	lf	\$105.00	\$60,900.00	0.00	\$0.00	580.00	\$60,900.00	580.00	lf	\$60,900.00	100%
5	Remove and dispose of existing 24-inch storm sewer, all depths, complete in place	90.00	lf	\$50.00	\$4,500.00	0.00	\$0.00	0.00	\$0.00	0.00	lf	\$0.00	0%
6	Remove and dispose of existing storm sewer inlet, all depths, complete in place	2.00	ea	\$750.00	\$1,500.00	0.00	\$0.00	2.00	\$1,500.00	2.00	ea	\$1,500.00	100%
7	Remove and dispose of existing storm sewer junction box, all depths, complete in place	2.00	ea	\$2,500.00	\$5,000.00	0.00	\$0.00	2.00	\$5,000.00	2.00	ea	\$5,000.00	100%
8	9'x9' RCB, ASTM C1433, Class III storm sewer, including bedding and backfill and precast bends, all depths, complete in place	600.00	lf	\$1,821.00	\$1,092,600.00	0.00	\$0.00	579.00	\$1,054,359.00	579.00	lf	\$1,054,359.00	97%
9	24 RCP, ASTM C76, Class III storm sewer including bedding and backfill, all depths, complete in place	115.00	lf	\$265.00	\$30,475.00	0.00	\$0.00	0.00	\$0.00	0.00	lf	\$0.00	0%
10	12'X10' storm sewer junction box, including bedding and backfill, complete in place	1.00	ea	\$25,400.00	\$25,400.00	0.00	\$0.00	0.00	\$0.00	0.00	ea	\$0.00	0%
11	12'X6' storm sewer junction box, including bedding and backfill, complete in place	1.00	ea	\$22,000.00	\$22,000.00	0.00	\$0.00	0.00	\$0.00	0.00	ea	\$0.00	0%
12	13'X6' storm sewer junction box, including bedding and backfill, complete in place	1.00	ea	\$25,000.00	\$25,000.00	0.00	\$0.00	0.00	\$0.00	0.00	ea	\$0.00	0%
13	4' Dia. storm sewer manway entry installed on 9'x9' RCB, complete in place,	1.00	ea	\$11,000.00	\$11,000.00	0.00	\$0.00	0.00	\$0.00	0.00	ea	\$0.00	0%
14	Type E storm sewer inlet, including bedding and backfill, complete in place,	3.00	ea	\$8,000.00	\$24,000.00	0.00	\$0.00	0.00	\$0.00	0.00	ea	\$0.00	0%
15	Connect proposed 24" storm sewer pipe to proposed storm sewer box culvert, complete in place,	1.00	ea	\$5,000.00	\$5,000.00	0.00	\$0.00	0.00	\$0.00	0.00	ea	\$0.00	0%
16	RCB Outfall Structure, complete in place	1.00	ea	\$84,000.00	\$84,000.00	0.00	\$0.00	1.00	\$84,000.00	1.00	ea	\$84,000.00	100%
17	Trench safety for all storm sewers greater than 5' deep, complete in place	715.00	lf	\$20.00	\$14,300.00	0.00	\$0.00	579.00	\$11,580.00	579.00	lf	\$11,580.00	81%
					\$1,527,675.00		\$0.00		\$1,328,939.00			\$1,328,939.00	
<u>Tree Protection Items</u>													
18	Tree clearing and grubbing, complete in place	1.00	ls	\$21,000.00	\$21,000.00	0.00	\$0.00	1.00	\$21,000.00	1.00	ls	\$21,000.00	100%
19	Remove tree 3"-11.99", complete in place	21.00	ea	\$650.00	\$13,650.00	0.00	\$0.00	21.00	\$13,650.00	21.00	ea	\$13,650.00	100%
20	Remove tree 12"-23.99", complete in place	7.00	ea	\$750.00	\$5,250.00	0.00	\$0.00	7.00	\$5,250.00	7.00	ea	\$5,250.00	100%
21	Remove tree 24"-36", complete in place	1.00	ea	\$2,000.00	\$2,000.00	0.00	\$0.00	0.00	\$0.00	0.00	ea	\$0.00	0%
22	Plant 3" tree with 65 gallon container, complete in place	17.00	ea	\$850.00	\$14,450.00	0.00	\$0.00	0.00	\$0.00	0.00	ea	\$0.00	0%
23	Clearance prune, complete in place	8.00	ea	\$750.00	\$6,000.00	0.00	\$0.00	0.00	\$0.00	0.00	ea	\$0.00	0%
24	Install Tree protection fence, complete in place	1120.00	lf	\$2.00	\$2,240.00	0.00	\$0.00	0.00	\$0.00	0.00	lf	\$0.00	0%
25	Install Root pruning trench, complete in place	155.00	lf	\$40.00	\$6,200.00	0.00	\$0.00	0.00	\$0.00	0.00	lf	\$0.00	0%
					\$70,790.00		\$0.00		\$39,900.00			\$39,900.00	
<u>Supplemental Items</u>													
26	Extra Cement Stabilized Sand, complete in place	30.00	cy	\$12.00	\$360.00	0.00	\$0.00	0.00	\$0.00	0.00	cy	\$0.00	0%
27	Installation and removal of piezometers, complete in place	2.00	ea	\$250.00	\$500.00	0.00	\$0.00	0.00	\$0.00	0.00	ea	\$0.00	0%

28	Extra Bank sand, complete in place	30.00	cy	\$10.00	\$300.00	0.00	\$0.00	0.00	\$0.00	0.00	cy	\$0.00	0%
29	Coordinate support, adjustment or relocation or power/light poles and/or guy anchors with owner of poles, as required, complete in place	1.00	ea	\$950.00	\$950.00	0.00	\$0.00	0.00	\$0.00	0.00	ea	\$0.00	0%
30	Well pointing for storm sewers, complete in place.	600.00	lf	\$8.00	\$4,800.00	0.00	\$0.00	0.00	\$0.00	0.00	lf	\$0.00	0%
31	Wet condition bedding for storm sewers, complete in place	600.00	lf	\$6.00	\$3,600.00	0.00	\$0.00	0.00	\$0.00	0.00	lf	\$0.00	0%
					\$10,510.00		\$0.00		\$0.00			\$0.00	
Total Base Bid:					\$1,608,975.00		\$0.00		\$1,368,839.00			\$1,368,839.00	

Total Base Bid Plus Change Orders:

\$1,608,975.00	\$0.00	\$1,368,839.00
-----------------------	---------------	-----------------------

Total Completed to Date	\$1,368,839.00
Less 10% Retainage First 400K	\$40,000.00
Less 5% Retainage of Remainder	\$48,441.95
Less Previous Invoice	\$0.00
AMOUNT DUE	\$1,280,397.05

ITEM A (iv.)

DISBURSEMENT OF URETEK USA, INC.



September 18, 2023

Mr. Bobby Pennington
City of Piney Point Village
7676 Woodway, Suite 300
Houston, Texas 77063

Re: Request for Payment – Baker Cove Birdbaths
City of Piney Point Village
HDR Job No. 10336216

Dear Mr. Pennington:

Please find the attached invoices for payment for the above referenced project from Uretek USA, Inc. This is for the compaction of subgrade and lifting of the pavement to reestablish positive slopes along Baker Cove. The City Council approved a quote for the original scope of work for \$33,800. Two change orders were approved by the Mayor, one for \$3,900 and the other for \$1,900 for lifting of additional areas for a total not-to-exceed amount of \$39,600.00. We have reviewed the invoice numbered 30487 and recommend payment in the amount of \$39,020.91.

Sincerely,

HDR Engineering, Inc.

Joseph Moore, P.E., CFM
City Engineer

Enclosures



URETEK USA, INC.

PO Box 1929
Tomball, TX 77377
888-287-3835
<https://uretekusa.com/>

INVOICE

BILL TO
HDR Engineering, Inc
4828 Loop Central Dr
Ste 800
Houston, TX 77081

SHIP TO
HDR Engineering, Inc
4828 Loop Central Dr
Ste 800
Houston, TX 77081

INVOICE 30487
DATE 08/16/2023
TERMS Net 30
DUE DATE 09/15/2023

SALES REP
97 - Robert Vera

PROJECT #
23TX97006

ITEM NO	DESCRIPTION	QUANTITY	RATE	EXTENDED COST
1300	URETEK 486Star Polyurethane Injection	6,003.2164	6.50	39,020.91

Baker Cove Birdbaths
City of Piney Point Village
Injection to stabilize and lift the roadway, back to grade at Baker Cove

SUBTOTAL	39,020.91
TAX	0.00
TOTAL	39,020.91
BALANCE DUE	\$39,020.91

Banking Information
Payment Method: ABA Routing#: 075905787
Bank Name: First Business Bank
Account Number: 1610-599-51
Federal Tax ID:42-1329866



July 25th, 2023

Robert Vera
Project Manager
Uretek USA, Inc.
Tomball, Texas 77377

Re: Notice to Proceed
Baker Cove Birdbaths
City of Piney Point Village

Dear Mr. Vera:

This letter will serve as the Notice to Proceed for the proposed services stated in the attached proposal submitted on July 6th, 2023 (injection to stabilize and lift the roadway back to grade at Baker Cove) for a total fee not to exceed the amount of \$33,800.00. If it is determined that additional material is needed to complete the project resulting in additional cost, please notify HDR immediately for approval prior to use. Costs in excess of the not-to-exceed amount will not be paid without prior approval. Please provide a schedule of the proposed work to HDR as soon as possible.

If you have any questions, please feel free to contact me at our office (713)-622-9264.

Sincerely,

HDR Engineering, Inc.

A handwritten signature in blue ink, appearing to read 'JEM', written over a light blue rectangular background.

Joseph Moore, P.E., CFM
City Engineer

Attachment



PROPOSAL FOR SERVICES

Prepared for:

Joseph Moore
HDR Engineering, Inc - Houston, TX
Baker Cove - Birdbaths

Prepared by:

Robert Vera
Project Manager

URETEK USA, Inc.

(346) 225-4284

rvera@uretekusa.com

www.uretekusa.com

Proposal date:

July 6, 2023



Joseph,

URETEK USA, Inc. is pleased to present this proposal for our safe, non-intrusive, and long-lasting polymer repair solutions. URETEK pioneered and refined the polymer ground injection technology in use today. We have 30 years in the business and over 100,000 (and counting) successful projects to date.

Scope of Work:

There has been some settlement at 1 Baker Cove causing water to pond along the curb-line. There are approx. 4 separate areas of settlement in between the U driveways of 1 and 5 Baker Cove. URETEK USA will inject to stabilize and lift the roadway back to grade. This will allow the water to flow towards the drain as designed.

URETEK USA hereby proposes to furnish all equipment, labor, materials and supervision, unless noted otherwise, to complete the scope of work described above. Changes to the Scope of Work such as an extension of the repair area and/or unforeseen conditions will be performed via Change Order.

URETEK USA will notify you immediately upon discovery of any unforeseen conditions as URETEK USA will not proceed with any additional work without your prior written approval.

Construction Details:

URETEK will perform the following operations:

- If required, Dynamic Cone Penetrometer (DCP) tests at locations chosen by the URETEK Supervisor will be executed. DCP tests will be used to confirm existing subgrade and/or foundation soil conditions, to locate voids, and to assist in determining or confirming injection depth(s). This plan will include depths, spacing, and pattern for all injections. If testing shows additional injection levels are needed, the URETEK Project Manager will get approval from the client prior to proceeding.
- Pavement Profile will be taken every 10 ft. in a longitudinal direction on edges and center of work area. Profile spots will be taken before and after injections and documented for review. During the procedure for void fill and/or pavement lifting, injections will be monitored by laser level, dial indicator, and/or string line.
- For UDI, holes will be vertically drilled to a depth sufficient to penetrate below the pavement and into the subgrade. Injection tubes will be inserted to the required depth(s) determined by the DCP test results. The holes shall be sufficiently spaced to fill voids and realign the pavement.
- Production units will have mounted proportion pumps capable of maintaining proper polyurethane component material temperature, material pressure and proper mixing of component materials.
- Certified and calibrated Flow Meters will read injected material amounts of components ("A" + "B").

Proposed Cost:

Location #1: Baker Cove
29.769373, -95.511818
120' x 24' - 2" max lift
Estimated Pounds: 5,200
Estimated Cost: \$33,800.00

Total Estimated Pounds = 5,200

Total Material Estimate: \$33,800.00

Total Estimate: \$33,800.00

This pricing is valid for up to 30 days from the date of this proposal.

Changes to Scope of Work:

All change orders must be approved in writing and signed on behalf of URETEK and the project site representative.

Items not Included in Quote:

Traffic Control, Bonding/Bond Participation, Saw Cutting, Sales Tax, Joint/Crack Sealing, Milling of Existing Asphalt Wedges (if required)

Payment Terms:

If agreement is by the pound, client will only pay for product installed. Payment terms are net 30 unless the contract states differently.

BuyBoard National Purchasing Cooperative:

URETEK is able to accept purchase orders directly through BuyBoard (<https://www.buyboard.com>). Pricing is based off of BuyBoard Contract #635-21.

Warranty:

URETEK will provide a two-year unconditional warranty against settlement of more than 1/2" in pavement structures that have been injected. In the unlikely event that movement of more than 1/2" occurs in the injected pavement structure, URETEK will return to inject the pavement structure to lift to proper grade at no charge to the owner. If traffic control is not included in this proposal, URETEK would require that any traffic control required to perform the warranty work be provided by the owner.

Any bonded project shall only provide a one-year warranty from date of substantial completion. This shall not impact the URETEK two-year unconditional warranty described above.

This warranty shall be null if:

- The DCP tests reveal problems deeper than the approved injection plan and the client chooses not to address those problems at the time of this project.
- The client does not perform joint repair and/or crack sealing after URETEK completes their work on the pavement.

Concealed or Unknown Conditions:

It is the responsibility of the owner to provide as-built drawing and site condition information to URETEK before our crew gets on-site to work on a project for the owner. Site condition information includes, but not limited to soil borings reports, pavement structure drawings, water table information, and architectural drawings of structures in the work area. If it is known that there is underground infrastructure: pipes, culverts, duct banks, conduit, etc. in the proposed work area, the owner must identify them prior to work being started. URETEK will be placing tubes into the ground and injecting a low viscosity liquid. While in the liquid phase, the polymer will flow to the weakest area it encounters. If there are cracked or disjointed pipes, culverts, duct banks, conduits, etc., the structure may be infiltrated and filled with polymer. Unless noted by the owner, URETEK will proceed under the assumption that all underground infrastructure is sound. URETEK will not be held responsible for any harm, damage, or costs to repair or replace said structures that are in disrepair or have open joints.

Indemnification & Hold Harmless:

To the fullest extent permitted by law, the Subcontractor shall indemnify and hold harmless the Contractor, the Contractor's other subcontractors, the Architect, the Owner and their agents, consultants and employees (the Indemnities) from all claims for bodily injury and property damage other than to the Work itself that may arise from the performance of the Subcontract Work, including reasonable attorneys' fees, costs and expenses, that arise from the performance of the Work, but only to the extent caused by the negligent acts or omissions of the Subcontractor, the Subcontractor's Sub Subcontractors or anyone employed directly or indirectly by any of them or by anyone for whose acts any of them may be liable. This indemnity includes if the Subcontractor or any of its agents, employees, suppliers, or lower-tier Subcontractors utilize any machinery, equipment, tools, scaffolding, hoists, lifts or similar items owned, leased, or under the control of the Contractor. The Subcontractor shall be entitled to reimbursement of any defense cost paid above Subcontractor's percentage of liability for the underlying claim to the extent attributable to the negligent acts or omissions of the Indemnities.

Schedule:

Schedule will be discussed between URETEK and client after all paperwork has been approved by both sides. Operations can accommodate day or night/weekday and/or weekend work depending on the client's schedule. Traffic can be returned to the project area 15 minutes after our last injection.

Merit Shop Contractor:

URETEK USA, Inc. is a merit shop contractor and all services provided by this proposal will be on a merit shop basis. All reference to labor agreement of any kind, or alluded to, in a contract in principle or a sub-contract, are set aside and not part of this proposal.

Operating Classification:

Primary NAICS:

237310 - Highway, Street, and Bridge Construction

Secondary NAICS:

237110 - Water and Sewer Line and Related Structures Construction

237990 - Railroad Construction & Other Heavy and Civil Engineering Construction

236118 - Remodeling Construction

236210 - Industrial Building Construction

236220 - Construction (including new work, additions, alterations, maintenance, and repairs) of Commercial and Institutional Buildings and Related Structures

238190 - Other Foundation, Structure, and Building Exterior Contractors

238990 - Specialized Trade and Site Preparation

Unique Entity Identifier (UEI) #: PRF6YC157PH5

DUNS #: 556910990

CAGE code: 1T9Y9

URETEK USA, Inc. is an Equal Opportunity Employer hiring minority, disadvantaged, disabled, and veteran personnel. URETEK can also help you achieve your DBE goals.

From: Moore, Joseph
Sent: Thursday, August 10, 2023 2:07 PM
To: Bobby Pennington
Cc: mark@ppvcouncil.org; Moylan, Gracie
Subject: RE: Baker Cove Pavement Lifting

Okay, we will inform them. Thanks,

Joe Moore, P.E., CFM
P 713.622.9264 D 713.576.3660

hdrinc.com/follow-us

From: Bobby Pennington <bpennington@pineypt.org>
Sent: Thursday, August 10, 2023 1:07 PM
To: Moore, Joseph <Joseph.Moore@hdrinc.com>
Cc: mark@ppvcouncil.org; Moylan, Gracie <Gracie.Moylan@hdrinc.com>
Subject: Re: Baker Cove Pavement Lifting

CAUTION: [EXTERNAL] This email originated from outside of the organization. Do not click links or open attachments unless you recognize the sender and know the content is safe.

Yes, please add this task as the crew is on site and can remedy the problem.

Get [Outlook for iOS](#)

From: Moore, Joseph <Joseph.Moore@hdrinc.com>
Sent: Thursday, August 10, 2023 1:04:43 PM
To: Bobby Pennington <bpennington@pineypt.org>
Cc: mark@ppvcouncil.org <mark@ppvcouncil.org>; Moylan, Gracie <Gracie.Moylan@hdrinc.com>
Subject: RE: Baker Cove Pavement Lifting

Bobby,

We asked Uretek to check on the complaint we received yesterday and that I brought up last night at #4 Baker Cove. Uretek surveyed this area and noted that the settlement is not near as significant as the other locations at maximum an 1-inch settlement over about 20-feet. They said that they could address this issue with less than 300-lbs of material for a not-to-exceed amount of \$1,900 if the City would like.

I'll note that this bird bath does not appear to be near as deep as the other locations, we did not even note it when doing the original site visit, but it does appear to be located right at the resident's driveway which may cause more irritation than ordinarily. It may be beneficial to address it while Uretek is on-site but it is the City's decision.

Please let us know if y'all would like to add this to the project.

Thanks,

Joe Moore, P.E., CFM
P 713.622.9264 D 713.576.3660

hdrinc.com/follow-us

From: Bobby Pennington <bpennington@pineypt.org>
Sent: Thursday, August 10, 2023 12:36 PM
To: Moore, Joseph <Joseph.Moore@hdrinc.com>
Cc: mark@ppvcouncil.org; Moylan, Gracie <Gracie.Moylan@hdrinc.com>
Subject: Re: Baker Cove Pavement Lifting

CAUTION: [EXTERNAL] This email originated from outside of the organization. Do not click links or open attachments unless you recognize the sender and know the content is safe.

Understood and approved.

Get [Outlook for iOS](#)

From: Moore, Joseph <Joseph.Moore@hdrinc.com>
Sent: Thursday, August 10, 2023 12:34:38 PM
To: Bobby Pennington <bpennington@pineypt.org>
Cc: mark@ppvcouncil.org <mark@ppvcouncil.org>; Moylan, Gracie <Gracie.Moylan@hdrinc.com>
Subject: Baker Cove Pavement Lifting

Bobby,

As we discussed on the phone, Uretek is on Baker Cove working to lift the bird bathes previously identified. Part of their process is to survey the gutter line to verify they are lifting the pavement to a grade that will reduce/eliminate the ponding. While doing that they noted that there is another bird bath further down the street with a 1.5-inch settlement. Attached is a photo of the depression, most notable near the PVC pipe stubout through the curb. Uretek provided a cost of \$2,500-\$3,900 to address this concern using approximately 400 lbs of polyurethane. This potential change order is between a 7-11% increase to the project amount, less than the allowable 25% increase. It is recommended that this additional settlement be raised while Uretek is onsite to take advantage of the one time mobilization.

You spoke with the Mayor and received approval for this additional expenditure and noted that it could be formally ratified by Council at the next Council meeting. We will inform Uretek that they are approved to address this extra settlement for a not-to-exceed amount of \$3,900.

Please let me know if you have any questions.

Thanks,

Joe Moore, P.E., CFM
Project Manager

HDR

ITEM A (v.)

REIMBURSEMENT OF 583 MAGNOLIA CIRCLE

Check Refund Request

(Temporary Certificate of Occupancy)

Date Request: 09/19/2023	Check Request Amount: \$25,000.00	Trans Code: Incode
Original Credit Card Date: 06/29/2023.	Original Credit Card Processed Date: 06/30/2023.	Property Address: 583 Magnolia Circle (New Single Family)
Permit #: Incode; P# 17741	Applicant Name: Betty Geraci	Contact Phone Number: [REDACTED]
Builder Contact Name and Address: Betty Geraci & Justin Taghi TKT Construction Co; 2929 Allen Parkway Suite 200 Houston, Texas 77019 [REDACTED]	Original Resident Address:	*Notes: The resident paid the deposit for the temporary certificate of occupancy. Letter on file for the extension expired on 08.21.2023. HDR Engineering approved the final as built on 08.18.2023. The builder had to do some re-work and that is why they exceeded the allowable time frame by just a few days. All final drainage re-work was inspected and completed by HDR Engineering on 08.24.2023.
Builder Phone & E-Mail; Betty Geraci [REDACTED] Justin Taghi [REDACTED] [REDACTED]	Resident Name Dr. John J. Alappatt 583 Magnolia Circle Houston, Texas 77024.	Original Permit Number: P# 17441
Original Receipt Transaction Receipt: #00025291 Trans: # 110.0000 Term: 998 Ref: Credit Card/Visa Date: 06/30/2023 Time: 08:55 a.m.	Notes; See the attached copy of all supporting documents. Pending city council approval.	Make Check Payable: Dr. John J. Alappatt 583 Magnolia Circle Houston, Texas 77024.
	Check Date:	Account Number:
	Check Number:	Approved By:
Requested by : <i>Annette Arriaga</i>	Notes: Recommend approval.	Check Refund Amount \$25,000.00 Temp Certificate of Occupancy Deposit

Credit Card Authorization Form

City of Piney Point Village, Texas

*** ALL FIELDS ARE REQUIRED *** **FILE COPY**

Date: 6/29/2023

1. Project Information

City of Piney Point Project Address: 58

Project Permit Number: 17441

Reason for Payment: Contractor Regist

Temporary

2. Card Information

Company Name: _____

Name on Credit Card: John J

Card Type: VISA MASTERCARD

Credit Card Number: 8

Expiration Date: 3-4 D



CITY OF PINEY POINT VILLAGE
713-782-0275

**** R E P R I N T R E C E I P T ****

REC#: 00025291 6/30/2023 8:55 AM

OPER: AA TERM: 998

REF#: VISA

ACCT #: XXXXXXXXXXXXXXXXXX

AUTH #: 08797D

TRAN #: _____

TYPE: PURCHASE

ENTRY MODE: MANUAL

TRAN: 110.0000 GAS METER DEPOSIT

JOHN J ALAPPATT

REF 583 MAGNOLIA CIR HOU TX

Gas Meter Deposit 25,000.00CR

TENDERED: 25,000.00 CREDIT CARD

APPLIED: 25,000.00-

CHANGE: 0.00

Payments can be made online

HWB.

ten, Tx 77024

Permit

114



City of Piney Point Village

7676 WOODWAY DR., SUITE 300
HOUSTON, TX 77063-1523

TELEPHONE (713) 782-0271
FAX (713) 782-0281

Thursday, July 6, 2023

TKT Construction, LLC
Justin Taghi & Betty Geraci
2929 Allen Parkway, Suite #200
Houston, Texas 77019

RE: Temporary Certificate of Occupancy

Ref: 583 Magnolia Circle, Houston, Texas 77024 (City of Piney Point Village)

The City of Piney Point Village is issuing a Temporary Certificate of Occupancy authorizing your occupancy of 583 Magnolia Circle before the completion of the final City checklist.

Your signature below indicates that you have agreed to complete all City requirements within the next (45) days. Specifically, you agree that the \$25,000 fiscal security posted to the city will serve as a security to the city that the following items will be completed no later than the end of the day, **Monday, August 21st of 2023.**

- Final As-Built Topo Survey
- Drainage Final
- MVWA Clean Out Inspection

Failure to comply with or complete any item on the City's checklist for occupancy by the agreed upon such time, will result in the city revoking the Temporary Certificate of Occupancy and levying a fine of \$2,000 per day, to be taken from the posted security.

By signing below, you are acknowledging that you have requested and been given a Temporary Certificate of Occupancy and failure to perform as agreed will result in the revocation of the Temporary Certificate of Occupancy.

Sincerely,

Robert Pennington
City Administrator/City of Piney Point Village

Agreed: (Builder) Justin Taghi: _____

Agreed: (Builder) Betty Geraci: _____

Agreed: (Resident) John J. Alappatt: _____



City of Piney Point Village

7676 WOODWAY DR., SUITE 300
HOUSTON, TX 77063-1523

TELEPHONE (713) 782-0271
FAX (713) 782-0281

CITY OF PINEY POINT VILLAGE

Certificate of Occupancy



THIS FORM WAS PRINTED ON 8/24/2023

583 MAGNOLIA CIRCLE

This Certificate issued pursuant to the requirements of the Standard Building Code certifying that at the time of issuance, this structure was in compliance with the various ordinances of the Jurisdiction regulating building construction or use.

PROJECT #: 17741

OCCUPATION TYPE: NW SINGLE FAMILY HOME

PROPERTY OWNER: JOHN ALAPPATT

BUILDER/CONTRACTOR NAME: TKT CONSTRUCTION LLC

**FINAL AS BUILT TOPO APPROVED
ORIG ON 08/10/2024 & 08/18/2024**

**REQUESTED A
DRAINAGE REVISION TO
MADE, APPROVED ON
08/18/2023**

**FINAL
INSPECTION
COMPLETED
ON 08/24/2023**

PROJECT COMPLETION DATE: August 24, 2023


APPROVED BY


DATE

Annette R. Arriaga
Director of Planning, Development & Permits



August 18, 2023

Arivinder Singh Riar
Nexgen Engineers LLC
5600 Northwest Central Drive #230
Houston, Texas 77092

Re: On-Going Services
Drainage Review of 583 Magnolia Circle – Seventh Revision, First Submittal
Piney Point Village, Texas
HDR Job No. 10361768

Dear Mr. Riar:

We are in receipt of the proposed drainage plan for the above referenced address, with engineer seal dated 8/18/2023. Based on the proposed drainage layout provided in the plan sheets, the City interposes no objection to the proposed temporary and permanent drainage system. Please note that this does not necessarily mean that the entire drainage plan, including all supporting data and calculations, has been completely checked and verified. However, the drainage plan and calculations are signed, dated, and sealed by a professional engineer licensed to practice in the State of Texas, which therefore conveys the engineer's responsibility and accountability.

Please contact Ms. Annette Arriaga with the City of Piney Point Village at 713-782-0271 to obtain your copy of the approved set of plans and permit.

Please be advised that one of the requirements for a Certificate of Occupancy to be issued is that an as-built plan must be submitted to the City and approved. Please inform the Contractor and Homeowner of this requirement.

Sincerely,

HDR Engineering, Inc.

Aaron Croley, P.E., CFM
Project Engineer

Cc: Annette Arriaga – City of Piney Point Village

hdrinc.com

4828 Loop Central Drive, Suite 800
Houston, TX 77081-2220
T (713) 622-9264 F (713) 622-9265
Texas Registered Engineering Firm F-754

BENCHMARK
 CITY OF PINEY POINT BENCHMARK NO. 1
 GENERAL LOCATION: ON SOUTH END OF EAST
 HEADWALL @ PINEY POINT RD. SOUTH OF HOLIDAY
 WAY. 2" BRASS DISK IN CONC. STAMPED "BM 1"
 SURVEYED MARCH 2006. LANDTECH CONSULTANT, INC.
 ELEV. = 74.53 FEET
 NAVD 83, 2001 ADJUSTMENT
 ELEVATIONS SHOWN ARE 2001 ADJUSTMENT.

LOCALITIES
 TO BE SHOWN
 ON ALL LOTS
 TO BE SHOWN
 ON ALL LOTS
 TO BE SHOWN
 ON ALL LOTS

No Objections Taken
8/18/2011

EXISTING LOT IS OUTSIDE 100
 YEAR FLOODPLAIN AND IS 300
 FEET WIDE TABLE FOR 3 YRS. PLUM

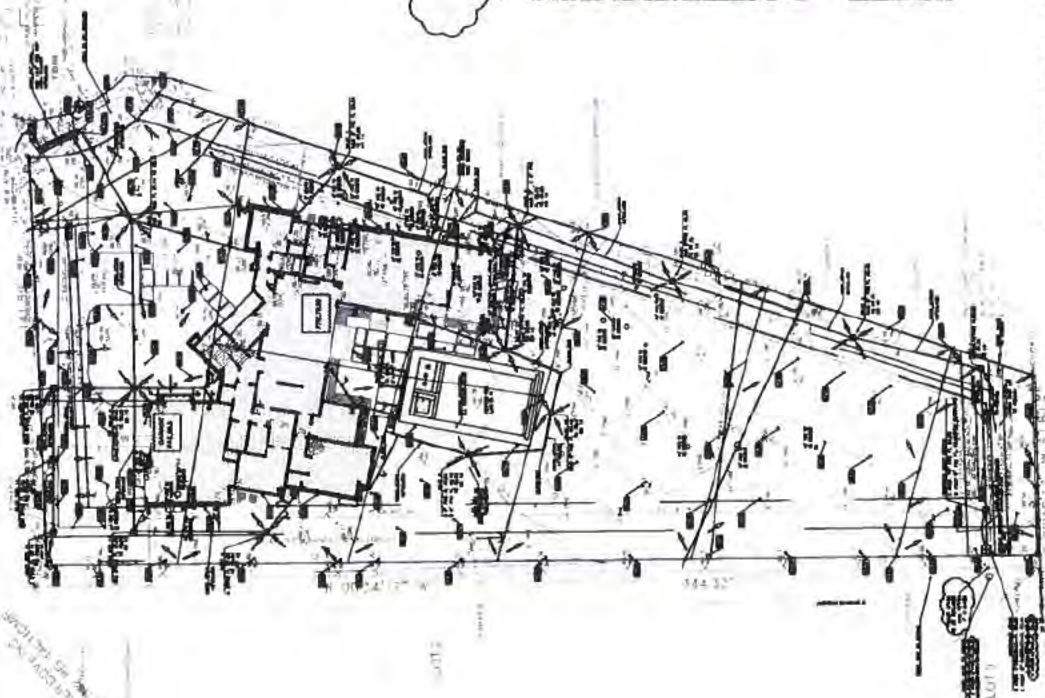
ANY PROVISIONS IN THE SUB-DIVISION OF LOTS TO BE MADE BY THE
 SUBDIVISION AND ABOVE MUST BE COMPLETED BY THE
 SUBDIVISION TO BE ELIGIBLE FOR CONSTRUCTION OF THE DRAINAGE
 SYSTEM.

SEE THE PLAN SHEET FOR THE
 LOCATION OF THE
 300 AND 600' x 600'


ALL LOTS ARE TO BE
 SUBDIVIDED INTO LOTS
 OF APPROXIMATELY 100
 FEET BY 100 FEET

1. ANY AREAS OF LOTS WITHIN THE CITY LIMITS OF THE CITY WHICH ARE WITHIN OR ON THE
 BOUNDARIES OF THE CITY SHALL BE RELOCATED WITHIN THE CITY LIMITS.
2. ANY AREAS OF LOTS WITHIN THE CITY WHICH ARE WITHIN OR ON THE BOUNDARIES OF THE
 CITY SHALL BE RELOCATED WITHIN THE CITY LIMITS.
3. ANY AREAS OF LOTS WITHIN THE CITY WHICH ARE WITHIN OR ON THE BOUNDARIES OF THE
 CITY SHALL BE RELOCATED WITHIN THE CITY LIMITS.
4. ANY AREAS OF LOTS WITHIN THE CITY WHICH ARE WITHIN OR ON THE BOUNDARIES OF THE
 CITY SHALL BE RELOCATED WITHIN THE CITY LIMITS.
5. ANY AREAS OF LOTS WITHIN THE CITY WHICH ARE WITHIN OR ON THE BOUNDARIES OF THE
 CITY SHALL BE RELOCATED WITHIN THE CITY LIMITS.
6. ANY AREAS OF LOTS WITHIN THE CITY WHICH ARE WITHIN OR ON THE BOUNDARIES OF THE
 CITY SHALL BE RELOCATED WITHIN THE CITY LIMITS.
7. ANY AREAS OF LOTS WITHIN THE CITY WHICH ARE WITHIN OR ON THE BOUNDARIES OF THE
 CITY SHALL BE RELOCATED WITHIN THE CITY LIMITS.
8. ANY AREAS OF LOTS WITHIN THE CITY WHICH ARE WITHIN OR ON THE BOUNDARIES OF THE
 CITY SHALL BE RELOCATED WITHIN THE CITY LIMITS.
9. ANY AREAS OF LOTS WITHIN THE CITY WHICH ARE WITHIN OR ON THE BOUNDARIES OF THE
 CITY SHALL BE RELOCATED WITHIN THE CITY LIMITS.
10. ANY AREAS OF LOTS WITHIN THE CITY WHICH ARE WITHIN OR ON THE BOUNDARIES OF THE
 CITY SHALL BE RELOCATED WITHIN THE CITY LIMITS.
11. ANY AREAS OF LOTS WITHIN THE CITY WHICH ARE WITHIN OR ON THE BOUNDARIES OF THE
 CITY SHALL BE RELOCATED WITHIN THE CITY LIMITS.

MAGNOLIA CIRCLE



THE 100 YEAR FLOOD PLAIN IS SHOWN WITHIN THE BOUNDARIES OF THE CITY.



Flow-Mate
 THE ONLY 2" LINED 18" DIA. PIPE WITH
 A 1/2" DIA. HOLE FOR THE
 2" DIA. PIPE TO BE
 INSTALLED IN THE
 18" DIA. PIPE.

Flow-Mate is a 2" lined 18" dia. pipe with a 1/2" dia. hole for the 2" dia. pipe to be installed in the 18" dia. pipe. It is the only pipe of its kind that allows for the installation of a 2" pipe in an 18" pipe without the need for a separate trench or structure.

PROPOSED PERMANENT DRAINAGE PLAN

CLAYMORE COURT SUBDIVISION
 VOL. 804, PG. 122 (16'x16')

1" = 20'
 C1.2

NEXGEN ENGINEERS LLC
 8800 Northwest
 Highway 200
 Houston, TX 77062
 P.O. Box 482-4268
 TX PERM REGISTRATION # 1-18037





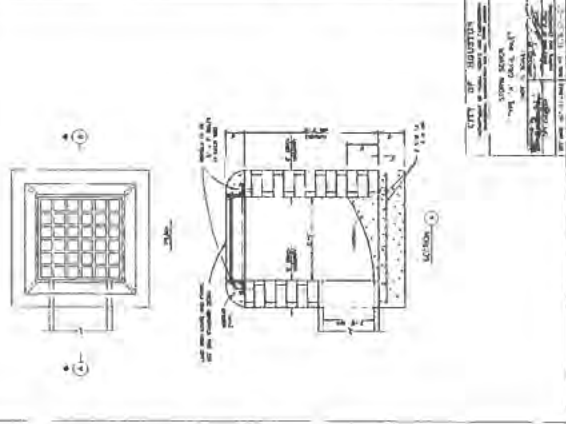
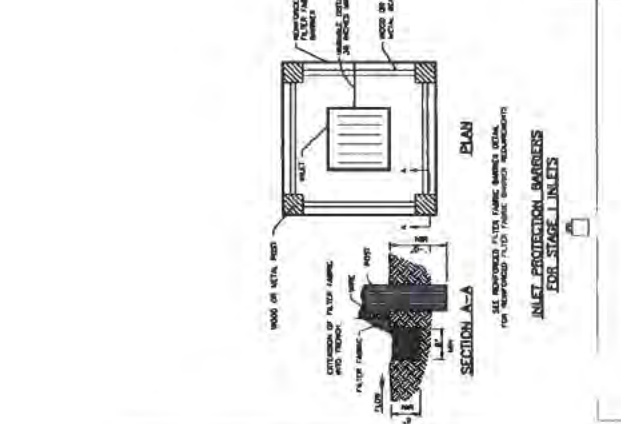
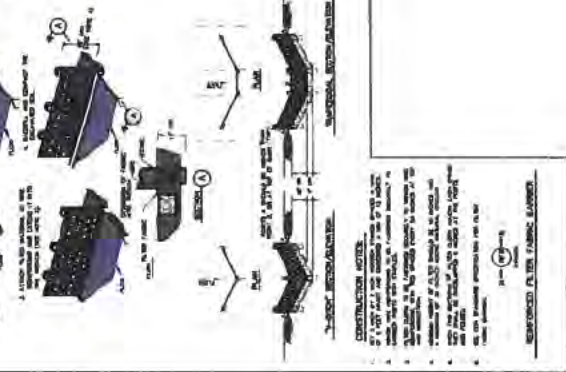
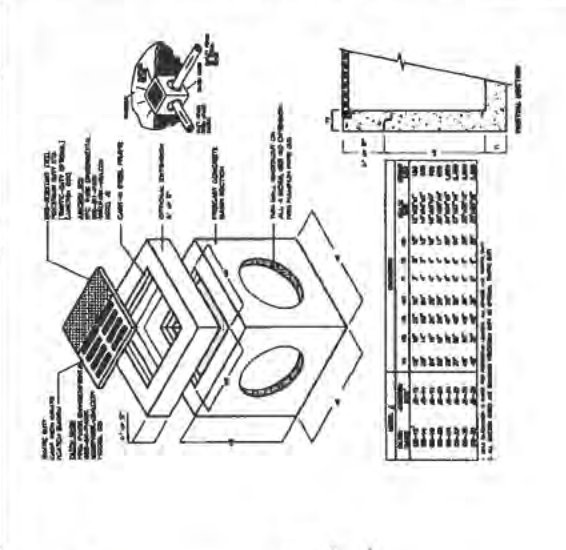
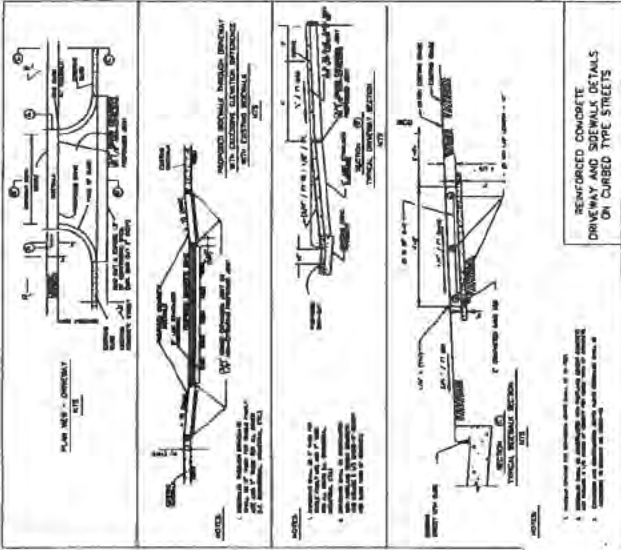
TKT CONSTRUCTION
 PROPOSED NEW RESIDENCE
 683 MAGNOLIA CIRCLE
 HOUSTON, TX 77024

NO.	DATE	REVISION
1	08/18/2011	ISSUE FOR PERMITS
2	08/18/2011	REVISED PERMITS
3	08/18/2011	REVISED PERMITS
4	08/18/2011	REVISED PERMITS
5	08/18/2011	REVISED PERMITS
6	08/18/2011	REVISED PERMITS
7	08/18/2011	REVISED PERMITS
8	08/18/2011	REVISED PERMITS
9	08/18/2011	REVISED PERMITS
10	08/18/2011	REVISED PERMITS

PROPOSED PERMANENT DRAINAGE PLAN
 SHEET NO. C1.2



NO.	DATE	REVISION
1	08/18/2020	ISSUE FOR PERMITS
2	08/18/2020	ISSUE FOR PERMITS
3	08/18/2020	ISSUE FOR PERMITS
4	08/18/2020	ISSUE FOR PERMITS
5	08/18/2020	ISSUE FOR PERMITS
6	08/18/2020	ISSUE FOR PERMITS
7	08/18/2020	ISSUE FOR PERMITS
8	08/18/2020	ISSUE FOR PERMITS
9	08/18/2020	ISSUE FOR PERMITS
10	08/18/2020	ISSUE FOR PERMITS



ITEM C

EVENT - CHRISTMAS APPRECIATION DATE & TIME

Christmas Lunch/Dinner for 2023

Cities	Dates
Bunker Hill Village	Tuesday, December 12, 2023
Hunters Creek Village	Tuesday, December 5, 2023
Hedwig Village	Sunday, December 3, 2023
Spring Valley Village	Friday, December 8, 2023
Hilshire Village	TBD

ITEM D

MAINTENANCE CONTRACT RENEWAL



Maintenance Contract 2022-23 (With Bed Maintenance)

Start Date 12/1/2022

Client Piney Point Village
7676 Woodway Drive, Suite 300
Houston, TX 77063

Property Piney Point Village
Piney Point Drive
Houston, TX 77063

PO #

This Landscape Maintenance Agreement ("Agreement") is entered on the start date listed above by and between Westco Grounds Maintenance LLC., a Texas limited liability company, ("WESTCO") and the Client (as stated above). The Client desires to engage WESTCO to perform certain landscaping services and WESTCO desires to perform those landscaping services on the Property (as stated above) in accordance with the specifications, terms, and conditions herein contained.

Service Specifications

Full Service Maintenance Visit

- Maintain landscaped areas once each week through the growing season and every other week during the non-growing season for a total of 42 visits annually.
- Mow turf areas with commercial maintenance equipment
- Mechanically line trim along all soft edges (Weed Eat)
- Mechanically edge along hard edges
- Blow all debris from hardsurfaces that are a result of landscape maintenance services
- Spot treat for fire ants
- All bed areas shall be kept free of weeds
- Prune shrubs and groundcovers as necessary to maintain a neat and maintained appearance
- All seams in the concrete surfaces will be treated with an herbicide
- Litter will be removed and taken off site from all landscape areas

Bed maintenance

- Maintain beds in the following areas 14 times per year: Flag Tree Park, ,Carol Tree Park, Memorial Esp 1, 2,3,4,5,6,7,8,9,10 and Blalock Esp 1 and 2 and City Sign @ Echo Lane and Taylorcrest
- All bed areas shall be kept free of weeds
- Prune shrubs and groundcovers as necessary to maintain a neat and maintained appearance
- Remove all trimmings that are a result of landscape maintenance services
- All seams in the concrete surfaces will be treated with an herbicide
- Litter will be removed and taken off site from all landscape areas

Irrigation Inspection

- Visual inspection of the irrigation system 12 times per year
- Monitor Controllers for proper settings, frequency, and length of watering cycles
- Adjust and level heads as necessary to maintain proper coverage.
- Repairs under \$500.00 will be repaired and invoiced without prior authorization
- Repairs over \$500.00 Westco will send a proposal for authorization prior to repair
- Repair any equipment damaged from maintenance operations, at Westco's expense

Mulch Application

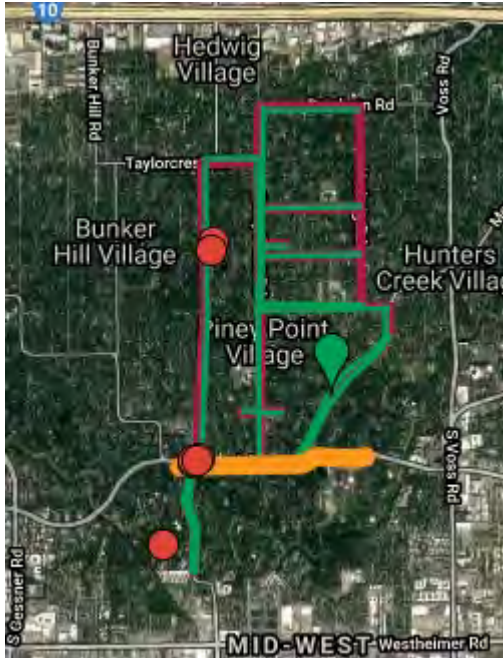
- 1" to 1.5" of fine Pine Bark Mulch will be applied to beds and tree saucers two times per year.

Optional Services

Optional Winter Trip - Leaf Removal

- Winter Visits - Leaf Removal (5 times over the winter months)

Service Area



We will update map in our records and contract once we have a more detailed map from Piney Point Village.

Fixed Payment Schedule

Schedule	Price	Sales Tax	Total Price
December	\$10,132.00	\$0.00	\$10,132.00
January	\$10,132.00	\$0.00	\$10,132.00
February	\$10,132.00	\$0.00	\$10,132.00
March	\$10,132.00	\$0.00	\$10,132.00
April	\$10,132.00	\$0.00	\$10,132.00
May	\$10,132.00	\$0.00	\$10,132.00
June	\$10,132.00	\$0.00	\$10,132.00
July	\$10,132.00	\$0.00	\$10,132.00
August	\$10,132.00	\$0.00	\$10,132.00
September	\$10,132.00	\$0.00	\$10,132.00
October	\$10,132.00	\$0.00	\$10,132.00
November	\$10,132.00	\$0.00	\$10,132.00
	\$121,584.00	\$0.00	\$121,584.00

Optional Services

Initial next to optional services you would like added to your contract.	Frequency	Cost per Occ.	Ext. Cost	Sales Tax	Annual Cost
Optional Winter Trip - Leaf Removal	5	2195.00	\$10,975.00	\$0.00	\$10,975.00

By Brad Palermo
Brad Palermo, Business Development Manager

Date 12/1/2022

Westco Grounds Maintenance, LLC.

By _____

Date _____

Piney Point Village

Terms & Conditions

Contract Term and Renewal

This Agreement shall remain in effect for a period of one (1) year from the date written above and shall automatically renew for a similar period unless one party notifies the other party in writing of its intention not to renew the Agreement no less than thirty (30) days prior to the end of that one year period. At renewal Westco reserves the right it increase prices by a maximum of 3% without additional approval.

Billing & Payment Terms

Services included in the base contract will be invoiced on the 1st of each month according to the "Base Contract Billing Schedule", and shall be payable within thirty (30) days from the invoice date. Approved annual services will be invoiced as services are rendered and shall be payable within thirty (30) days from the invoice date. Acceptable forms of payment are as follows: personal/business checks, money orders, and cashier's checks. Credit card payments are accepted over the phone; a 3.5% service charge will be added to the payment at the time of processing.

Termination

During the term of the Agreement, the contract may be canceled with a thirty (30) day written notice to the other party; the contract will remain in effect until the last day of the month following the thirty (30) day notice period. If the contract is canceled during the contract term a pro-rated invoice will be sent for the balance of services performed vs. total amount invoiced.

Notices

Each party hereby represents and warrants that it has obtained the necessary consents and authority to enter into this Agreement. All notices to be given pursuant to this Agreement shall be sent via U.S. Postal Service Certified Mail to the parties at their addresses given below. The parties shall timely notify each other in the event of a change of address.

Dispute resolution

In the event of any disputes relating to this Agreement, the parties shall first try to resolve such dispute in good faith. In the event that such dispute cannot be resolved, the parties hereby agree that the courts in Harris County, Texas shall have jurisdiction for any disputes relating to this Agreement.

Additional Work

Additional work performed on the property above this contract will be submitted for approval by the Property Manager/Owner. All additional work will be invoiced as services are rendered and shall be payable within thirty (30) days from the invoice date.

TO: City Council

FROM: R. Pennington, City Administrator

MEETING DATE: September 25, 2023

SUBJECT: Consideration and possible action on designating a representative as the General Assembly and an alternate authorized to serve as the voting representative of HGAC's 2024 General Assembly.

Agenda Item: 14

Every year, the City of Piney Point Village may appoint one representative to the General Assembly and one for Alternate authorized to serve as the voting representative of the Houston-Galveston Area Council.

The Houston-Galveston Area Council (H-GAC) is the regional organization covering 13 counties as the H-GAC service region through which local governments consider issues and cooperate in solving area-wide problems.

The General Assembly comprises delegates from all member governmental entities of the Council. All members of the General Assembly are elected officials of the Commissioner's Court, City Council, or Independent School District Board of Trustees, which they represent.

Council Member Dutt has been appointed to serve as the representative. Council Member Herminghaus is the Official Alternate authorized to serve as the voting representative of the Houston-Galveston Area Council for 2023.

TO: City Council

FROM: R. Pennington, City Administrator

MEETING DATE: September 25, 2023

SUBJECT: Consideration and possible action on quotes received for tree plantings for public right-of-way landscape areas.

Agenda Item: 15

Summary:

As previously discussed, the city has plans to enhance public landscape areas by planting trees. We have received a quote from one vendor and are currently awaiting two additional quotes. Given the prolonged drought we have experienced over the summer, we understand that trees may struggle to survive during periods of little to no rainfall. While some drought-stressed trees may recover, others may reach a point of no return.

In addition, we aim to supplement the expected loss by allocating a portion of the tree-planting efforts to the 96-inch drainage corridor on South Piney Point Road. This allocation will serve as an additional measure to support the growth and development of the trees in this area.

Attachment:

We are currently awaiting quotes from 2 of 3 suppliers. Once these quotes have been received, a summary will be shared during the council meeting.

TO: Members of the City Council

FROM: Joe Moore, City Engineer

MEETING DATE: September 25, 2023

SUBJECT: Consideration and possible action on the status of the current drainage system on the south side of Green Oaks.

Agenda Item: 16

Summary

The City previously hired a Contractor to regrade the existing ditch on the south side of Green Oaks Drive down to two existing PVC pipes on a private drainage system located in the City drainage easement. The resident at 11527 Green Oaks laid sod grass in the ditch after the regrading was completed. This sod grass added a couple of ditches to the ditch in front of their home and has negatively impacted the ditch regrading work that was completed. HDR met with the homeowners at 11527 Green Oaks and learned that the two existing PVC pipes on the private drainage system had been removed. HDR will distribute exhibits of the area drainage system for further discussion and request direction from the Council on how the City would like to move forward with reestablishing flow on the south side of Green Oaks.

Attachment:

HDR will prepare and distribute an exhibit for discussion purposes at the Council meeting.

TO: Members of the City Council

FROM: Joe Moore, City Engineer

MEETING DATE: September 25, 2023

SUBJECT: Discuss and take possible action on quotes received to (Option 1) mechanically remove roots from the inside of the storm sewer pipe on South Country Squire or (Option 2) perform storm sewer point repairs to remove roots and repair infiltration points on the storm sewer pipe on South Country Squire.

Agenda Item: 17

Summary

As previously reported, a television investigation of the storm sewer system on South Country Squire found major root blockages at three locations on the storm sewer pipe. HDR has explored two options for root removal; 1) mechanical removal of the roots from inside of the storm sewer pipe and 2) perform point repairs on the storm sewer pipe. Quotes have been obtained for both for discussion and possible action to relieve the blocked storm sewer.

Attachment:

HDR is currently awaiting quotes from several contractors. Once these quotes have been received, a summary will be shared during the council meeting.

TO: City Council

FROM: Joe Moore, City Engineer

MEETING DATE: September 25, 2023

SUBJECT: Consideration and possible action on the Engineer's Report.

Agenda Item: 18

Summary

The City has requested that updates to current projects be summarized in an Engineer's Report. The Engineer's Report for this month includes updates to the 96-inch CMP Replacement Project, Williamsburg, Green Oaks, Wendover, Piney Point Circle easements, other various maintenance projects, and future projects.



Engineer's Status Report
City of Piney Point Village
HDR Engineering, Inc.

City Council Meeting Date: September 25, 2023
Submit to City: September 21, 2023

CURRENT PROJECTS

1. 96-inch CMP Replacement Project

The Contractor has completed the installation of the storm sewer system and the site grading and hauling off of extra material. The hydromulching of the site and tree plantings are the last remaining items to be completed on the project. Based on meetings with neighboring resident, Monzer Hourani, HDR coordinated with Cary and Bobby and has revised the tree planting plan. The original tree planting plan included 8-Live Oaks and 9-Cedar Elms. The revised plan will include 5-Live Oaks, 4- Cedar Elms, and 8-Loblolly Pines. This is in effort of increasing the number of evergreen trees planted in the area to screen Carlton Park from South Piney Point Road while still accomplishing relatively evenly spaced Live Oaks.

The Contractor submit signed and sealed design drawing on the cast-in-place junction boxes for HDR to review. We are currently reviewing the junction boxes now and will provide a response as soon as possible. The Contractor will be required to make any revisions to the junction boxes, if necessary.

2. Piney Point Circle - Additional Easements

As previously updated, Councilman Dodds, Bobby, and HDR has a good meeting with the new owners of 11406 Memorial. HDR is working to answer one question the residents had regarding the appropriate name of the tract referenced in the metes and bounds and will then follow up with the residents to see if they are okay with signing the easement agreement. Once the agreement has been signed, HDR will follow up with 11408 Memorial for a signed agreement.

3. Williamsburg and Wendover Drainage Improvements

Per discussion at the September Engineering Meeting, HDR has contacted the Williamsburg HOA president, Michael Walton, to see if the Williamsburg residents are willing to split the cost of the storm sewer installation at 11318 Williamsburg allowing the project to continue on the north side of the street. Mr. Walton is going to reach out to his neighbors and provide a response to HDR. HDR has also provided a deadline of Wednesday, September 27th, to the resident at 11414 Wendover to be included in the project or not. After the September 27th deadline, HDR will finalize the plans and contract documents and coordinate with the City on advertising and bids dates. It is anticipated that Council could award the contract to the low bidder at the December Council meeting and start construction in January 2024.

4. Green Oaks Drainage

The City previously hired a Contractor to regrade the existing ditch on the south side of Green Oaks Drive down to two existing PVC pipes on a private drainage system located in the City drainage easement.



It appears the resident at 11527 Green Oaks laid sod grass in the ditch after the regrading was completed. This sod grass added a couple of ditches to the ditch in front of their home and has negatively impacted the ditch regrading work that was completed. Below are photos of the issue:





HDR met with the homeowners at 11527 Green Oaks and learned that the two existing PVC pipes on the private drainage system had been removed. Per request of Councilman Dodds, HDR has included a separate agenda item to discuss this issue in more detail.

5. South Country Squire & Green Vale – Storm Sewer Clean & TV

HDR has solicited quotes for both mechanical removal of the root blockages on South Country Squire and for full point repairs on the storm sewer at the locations of the root blockages. Quotes received have been included in separate agenda items.

6. Green Vale - Storm Sewer Clean & TV

Due to above ground observations of the storm sewer at 11313, 11309, and 11305, Council approved a quote from AAA Flexible Pipe to clean & televise the storm sewer allowing HDR to inspect the existing condition of the line. It was determined that there are several sections of the pipe that are collapsed as photographed below:

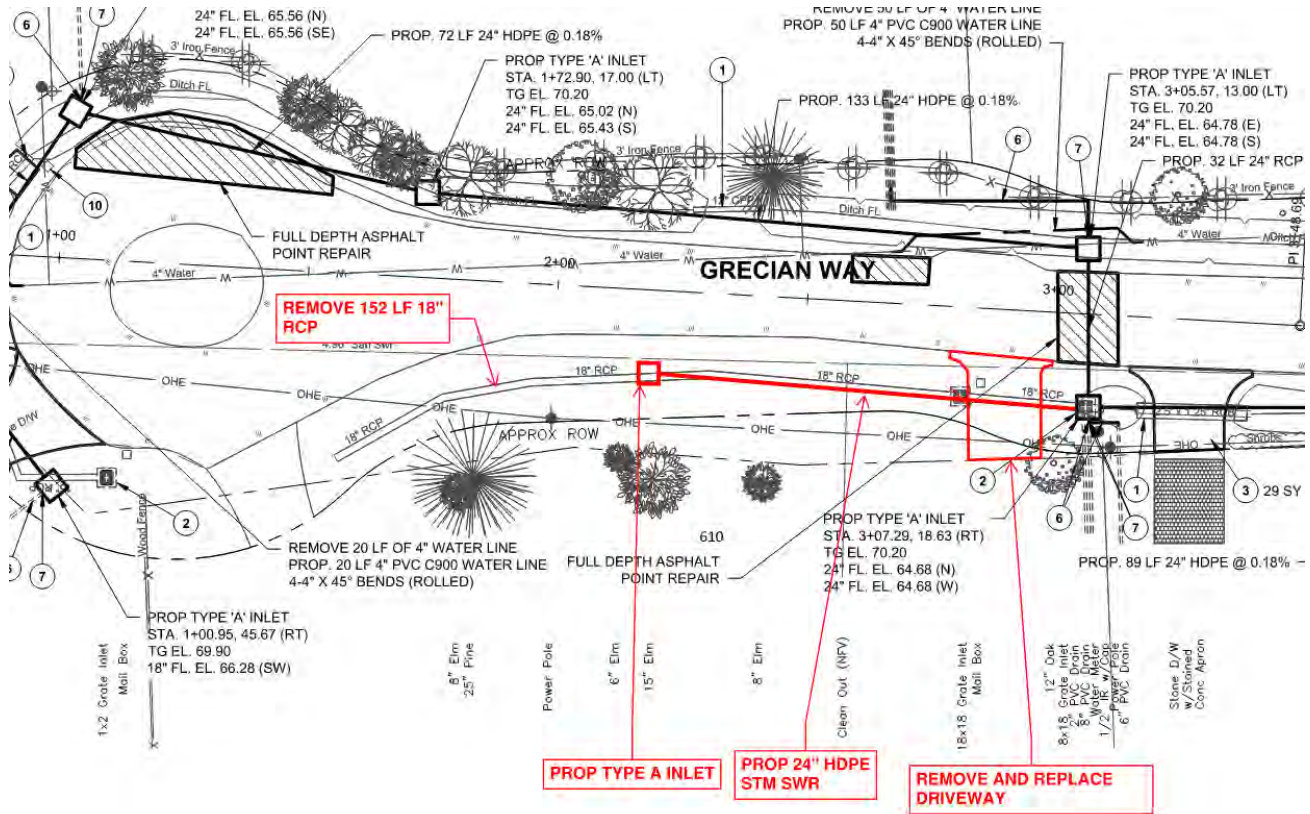


HDR prepared an Opinion of Probable Construction Cost (OPCC) for replacement of the storm sewer in the alignment highlighted in green above and presented it at the September Engineering Meeting. The OPCC is \$159,000. HDR will provide a proposal for professional engineering design, bid, and construction phase services associated with this project.



7. 610 Grecian Way

As presented in previous engineering meetings, the resident at 610 Grecian Way has expressed concern over the condition of the existing storm sewer pipe in front of their property and has inquired about opportunities to replace the pipe. HDR prepared an Opinion of Probable Construction Cost (OPCC) of \$32,200 and is meeting with the resident to discuss this potential project in more detail. If the resident is interested, this project could be packaged with the Green Vale project discussed in Item 6.





610 Grecian Way Storm Sewer

8. Asphalt Paving Improvements

Atlas (geotechnical engineer) is currently finalizing their report on recommended pavement rehabilitations on Green Oaks, Innisfree, Tokeneke, and Williamsburg. They anticipate submitting their report to HDR by the end of the week. HDR will review their report and then prepare our proposal for professional engineering services for design, bid, and construction phase services to present to Council at the October Council meeting.

9. COH Windermere Outfall Repair Project

As presented at the September Engineering Meeting, the City of Houston has submit 60% set of design drawings and an Interlocal Agreement (ILA) between the City and City of Houston for the shared project improvements. The City has reviewed the ILA and is returning comments back to the City of Houston. Per direction received from the Mayor and at the September Engineering Meeting, HDR is going to meet with resident at #14 & #15 Windermere to re-explore options to repair the City of Piney Point Village outfall and bank erosion with use of the existing easement. HDR will provide an update on this potential opportunity at a future meeting.

10. Dana Lane

Councilman Dodds reported a settlement of the pavement at 582 Dana Lane. It appears the settlement could be attributed to a leaking joint in the storm sewer beneath the pavement. HDR is exploring options for possible repair and will provide an update at future meetings.

FUTURE PROJECTS FOR CONSIDERATION:

11. Memorial Drive (Greenbay to San Felipe) Roadway Reconstruction

12. Soldiers Creek Sidewalk (Holidan Way to White Pillars)

13. 11313, 11309, 11305 Green Vale Storm Sewer Replacement

14. Shadow Way Drainage Improvements

15. List of Potential Storm Sewer Cost Share Projects

- Chuckanut – the resident at #7 Chuckanut recently contacted the City regarding standing water in the roadside ditch and about the existing condition of the pavement. HDR has performed a site visit to evaluate the pavement and will be preparing a budgetary OPCC for paving and storm sewer improvements for further discussion.
- Innisfree
- Jamestown
- 610 Grecian Way
- Piney Point Circle (if made public)
- Wendover – Councilman Dodds received interest from residents on Wendover about continuing the storm sewer project. HDR recommends holding a public meeting with residents on Wendover to discuss potential projects and impacts on trees.



TO: City Council

FROM: R. Pennington; City Administrator

MEETING DATE: September 25, 2023

SUBJECT: Consideration and possible action on approval of the minutes for the Regular Session Council Meeting held on August 28, 2023.

Agenda Item: 19

Informational Summary

The following is the draft of minutes from the regular council meeting held on Monday, August 28, 2023.

Recommendation

Staff recommends approving minutes from the regular council meeting held on August 28, 2023.

MINUTES OF A CITY OF PINEY POINT REGULAR COUNCIL MEETING MONDAY, AUGUST 28, 2023, 5:30 P.M. AT CITY HALL CHAMBERS, 7676 WOODWAY DRIVE, SUITE 300, HOUSTON, TEXAS.

Councilmembers Present: Mayor Mark Kobelan, Jonathan Curth, Joel Bender, Dale Dodds, Aliza Dutt.

City Representatives Present: Bobby Pennington, City Administrator; David Olson, City Attorney; Ray Schultz, Police Chief; Annette Arriaga, Director of Planning & Development; Joe Moore, City Engineer; Michelle Yi, Director of Finance.

I. Call To Order

- Mayor Kobelan declared a quorum and called the meeting to order at 5:35 p.m. with Curth, Bender, Dodds, and Dutt present.

II. Pledge Of Allegiance

- Council led the Pledge of Allegiance to the United States of America Flag.

III. Citizens Wishing to Address Council

- There were no other general comments.

IV. Workshop

1. Budget Workshop #2 for the 2024 Proposed Budget.

- The workshop is the second presentation of the filed proposed budget with the general fund balanced at \$9,090,419 and Debt Service secured at \$885,050.
- Staff recommended increasing general fund revenues to \$9,240,419 and expenditures to \$10,158,383. Tracked increases in general fund expense include capital improvement as non-recurring and carryover from the prior year at \$947,900. The increase in recurring expenses totals \$164,064. The ending fund balance (12/31/24) is projected at nearly \$3.6 million and well exceeds fund reserve standards.
- The Council provided constructive feedback in examining the details of the proposed budget. The discussion concluded at 6:20 p.m.
- No further action was taken.

V. Public Hearing

2. Public Hearing on Ordinance prohibiting short-term rentals in residential areas within the city and providing a penalty for each day of violation.

- Public Hearing opened at 6:22 p.m. to provide an opportunity for citizens of Piney Point Village to comment regarding an Ordinance prohibiting short-term rentals in residential areas within the city and providing a penalty for each day of violation.
- There were no statements from the public.
- Public Hearing closed at 6:23 p.m.

VI. New Business

3. Consideration and possible action on Ordinance 2023.08 prohibiting short-term rentals in residential areas within the city and providing a penalty for each day of violation.

- Councilmember Bender motioned to approve Ordinance 2023.08 prohibiting short-term rentals, seconded by Councilmember Dutt.

AYES: Bender, Dodds, Dutt, and Curth.

NAYS: None.

- The motion carried.

4. Consideration and possible action on the Memorial Villages Police Department Monthly Report.

- Ray Schultz, Police Chief, reported the activities of the police department for the month of July.
- Discussion included e-bike safety.
- No action was taken.

5. Consideration and possible action on the Village Fire Department Monthly Report.

- Interim Chief Miller reported the activities of the VFD for the month of July.
- Discussion included the Council's request to fill an accountant position at VFD.
- Alternate Commissioner Dutt reported on the Selection Committee's status regarding the Fire Chief position.
- No other action was taken.

6. Discuss and take possible action on the date, time, and location for the budget hearing on the fiscal year 2024 budget.

- The Legislative notice was stated as "this budget will raise more revenue from property taxes than last year's budget by an amount of \$46,376, which is a 0.59 percent increase from last year's budget. The property tax revenue to be raised from new property added to the tax roll this year is \$122,369."
- Councilmember Dodds motioned to authorize the notice of a public tax hearing on September 25, 2023, at 6:00 p.m. at Ecclesia, seconded by Councilmember Bender.

AYES: Bender, Dodds, Dutt, and Curth.

NAYS: None.

- The motion carried.

7. Discuss and take possible action as a record vote of Council on the date, time, and location for the tax hearing on the 2023 tax rate.

- The proposed 2023 tax rate is at \$0.255140 per \$100 of taxable value, which is effectively a 0.27 percent increase in the tax rate.
- Councilmember Bender made a motion to authorize staff to issue a notice of the proposed tax rate of \$0.255140 with the public hearing on September 25, 2023, at 6:00 p.m., at Ecclesia, seconded by Councilmember Dodds.
- The record vote secured as follows:
 - FOR the proposal = Dale Dodds, Joel Bender, Aliza Dutt, and Jonathan Curth.
 - AGAINST the proposal = None.
 - PRESENT and not voting = Mark Kobelan.
 - ABSENT = Michael Herminghaus.
- The motion carried.

8. Discuss and take possible action on Ordinance No. 2023.08.A to adopt the Restricted Prior Service Credit (RPSC) with TMRS.

- Councilmember Bender made a motion to approve Ordinance No. 2023.08.A to adopt the Restricted Prior Service Credit (RPSC) with TMRS, seconded by Councilmember Dodds.

AYES: Bender, Dodds, Dutt, and Curth.

NAYS: None.

- The motion carried.

9. Discuss and take possible action to approve Ordinance No. 2023.08.B for Credit and Debit Card Convenience Fees at three percent.

- Councilmember Dodds motioned to approve Ordinance No. 2023.08.B for Credit and Debit Card Convenience Fees as revised by the city attorney, seconded by Councilmember Bender.

AYES: Bender, Dodds, Dutt, and Curth.

NAYS: None.

- The motion carried.

10. Consideration and possible action on the Mayor's Monthly Report; including Proclamation recognizing the Taste of Texas and Landscape Improvements.

- Proclamation was delivered.
- No other action was taken.

11. Consideration and possible action on the City Administrator's Monthly Report including Financial Related Items: Financial Report – July 2023, Disbursement – AAA Asphalt Paving; \$27,151.25, Disbursement – On Par; \$15,758.51, Reimbursement – 11411 Wendover TCO; \$25,000.00, Ratification - Baker Cove Change Orders; \$5,800, Specific Use Permit Projects – Updates, Holiday Event Planning, MVWA Watering Restrictions.

- Councilmember Dodds made a motion to approve (1) Disbursement of AAA Asphalt Paving at \$27,151.25, (2) Disbursement of On Par at \$15,758.51, (3) Reimbursement of 11411 Wendover TCO at \$25,000.00, (4) Ratification of Baker Cove Change Orders totaling \$5,800., seconded by Councilmember Bender.

AYES: Bender, Dodds, Dutt, and Curth.

NAYS: None.

- The motion carried.

12. Consideration and possible action on the Engineer's Report.

- No other action was taken.

13. Consideration and possible action on approval of the minutes for the Regular Session Council Meeting held on July 24, 2023.

- Councilmember Dodds motioned to approve the minutes for the Regular Session Council Meeting held on July 24, 2023, seconded by Councilmember Bender.

AYES: Bender, Dodds, Dutt, and Curth.

NAYS: None.

- The motion carried.

14. Consideration and possible action on any future agenda items, meeting dates, and similar matters.

- Next Council meeting September 25.
- Staff is to adjust calendar for Holiday event.

VII. EXECUTIVE SESSION UNDER TEXAS GOVERNMENT CODE

15. The City Council executive meeting pursuant to the provision of Chapter 551, Texas Government Code, in accordance with the authority contained in Section 551.071, Consultation with City Attorney.

- An executive session was not conducted.

16. Consideration and possible action on items discussed in Executive Session.

- There was no executive session.

VIII. ADJOURNMENT

17. Adjourn.

- Councilmember Bender made a motion for adjournment, seconded by Councilmember Dodds.
- Mayor Kobelan adjourned the meeting at 8:14 p.m.

PASSED AND APPROVED this 25th day of September 2023.

Mark Kobelan
Mayor

Robert Pennington
City Administrator / City Secretary