


**CITY OF PINEY POINT VILLAGE
CITY COUNCIL**

Mark Kobelan, Mayor
Michael Herminghaus, Council Position 1
Dale Dodds, Council Position 2
Joel Bender, Council Position 3, Mayor Pro Tem
Aliza Dutt, Council Position 4
Brian Thompson, Council Position 5



**COUNCIL CHAMBERS
7676 WOODWAY, SUITE 300
HOUSTON, TEXAS 77063**

Robert Pennington, City Administrator
David Olson, City Attorney

Phone (713) 782-0271
www.cityofpineypoint.com

**THE CITY OF PINEY POINT VILLAGE
REGULAR COUNCIL MEETING
MONDAY, APRIL 24, 2023
6:00 PM**

NOTICE IS HEREBY GIVEN THAT THE CITY COUNCIL OF THE CITY OF PINEY POINT VILLAGE WILL HOLD A REGULAR COUNCIL MEETING ON MONDAY, APRIL 24, 2023, AT 6:00 P.M. AT CITY HALL, 7676 WOODWAY DR., SUITE 300, HOUSTON, TEXAS TO DISCUSS THE AGENDA ITEMS LISTED BELOW.

DECLARATION OF QUORUM AND CALL TO ORDER

PLEDGE OF ALLEGIANCE

CITIZENS WISHING TO ADDRESS COUNCIL - *At this time, any person with city-related business may speak to the Council. In compliance with the Texas Open Meetings Act, if a member of the public comments or inquiries about a subject that is not specifically identified on the agenda, a member of Council or a Staff Member may only respond by giving a statement of specific factual information or by reciting existing policy. The City Council may not deliberate or vote on the non-agenda matter.*

AGENDA

1. Presentation by BrooksWatson & Co., PLLC of Fiscal Year 2022 Financial Audit and consider acceptance as presented.
2. Consideration and possible action on the Memorial Villages Police Department Monthly Report.
3. Consideration and possible action on the Village Fire Department Monthly Report.
4. Consideration and possible action on Village Fire Department Budget Amendment 2023-03 and Ordinance No. 2023.04 amending the City of Piney Point Village 2023 Budget to account for an increase assessment for Village Fire Department services.
5. Consideration and possible action on the Mayor's Monthly Report.
 - a) Greenbay Landscape Beautification – Robbins Drive Phase (Update).
 - b) Greenbay Landscape Beautification – Tynebridge Phase (Proposal).

6. Consideration and possible action on the City Administrator's Monthly Report.
 - a) Financial Report – March 2023.
 - b) Investment Report – Quarter Ended March 2023
 - c) CenterPoint Energy Annual Franchise Payment Calculation
 - d) Tokeneke & Country Squires Improvement Project – Pay Estimate No. 6
 - e) Specific Use Permit Projects - Update
 - f) E-Bike Use - Texas Transportation Code
 - g) Short-Term Lease on Single-Family Dwellings – Status
 - h) Memorial High School Senior Car Parade – Upcoming Event
7. Consideration and possible action on temporary trench shoring rental costs associated with the 96-inch CMP South Piney Point Road sinkhole.
8. Consideration and possible action on quotes received for the installation of a curb ramp at the intersection of Greenbay and Tynebridge to provide access to the sidewalk on the north side of Greenbay Drive from residents in the Tynewood subdivision.
9. Consideration and possible action on the proposed scope of work for Williamsburg Drainage Improvement Project.
10. Consideration and possible action on the Engineer's Report.
11. Consideration and possible action on approval of minutes for the Regular Session Meeting held on March 27, 2023.
12. Consideration and possible action on approval of minutes for the Special Session Meeting held on April 11, 2023.
13. Consideration and possible action on any future agenda items, meeting dates, and similar matters.
14. EXECUTIVE SESSION: The City Council will adjourn into closed executive session pursuant to Section 551.071 of the Texas Government Code (Consultation with Attorney); and pursuant to Section 551.072 of the Texas Government Code (Real Property), specifically to deliberate on Piney Point Village City Hall office lease.
15. Consideration and possible action on items discussed in Executive Session.
16. Adjourn.

CERTIFICATION

I certify that a copy of the April 24, 2023, agenda of items to be considered by the Piney Point Village City Council was posted in a place convenient to the general public in compliance with Chapter 551 of the Texas Government Code on April 21, 2023.



Robert Pennington
City Administrator / City Secretary



In compliance with the Americans with Disabilities Act, the City of Piney Point Village will provide for reasonable accommodations for persons attending City Council meetings. This facility is wheelchair accessible and accessible parking spaces are available. To better serve you, your requests should be received 48 hours prior to the meeting. Please contact Robert Pennington, at 713-230-8703. The City Council reserves the right to adjourn into a Closed Executive Session at any time under the Texas Government Code, Section 551.071 to consult with an attorney.

TO: The Honorable Mayor and Members of the City Council

FROM: R. Pennington, City Administrator

MEETING DATE: April 24, 2023

SUBJECT: Presentation by BrooksWatson & Co., PLLC of Fiscal Year 2022 Financial Audit and consider acceptance as presented.

Agenda Item: 1

Information:

As required by State Statute, Chapter 103, an independent audit of the City's accounts and records has been made by the certified public accounting firm of BrooksWatson & Co., PLLC, for the year ending December 31, 2022. The annual financial statement, including the auditor's opinion, is to be filed with the office of the City Secretary within 180 days after the last day of the City's fiscal year.

Conclusion:

The audited financial statements and annual financial report are hereby presented to the Mayor and City Council for the year ending December 31, 2022.

Recommendation:

Consideration and approval of the City's Fiscal Year 2022 Annual Financial Report as prepared by the accounting firm of BrooksWatson & Co., PLLC.

Attachment(s):

Piney Point Village 2022 AFR



ANNUAL FINANCIAL REPORT 2022

FOR FISCAL YEAR ENDED
DECEMBER 31, 2022

CITY OF
PINEY POINT VILLAGE

7676 WOODWAY, STE 300 | HOUSTON, TX | 77063
713.782.0271 | WWW.CITYOFFINEYPOINT.COM

(This page intentionally left blank.)

ANNUAL FINANCIAL REPORT

of the

City of Piney Point Village, Texas

**For the Year Ended
December 31, 2022**

(This page intentionally left blank.)

City of Piney Point Village, Texas

TABLE OF CONTENTS

December 31, 2022

FINANCIAL SECTION

Independent Auditor's Report	1
Management's Discussion and Analysis	5

Basic Financial Statements

Government-Wide Financial Statements

Statement of Net Position	18
Statement of Activities	21

Fund Financial Statements

Balance Sheet – Governmental Funds	22
Reconciliation of the Balance Sheet to the Statement of Net Position- Governmental Funds	23
Statement of Revenues, Expenditures, and Changes in Fund Balance- Governmental Funds	24
Reconciliation of the Statement of Revenues, Expenditures, and Changes in Fund Balances of Governmental Funds to the Statement of Activities	25

Notes to the Financial Statements	27
--	----

REQUIRED SUPPLEMENTARY INFORMATION

Schedule of Revenues, Expenditures, and Changes in Fund Balances- Budget and Actual - General Fund	61
Schedule of Changes in Net Pension Liability and Related Ratios	62
Schedule of Employer Contributions to Pension Plan	63
Schedule of OPEB Liability and Related Ratios	65

(This page intentionally left blank.)



INDEPENDENT AUDITOR'S REPORT

To the Honorable Mayor and
Members of the City Council
City of Piney Point Village, Texas:

Report on the Financial Statements

Opinions

We have audited the accompanying financial statements of the governmental activities, each major fund, and the aggregate remaining fund information of the City of Piney Point Village, Texas (the "City"), as of and for the year ended December 31, 2022, and the related notes to the financial statements, which collectively comprise the City's basic financial statements as listed in the table of contents.

In our opinion, the accompanying financial statements present fairly, in all material respects, the respective financial position of the governmental activities, each major fund, and the aggregate remaining fund information of City of Piney Point Village, Texas, as of December 31, 2022, and the respective changes in financial position for the year then ended in accordance with accounting principles generally accepted in the United States of America.

Basis of Opinion

We conducted our audit in accordance with auditing standards generally accepted in the United States of America (GAAS). Our responsibilities under those standards are further described in the Auditor's Responsibilities for the Audit of the Financial Statements section of our report. We are required to be independent of the City of Piney Point Village, Texas and to meet our other ethical responsibilities, in accordance with the relevant ethical requirements relating to our audit. We believe that the audit evidence we have obtained is sufficient and appropriate to provide a basis for our audit opinions.

Responsibilities of Management for the Financial Statements

The City's management is responsible for the preparation and fair presentation of the financial statements in accordance with accounting principles generally accepted in the United States of America, and for the design, implementation, and maintenance of internal control relevant to the preparation and fair presentation of financial statements that are free from material misstatement, whether due to fraud or error.

In preparing the financial statements, management is required to evaluate whether there are conditions or events, considered in the aggregate, that raise substantial doubt about the City's ability to continue as a going concern for one year after the date that the financial statements are issued.

Auditor's Responsibility for the Audit of the Financial Statements

Our objectives are to obtain reasonable assurance about whether the financial statements as a whole are free from material misstatement, whether due to fraud or error, and to issue an auditor's report that includes our opinions. Reasonable assurance is a high level of assurance but is not absolute assurance and therefore is not a guarantee that an audit conducted in accordance with GAAS will always detect a material misstatement when it exists. The risk of not detecting a material misstatement resulting from fraud is higher than for one resulting from error, as fraud may involve collusion, forgery, intentional omissions, misrepresentations, or the override of internal control. Misstatements are considered material if there is a substantial likelihood that, individually or in the aggregate, they would influence the judgment made by a reasonable user based on the financial statements.

In performing an audit in accordance with GAAS, we:

- Exercise professional judgment and maintain professional skepticism throughout the audit.
- Identify and assess the risks of material misstatement of the financial statements, whether due to fraud or error, and design and perform audit procedures responsive to those risks. Such procedures include examining, on a test basis, evidence regarding the amounts and disclosures in the financial statements.
- Obtain an understanding of internal control relevant to the audit in order to design audit procedures that are appropriate in the circumstances, but not for the purpose of expressing an opinion on the effectiveness of the City's internal control. Accordingly, no such opinion is expressed.
- Evaluate the appropriateness of accounting policies used and the reasonableness of significant accounting estimates made by management, as well as evaluate the overall presentation of the financial statements.
- Conclude whether, in our judgment, there are conditions or events, considered in the aggregate, that raise substantial doubt about the City's ability to continue as a going concern for a reasonable period of time.

We are required to communicate with those charged with governance regarding, among other matters, the planned scope and timing of the audit, significant audit findings, and certain internal control-related matters that we identified during the audit.

Emphasis of Matter

As discussed in Note V.G. to the financial statements, due to the implementation of GASB Statement No. 87, *Leases*, the City restated capital assets and long-term liabilities for governmental activities. In addition, beginning net position and fund balance within governmental activities and the general fund were restated due to the correction in unearned revenues. Our opinion is not modified with respect to this matter.

Required Supplementary Information

Accounting principles generally accepted in the United States of America require that the management's discussion and analysis, the general fund budgetary comparison information, the schedule of changes in net pension liability and related ratios, the schedule of employer contributions to pension plan, and schedule of changes in the other postemployment benefits liability and related ratios, be presented to supplement the basic financial statements. Such information, although not a part of the basic financial statements, is required by the Governmental Accounting Standards Board who considers it to be an essential part of financial reporting for placing the basic financial statements in an appropriate operational, economic, or historical context.

We have applied certain limited procedures to the required supplementary information in accordance with auditing standards generally accepted in the United States of America, which consisted of inquiries of management about the methods of preparing the information and comparing the information for consistency with management's responses to our inquiries, the basic financial statements, and other knowledge we obtained during our audit of the basic financial statements. We do not express an opinion or provide any assurance on the information because the limited procedures do not provide us with sufficient evidence to express an opinion or provide any assurance.



Brooks Watson & Co., PLLC
Certified Public Accountants
Houston, Texas
April 19, 2023

(This page intentionally left blank.)

***MANAGEMENT'S DISCUSSION
AND ANALYSIS***

(This page intentionally left blank.)

City of Piney Point Village, Texas

MANAGEMENT'S DISCUSSION AND ANALYSIS (MD&A)

December 31, 2022

As management of the City of Piney Point Village, Texas (the "City"), we offer readers of the City's financial statements this narrative overview and analysis of the financial activities of the City for the fiscal year ended December 31, 2022.

Financial Highlights

- The City's total combined net position is \$36,761,628 at December 31, 2022. Of this, \$5,450,629 (unrestricted net position) may be used to meet the City's ongoing obligations to its citizens and creditors.
- At the close of the current fiscal year, the City's governmental funds reported combined fund balances of \$5,630,441, an increase of \$1,418,835.
- As of the end of the year, the unassigned fund balance of the general fund was \$4,588,764 or 58% of total general fund expenditures.
- The City had an overall increase in net position of \$2,676,518. The majority of the City's net position is invested in capital assets and restricted for specific purposes.

Overview of the Financial Statements

The discussion and analysis provided here are intended to serve as an introduction to the City's basic financial statements. The City's basic financial statements consist of three components: 1) government-wide financial statements, 2) fund financial statements, and 3) the notes to financial statements. This report also includes supplementary information intended to furnish additional detail to support the basic financial statements themselves.

Government-Wide Statements

The *government-wide financial statements* are designed to provide readers with a broad overview of the City's finances, in a manner similar to a private-sector business.

The *statement of net position* presents information on all of the City's assets, liabilities, and deferred inflows/outflows with the difference reported as *net position*. Over time, increases or decreases in net position may serve as a useful indicator of whether the financial position of the City is improving or deteriorating. Other non-financial factors, such as the City's property tax base and the condition of the City's infrastructure, need to be considered in order to assess the overall health of the City.

The *statement of activities* presents information showing how the City's net position changed during the most recent fiscal year. All changes in net position are reported as soon as the underlying event giving rise to the change occurs, regardless of the timing of related cash flows. Thus, revenues and expenses

City of Piney Point Village, Texas
MANAGEMENT'S DISCUSSION AND ANALYSIS, Continued
December 31, 2022

are reported for some items that will only result in cash flows in future fiscal periods (e.g., uncollected taxes and earned but unused vacation leave).

Both of the government-wide financial statements distinguish functions of the City that are principally supported by taxes and intergovernmental revenues (*governmental activities*) from other functions that are intended to recover all or a significant portion of their costs through user fees and charges (*business-type activities*). The governmental activities of the City include general government, public safety, public works, culture and recreation, and community development.

FUND FINANCIAL STATEMENTS

Funds may be considered as operating companies of the parent corporation, which is the City of Piney Point Village. They are usually segregated for specific activities or objectives. The City uses fund accounting to ensure and demonstrate compliance with finance-related legal reporting requirements. The only category of City funds is governmental.

Governmental Funds

Governmental funds are used to account for essentially the same functions reported as governmental activities in the government-wide financial statements. However, unlike the government-wide financial statements, governmental fund financial statements focus on *near-term inflows and outflows of spendable resources*, as well as *on balances of spendable resources* available at the end of the year. Such information may be useful in evaluating the City's near-term financing requirements.

Because the focus of governmental funds is narrower than that of the government-wide financial statements, it is useful to compare the information presented for *governmental funds* with similar information presented for *governmental activities* in the government-wide financial statements. By doing so, readers may better understand the long-term impact of the government's near-term financing decisions. Both the governmental fund balance sheet and the governmental fund statement of revenues, expenditures, and changes in fund balances provide a reconciliation to facilitate this comparison between *governmental funds* and *governmental activities*.

The City of Piney Point Village, Texas maintains four individual governmental funds. Information is presented separately in the governmental fund balance sheet and in the governmental fund statement of revenues, expenditures, and changes in fund balances. Funds consist of major funds general fund and debt service fund as well as nonmajor funds capital projects fund and special revenue fund.

The City adopts an annual appropriated budget for its general fund and debt service fund. A budgetary comparison schedule has been provided to demonstrate compliance with the general fund budget.

City of Piney Point Village, Texas
MANAGEMENT'S DISCUSSION AND ANALYSIS, Continued
December 31, 2022

Notes to Financial Statements

The notes to the financial statements provide additional information that is essential to a full understanding of the data provided in the government-wide and fund financial statements. The notes are the last section of the basic financial statements.

Other Information

In addition to the basic financial statements, MD&A, and accompanying notes, this report also presents certain Required Supplementary Information (RSI). The RSI that GASB Statement No. 34 requires includes a budgetary comparison schedule for the general fund and schedule of funding progress for Texas Municipal Retirement System. The RSI can be found after the basic financial statements.

GOVERNMENT-WIDE FINANCIAL ANALYSIS

As noted previously, net position may serve over time as a useful indicator of the City's financial position. For the City, assets exceeded liabilities by \$36,761,628 as of December 31, 2022, in the primary government.

The largest portion of the City's net position, \$30,232,245, reflects its investments in capital assets (e.g., land, infrastructure, and streets), less any debt used to acquire those assets that is still outstanding. The City uses these capital assets to provide services to citizens; consequently, these assets are not available for future spending. Although the City's investment in its capital assets is reported net of related debt, it should be noted that the resources needed to repay this debt must be provided from other sources, since the assets themselves cannot be used to liquidate these liabilities.

City of Piney Point Village, Texas
MANAGEMENT'S DISCUSSION AND ANALYSIS, Continued
December 31, 2022

Statement of Net Position:

The following table reflects the condensed Statement of Net Position:

	Governmental Activities	
	2022	2021
Current and other assets	\$ 14,571,001	\$ 11,761,719
Long-term assets	34,829,092	34,415,216
Total Assets	49,400,093	46,176,935
Deferred Outflows of Resources	37,124	45,144
Other liabilities	2,295,788	1,234,257
Long-term liabilities	2,860,108	3,923,665
Total Liabilities	5,155,896	5,157,922
Deferred Inflows of Resources	7,519,693	6,979,047
Net Position:		
Net investment in capital assets	30,232,245	29,624,644
Restricted	1,078,754	547,052
Unrestricted	5,450,629	3,913,414
Total Net Position	\$ 36,761,628	\$ 34,085,110

City of Piney Point Village, Texas
MANAGEMENT'S DISCUSSION AND ANALYSIS, Continued
December 31, 2022

Statement of Activities:

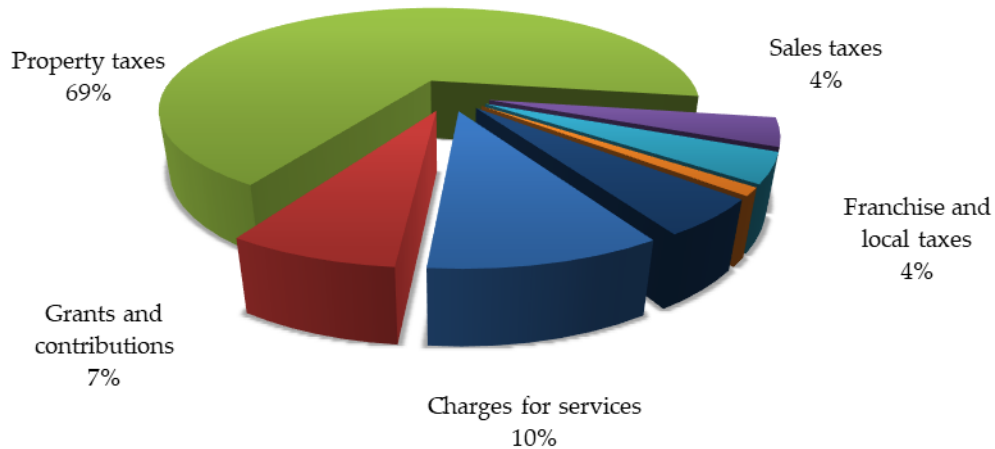
The following table provides a summary of the City's changes in net position:

	Governmental Activities	
	2022	2021
Revenues		
Program revenues:		
Charges for services	\$ 989,843	\$ 591,196
Grants and contributions	724,874	780,738
General revenues:		
Property taxes	6,997,533	7,082,537
Sales taxes	410,160	325,009
Franchise and local taxes	417,743	379,744
Investment income	111,669	4,388
Other revenues	494,454	23,224
Total Revenues	10,146,276	9,186,836
Expenses		
General government	1,448,022	1,597,088
Police	2,119,750	2,036,481
Fire	1,698,980	1,461,876
Sanitation	536,200	529,439
Municipal court	19,321	44,144
Public works	1,586,124	2,035,545
Interest and fiscal charges	61,361	63,689
Total Expenses	7,469,758	7,768,262
Change in Net Position	2,676,518	1,418,574
Beginning Net Position	34,085,110	32,666,536
Ending Net Position	\$ 36,761,628	\$ 34,085,110

City of Piney Point Village, Texas
MANAGEMENT'S DISCUSSION AND ANALYSIS, Continued
December 31, 2022

Graphic presentations of selected data from the summary tables are displayed below to assist in the analysis of the City's activities.

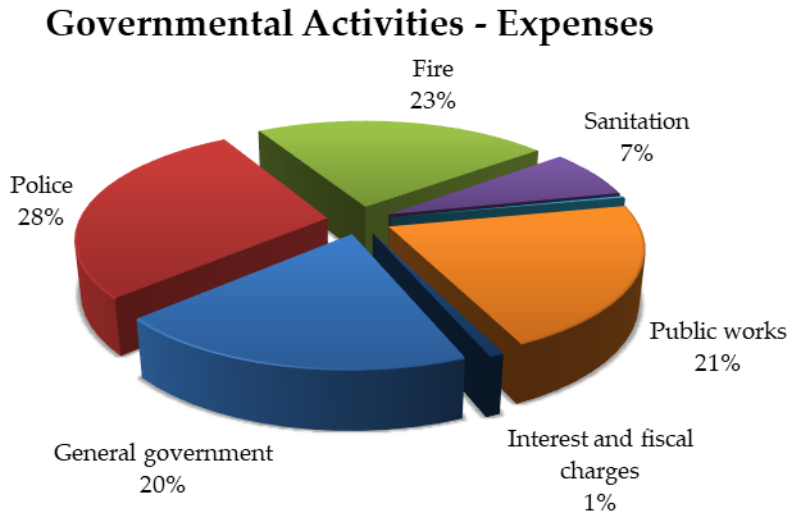
Governmental Activities - Revenues



For the year ended December 31, 2022, revenues from governmental activities totaled \$10,146,276. Property tax is the City's largest revenue source at \$6,997,533. Charges for services increased \$398,647 or 67%, which is primarily a result of additional permit fees during the year compared to last. Grants and contributions decreased \$55,864 or 8% due to some nonrecurring contributions received in the previous year from the American Rescue Plan and from Harris County. Sales taxes increased \$85,151 or 26% due to added online sales. Franchise and local taxes increased \$37,999 or 10% due to higher rates and local activity. In addition, investment income increased \$107,281 primarily due to higher interest rates caused by changing market conditions and change in interest bearing account balances. Other revenues increased by \$471,230 primarily due to nonrecurring reimbursements and recoveries received in the current year. All other revenues remained relatively stable when compared to the previous year.

City of Piney Point Village, Texas
MANAGEMENT'S DISCUSSION AND ANALYSIS, Continued
December 31, 2022

This graph shows the governmental function expenses of the City:



For the year ended December 31, 2022, expenses for governmental activities totaled \$7,469,758. This represents a decrease of \$298,504 from the prior year. The City's largest functional expense is police in the amount of \$2,119,750, which increased by \$83,269 or 4% from the previous year. The increase is primarily due to an increase in personnel costs at the Memorial Village Police Department during the current year. General government expenses decreased \$149,066 or 9% primarily due to the implementation of accounting pronouncement GASB 87 which now treats lease payments as a reduction of principal rather than an operating lease expense. Fire expenses increased by \$237,104 or 16% primarily due to added personnel costs. Municipal court expenses decreased \$24,823 due to a reduction in the purchase of supplies and credit card fees, as well as the nonrecurring utilization of available municipal court child safety funds in the previous year. Public works expenses decreased by \$449,421 or 22% primarily due to fewer repairs and maintenance costs in the current year. All other expenses remained relatively stable when compared to the previous year.

FINANCIAL ANALYSIS OF THE CITY'S FUNDS

As noted earlier, fund accounting is used to demonstrate and ensure compliance with finance-related legal requirements.

Governmental Funds - The focus of the City's governmental funds is to provide information of near-term inflows, outflows and balances of spendable resources. Such information is useful in assessing the City's financing requirements. In particular, unreserved fund balance may serve as a useful measure of the City's net resources available for spending at the end of the year.

As of the end of the year the general fund reflected a total unassigned fund balance of \$4,588,764. The general fund increased by \$908,956 primarily due to revenues exceeded the budgeted revenues.

City of Piney Point Village, Texas
MANAGEMENT'S DISCUSSION AND ANALYSIS, *Continued*
December 31, 2022

The debt service fund reflected a total balance of \$116,995, an increase of \$77,832. The change was due to revenues exceeding the cost of service debt.

There was an increase in governmental fund balance of \$1,418,835 from the prior year. The change is primarily attributable to fewer capital expenditures and revenues exceeding budgeted expectations. The total of all governmental funds reflected a total fund balance of \$5,630,441. Of this, \$77,264 is restricted for municipal court, \$116,995 is restricted for debt service, and \$847,418 is restricted for capital improvements.

GENERAL FUND BUDGETARY HIGHLIGHTS

There was a total positive budget variance of \$547,534 in the general fund. This is a combination of a positive revenue variance of \$939,008 and a negative expenditures variance of \$391,474. Expenditures exceeded appropriations for police by \$26,000, fire by \$133,756 and capital outlay by \$380,093.

CAPITAL ASSETS

As of the end of the year, the City's governmental activities funds had invested \$34,772,688 in a variety of capital assets and infrastructure, net of accumulated depreciation. Depreciation is included with the governmental capital assets as required by GASB Statement No. 34.

Major capital asset events during the current year include the additions of construction in progress over road and drainage construction totaling \$1,521,637 and \$11,450 in equipment. More detailed information about the City's capital assets is presented in note IV. C to the financial statements.

LONG-TERM DEBT

At the end of the current year, the City had total bonds outstanding of \$3,310,000 and lease balance of \$230,642. During the year, the City made principal payments totaling \$874,695. More detailed information about the City's long-term liabilities is presented in note IV. D. to the financial statements.

ECONOMIC FACTORS AND NEXT YEAR'S BUDGET

While the City is an entirely residential community, it has continued to maintain new growth as an attractive destination for Houston-based families. The City's appraised values continue to grow and this has allowed the City to retain its 2022 tax rate for 2023.

The City adopted a budget similar to last year's budget for 2023, retaining the same tax rate with no increases. Since the City's largest revenue source is property taxes, it is important to note that the City's collection rate is near 100%. The City's 2023 budget will continue to provide necessary services. Long-term funds, including new debt funds that will be used to continue improving drainage and maintaining streets while holding tax rates level.

City of Piney Point Village, Texas
MANAGEMENT'S DISCUSSION AND ANALYSIS, Continued
December 31, 2022

CONTACTING THE CITY'S FINANCIAL MANAGEMENT

This financial report is designed to provide a general overview of the City's finances for all those with an interest in the City's finances. Questions concerning this report or requests for additional financial information should be directed to the City Finance Director, City of Piney Point Village, 7676 Woodway, Suite 300, Houston, Texas 77063.

(This page intentionally left blank.)

FINANCIAL STATEMENTS

City of Piney Point Village, Texas

STATEMENT OF NET POSITION (Page 1 of 2)

December 31, 2022

	Primary Government Governmental Activities
<u>Assets</u>	
Current assets:	
Cash and cash equivalents	\$ 9,838,517
Receivables, net	4,732,484
Total Current Assets	14,571,001
Net pension asset	56,404
Capital assets:	
Non-depreciable	958,454
Net depreciable capital assets	33,814,234
Total Noncurrent Assets	34,829,092
Total Assets	49,400,093
 <u>Deferred Outflows of Resources</u>	
Pension contributions	34,216
Pension difference in experience	57
OPEB difference in experience	68
OPEB contributions	540
OPEB changes in assumptions	2,243
Total Deferred Outflows of Resources	\$ 37,124

City of Piney Point Village, Texas

STATEMENT OF NET POSITION (Page 2 of 2)

December 31, 2022

Liabilities

Current liabilities:

Accounts payable and accrued liabilities	\$ 1,057,283
Customer deposits	246,485
Accrued interest payable	38,010
Unearned revenues	22,702
Compensated absences due within one year	24,922
Long-term debt due within one year	906,386

Total Current Liabilities 2,295,788

Noncurrent liabilities:

Compensated absences due in more than one year	2,769
Long-term debt due in more than one year	2,815,239
OPEB liability	42,100

Total Noncurrent Liabilities 2,860,108

Total Liabilities 5,155,896

Deferred Inflows of Resources

Pension difference in earnings	53,486
Unavailable revenue - property taxes	7,466,207

Total Deferred Inflows of Resources 7,519,693

Net Position

Net investment in capital assets	30,232,245
Restricted for:	
Municipal court	77,264
Debt service	116,995
Capital improvements	847,418
Pension	37,077
Unrestricted	5,450,629

Total Net Position \$ 36,761,628

See Notes to Financial Statements.

(This page intentionally left blank.)

City of Piney Point Village, Texas

STATEMENT OF ACTIVITIES For the Year Ended December 31, 2022

Functions/Programs	Expenses	Program Revenues		Net (Expense) Revenue and Changes in Net Position
		Charges for Services	Operating Grants and Contributions	Primary Governmental Activities
Primary Government				
Governmental Activities				
General government	\$ 1,448,022	\$ -	\$ 160,500	\$ (1,287,522)
Police	2,119,750	-	-	(2,119,750)
Fire	1,698,980	-	-	(1,698,980)
Sanitation	536,200	-	-	(536,200)
Municipal court	19,321	113,173	-	93,852
Public works	1,586,124	876,670	564,374	(145,080)
Interest and fiscal charges	61,361	-	-	(61,361)
Total Governmental Activities	7,469,758	989,843	724,874	(5,755,041)

General Revenues:

Taxes	
Property taxes	6,997,533
Sales taxes	410,160
Franchise and local taxes	417,743
Investment income	111,669
Other revenues	494,454
Total General Revenues	8,431,559
Change in Net Position	2,676,518
Beginning Net Position	34,085,110
Ending Net Position	\$ 36,761,628

See Notes to Financial Statements.

City of Piney Point Village, Texas

BALANCE SHEET

GOVERNMENTAL FUNDS

December 31, 2022

	General	Debt Service	Nonmajor Capital Projects	Nonmajor Special Revenue	Total Governmental Funds
<u>Assets</u>					
Cash and cash equivalents	\$ 3,356,709	\$ 4,064,628	\$ 847,418	\$ 77,264	\$ 8,346,019
Cash with fiscal agent	1,310,484	182,014	-	-	1,492,498
Receivables, net	4,165,246	567,238	-	-	4,732,484
Due from other funds	3,762,967	-	-	-	3,762,967
Total Assets	\$ 12,595,406	\$ 4,813,880	\$ 847,418	\$ 77,264	\$ 18,333,968
<u>Liabilities</u>					
Accounts payable and accrued liabilities	\$ 1,057,283	\$ -	\$ -	\$ -	\$ 1,057,283
Customer deposits	246,485	-	-	-	246,485
Due to other funds	-	3,762,967	-	-	3,762,967
Unearned revenue - franchise	22,702	-	-	-	22,702
Total Liabilities	1,326,470	3,762,967	-	-	5,089,437
<u>Deferred Inflows of Resources</u>					
Unavailable revenue - property taxes	6,680,172	933,918	-	-	7,614,090
Total Deferred Inflows of Resources	6,680,172	933,918	-	-	7,614,090
<u>Fund Balances</u>					
Restricted:					
Municipal court	-	-	-	77,264	77,264
Debt service	-	116,995	-	-	116,995
Capital improvements	-	-	847,418	-	847,418
Unassigned:	4,588,764	-	-	-	4,588,764
Total Fund Balances	4,588,764	116,995	847,418	77,264	5,630,441
Total Liabilities, Deferred Inflows of Resources, and Fund Balances	\$ 12,595,406	\$ 4,813,880	\$ 847,418	\$ 77,264	\$ 18,333,968

See Notes to Financial Statements.

City of Piney Point Village, Texas

RECONCILIATION OF THE BALANCE SHEET TO THE STATEMENT OF NET POSITION GOVERNMENTAL FUNDS

December 31, 2022

Fund Balances - Total Governmental Funds	\$ 5,630,441
 Adjustments for the Statement of Net Position:	
Capital assets and other long-term assets used in governmental activities are not current financial resources and, therefore, not reported in the governmental funds.	
Capital assets - non-depreciable	958,454
Capital assets - net depreciable	33,814,234
Net pension asset	56,404
 Other long-term assets are not available to pay for current-period expenditures and, therefore, are deferred in the governmental funds.	
Property tax receivables	147,883
 Deferred outflows (inflows) of resources, represent a consumption of net position that applies to a future period(s) and is not recognized as an outflow of resources (expense/ expenditure) until then.	
Pension contributions	34,216
Pension difference in earnings	(53,486)
Pension difference in experience	57
OPEB contributions	540
OPEB difference in experience	68
OPEB change in assumptions	2,243
 Some liabilities, including bonds payable and deferred charges, are not reported as liabilities in the governmental funds.	
Accrued interest	(38,010)
Compensated absences	(27,691)
Bond premium	(180,983)
Long-term debt	(3,540,642)
OPEB liability	(42,100)
Net Position of Governmental Activities	\$ 36,761,628

See Notes to Financial Statements.

City of Piney Point Village, Texas

STATEMENT OF REVENUES, EXPENDITURES, AND CHANGES IN FUND BALANCE GOVERNMENTAL FUNDS

For the Year Ended December 31, 2022

	General	Debt Service	Nonmajor Capital Projects	Nonmajor Special Revenue	Total Governmental Funds
Revenues					
Property tax	\$ 6,148,263	\$ 886,381	\$ -	\$ -	\$ 7,034,644
Sales tax	410,160	-	-	-	410,160
Franchise and local taxes	417,743	-	-	-	417,743
License and permits	876,670	-	-	-	876,670
Intergovernmental	136,000	-	428,374	-	564,374
Fines and forfeitures	109,031	-	-	4,142	113,173
Investment income	44,268	67,401	-	-	111,669
Other revenue	293,532	-	-	-	293,532
Total Revenues	8,435,667	953,782	428,374	4,142	9,821,965
Expenditures					
Current:					
General government	1,351,167	-	-	-	1,351,167
Police	2,119,750	-	-	-	2,119,750
Fire	1,698,980	-	-	-	1,698,980
Sanitation	536,200	-	-	-	536,200
Municipal court	18,852	-	-	469	19,321
Public works	500,636	-	-	-	500,636
Capital outlay	1,539,778	-	-	-	1,539,778
Debt Service:					
Principal	109,695	765,000	-	-	874,695
Interest and fiscal charges	13,075	110,950	-	-	124,025
Total Expenditures	7,888,133	875,950	-	469	8,764,552
Excess of Revenues Over (Under)					
Expenditures	547,534	77,832	428,374	3,673	1,057,413
Other Financing Sources (Uses)					
Cost recoveries	361,422	-	-	-	361,422
Total Other Financing Sources (Use)	361,422	-	-	-	361,422
Net Change in Fund Balances	908,956	77,832	428,374	3,673	1,418,835
Beginning fund balances	3,679,808	39,163	419,044	73,591	4,211,606
Ending Fund Balances	\$ 4,588,764	\$ 116,995	\$ 847,418	\$ 77,264	\$ 5,630,441

See Notes to Financial Statements.

City of Piney Point Village, Texas

RECONCILIATION OF THE STATEMENT OF REVENUES, EXPENDITURES, AND CHANGES IN FUND BALANCES OF GOVERNMENTAL FUNDS TO THE STATEMENT OF ACTIVITIES

For the Year Ended December 31, 2022

Amounts reported for governmental activities in the statement of activities are different because:

Net changes in fund balances - total governmental funds	\$ 1,418,835
<p>Governmental funds report capital outlays as expenditures. However, in the statement of activities the cost of those assets is allocated over their estimated useful lives and reported as depreciation expense.</p>	
Capital outlay	1,533,087
Depreciation expense	(1,173,701)
<p>Revenues in the statement of activities that do not provide current financial resources are not reported as revenues in the funds.</p>	
	(37,111)
<p>Some expenses reported in the statement of activities do not require the use of current financial resources and, therefore, are not reported as expenditures in governmental funds.</p>	
Compensated absences	(13,074)
Accrued interest	7,705
<p>The issuance of long-term debt (e.g., bonds, leases, certificates of obligation) provides current financial resources to governmental funds, while the repayment of the principal of long-term debt consumes the current financial resources of governmental funds. Neither transaction, however, has any effect on net position. Also, governmental funds report the effect of premiums, discounts, and similar items when they are first issued; whereas, these amounts are deferred and amortized in the statement of activities. This amount is the net effect of these differences in the treatment of long-term debt and related items.</p>	
Amortization of premium	54,959
Principal payments	874,695
Pension expense	14,729
OPEB expense	(3,606)
Change in Net Position of Governmental Activities	\$ 2,676,518

See Notes to Financial Statements.

(This page intentionally left blank.)

City of Piney Point Village, Texas

NOTES TO FINANCIAL STATEMENTS

For the Year Ended December 31, 2022

I. SUMMARY OF SIGNIFICANT ACCOUNTING POLICIES

A. Description of Government-Wide Financial Statements

The government-wide financial statements (i.e., the statement of net position and the statement of activities) report information on all of the nonfiduciary activities of the primary government and its component units. *Governmental activities*, which normally are supported by taxes, intergovernmental revenues, and other nonexchange transactions, are reported separately from *business-type activities*, which rely to a significant extent on fees and charges to external customers for support. Likewise, the *primary government* is reported separately from certain legally separate *component units* for which the primary government is financially accountable.

B. Reporting Entity

The City of Piney Point Village, Texas (the "City") was organized in 1954 to provide municipal services such as police; fire; code enforcement; public works; street repair and maintenance; and general administrative services.

The City is an independent political subdivision of the State of Texas governed by an elected five member council and a mayor and is considered a primary government. As required by generally accepted accounting principles, these basic financial statements have been prepared based on considerations regarding the potential for inclusion of other entities, organizations, or functions as part of the City's financial reporting entity. No other entities have been included in the City's reporting entity. Additionally, as the City is considered a primary government for financial reporting purposes, its activities are not considered a part of any other governmental or other type of reporting entity.

Considerations regarding the potential for inclusion of other entities, organizations or functions in the City's financial reporting entity are based on criteria prescribed by generally accepted accounting principles. These same criteria are evaluated in considering whether the City is a part of any other governmental or other type of reporting entity. The overriding elements associated with prescribed criteria considered in determining that the City's financial reporting entity status is that of a primary government are that it has a separately elected governing body; it is legally separate; and is fiscally independent of other state and local governments. Additionally prescribed criteria under generally accepted accounting principles include considerations pertaining to organizations for which the primary government is financially accountable, and considerations pertaining to organizations for which the nature and significance of their relationship with the primary government are such that exclusion would cause the reporting entity's financial statements to be misleading or incomplete.

City of Piney Point Village, Texas

NOTES TO FINANCIAL STATEMENTS, *Continued*

For the Year Ended December 31, 2022

Joint Venture

Joint Ventures are legal entities or other organizations that result from a contractual arrangement that are owned, operated, or governed by two or more participants as a separate and specific activity subject to joint control. The participants retain either an ongoing financial interest or an ongoing financial responsibility. The City's two joint ventures are described as follows:

Village Fire Department

Village Fire Department ("VFD") was created in 1978 as part of an agreement between multiple contracting cities joined into an interlocal cooperation agreement to establish a common municipal fire department, chartered as the Village Fire Department. The City does not have an equity interest and has no significant influence over VFD's administration or operation.

Memorial Villages Police Department

The Memorial Villages Police Department ("MVPD") was created in 1977 as part of an agreement between multiple contracting cities joined into an interlocal cooperation agreement to furnish all police services and law enforcement activities to the participating cities. The City does not have an equity interest and has no significant influence over MVPD's administration or operation.

C. Basis of Presentation Government-Wide and Fund Financial Statements

While separate government-wide and fund financial statements are presented, they are interrelated. The governmental activities column incorporates data from governmental funds. Separate financial statements are provided for governmental funds.

As a general rule, the effect of interfund activity has been eliminated from the government-wide financial statements. Exceptions to this general rule are payments in lieu of taxes where the amounts are reasonably equivalent in value to the interfund services provided and other charges between various other functions of the City. Elimination of these charges would distort the direct costs and program revenues reported for the various functions concerned.

The fund financial statements provide information about the government's funds. Separate statements for each fund category, governmental are presented. The emphasis of fund financial statements is on major governmental funds, each displayed in a separate column.

City of Piney Point Village, Texas

NOTES TO FINANCIAL STATEMENTS, *Continued*

For the Year Ended December 31, 2022

The government reports the following governmental funds:

Governmental Funds

Governmental funds are those funds through which most governmental functions are typically financed.

General Fund

The general fund is used to account for all financial transactions not properly includable in other funds. The principal sources of revenues include local property taxes, sales and franchise taxes, licenses and permits, fines and forfeitures, and charges for services. Expenditures include general government, municipal court, public safety, public works, and code enforcement. The general service fund is considered a major fund for reporting purposes.

Debt Service Fund

The debt service fund is used to account for the payment of interest and principal on all general obligation bonds and other long-term debt of governmental funds. The primary source of revenue for debt service is local property taxes. The debt service fund is considered a major fund for reporting purposes.

Capital Projects Funds

The capital project funds are used to account for the expenditures of resources accumulated from general obligation bonds, tax notes, related interest earnings, and other sources for capital improvement projects. The capital projects fund is a nonmajor fund for reporting purposes.

Special Revenue Fund

The special revenue fund is used to account for the proceeds of specific revenue sources (other than expendable trusts and major capital projects) that are legally restricted, committed, or assigned for specified activities. The special revenue fund is a nonmajor fund for reporting purposes.

During the course of operations the government has activity between funds for various purposes. Any residual balances outstanding at year end are reported as due from/to other funds and advances to/from other funds. While these balances are reported in fund financial statements, certain eliminations are made in the preparation of the government-wide financial statements. Balances between the funds included in governmental activities (i.e.,

City of Piney Point Village, Texas

NOTES TO FINANCIAL STATEMENTS, *Continued*

For the Year Ended December 31, 2022

the governmental and internal service funds) are eliminated so that only the net amount is included as internal balances in the governmental activities column.

Further, certain activity occurs during the year involving transfers of resources between funds. In fund financial statements these amounts are reported at gross amounts as transfers in/out. While reported in fund financial statements, certain eliminations are made in the preparation of the government-wide financial statements. Transfers between the funds included in governmental activities are eliminated so that only the net amount is included as transfers in the governmental activities column.

D. Measurement Focus and Basis of Accounting

The accounting and financial reporting treatment is determined by the applicable measurement focus and basis of accounting. Measurement focus indicates the type of resources being measured such as *current financial resources* or *economic resources*. The basis of accounting indicates the timing of transactions or events for recognition in the financial statements.

The government-wide financial statements are reported using the *economic resources measurement focus* and the *accrual basis of accounting*. Revenues are recorded when earned and expenses are recorded when a liability is incurred, regardless of the timing of related cash flows. Property taxes are recognized as revenues in the year for which they are levied. Grants and similar items are recognized as revenue as soon as all eligibility requirements imposed by the provider have been met.

The governmental fund financial statements are reported using the *current financial resources measurement focus* and the *modified accrual basis of accounting*. Revenues are recognized as soon as they are both measurable and available. Revenues are considered to be available when they are collectible within the current period or soon enough thereafter to pay liabilities of the current period. For this purpose, the government considers revenues to be available if they are collected within 60 days of the end of the current fiscal period. Expenditures generally are recorded when a liability is incurred, as under accrual accounting. However, debt service expenditures, as well as expenditures related to compensated absences, and claims and judgments, are recorded only when payment is due. General capital asset acquisitions are reported as expenditures in governmental funds. Issuance of long-term debt and acquisitions under capital leases are reported as other financing sources.

Property taxes, sales taxes, franchise taxes, licenses, and interest associated with the current fiscal period are all considered to be susceptible to accrual and so have been recognized as revenues of the current fiscal period. Entitlements are recorded as revenues when all eligibility requirements are met, including any time requirements, and the amount is received during the period or within the availability period for this revenue source (within 60 days of year end). Expenditure-driven grants are recognized as revenue when the

City of Piney Point Village, Texas

NOTES TO FINANCIAL STATEMENTS, *Continued*

For the Year Ended December 31, 2022

qualifying expenditures have been incurred and all other eligibility requirements have been met, and the amount is received during the period or within the availability period for this revenue source (within 60 days of year end). All other revenue items are considered to be measurable and available only when cash is received by the government.

E. Assets, Liabilities, Deferred Outflows/Inflows of Resources and Net Position/Fund Balance

1. Deposits and Investments

The City's cash and cash equivalents are considered to be cash on hand, demand deposits and short term investments with original maturities of three months or less from the date of acquisition. For the purpose of the statement of cash flows, the proprietary fund types consider temporary investments with maturity of three months or less when purchased to be cash equivalents.

In accordance with GASB Statement No. 31, *Accounting and Reporting for Certain Investments and External Investment Pools*, the City reports all investments at fair value, except for "money market investments" and "2a7-like pools." Money market investments, which are short-term highly liquid debt instruments that may include U.S. Treasury and agency obligations, are reported at amortized costs. Investment positions in external investment pools that are operated in a manner consistent with the SEC's Rule 2a7 of the Investment Company Act of 1940, such as TexPool, are reported using the pools' share price.

The City has adopted a written investment policy regarding the investment of its funds as defined in the Public Funds Investment Act, Chapter 2256, of the Texas Governmental Code. In summary, the City is authorized to invest in the following:

- Direct obligations of the U.S. Government
- Fully collateralized certificates of deposit and money market accounts
- Statewide investment pools

2. Fair Value Measurement

The City has applied Governmental Accounting Standards Board ("GASB") Statement No. 72, Fair Value Measurement and Application. GASB Statement No. 72 provides guidance for determining a fair value measurement for reporting purposes and applying fair value to certain investments and disclosures related to all fair value measurements.

3. Receivables and Interfund Transactions

Transactions between funds that are representative of lending/borrowing arrangements outstanding at the end of the year are referred to as either "interfund receivables/payables"

City of Piney Point Village, Texas

NOTES TO FINANCIAL STATEMENTS, *Continued*

For the Year Ended December 31, 2022

(i.e., the current portion of interfund loans) or “advances to/from other funds” (i.e., the non-current portion of interfund loans). All other outstanding balances between funds are reported as “due to/from other funds” in the fund financial statements. If the transactions are between the primary government and its component unit, these receivables and payables are classified as “due to/from component unit/primary government.”

Advances between funds are offset by a fund balance reserve account in the applicable governmental fund to indicate they are not available for appropriation and are not expendable available financial resources.

All trade receivables are shown net of any allowance for uncollectible amounts.

4. Property Taxes

Property taxes are levied by October 1 on the assessed value listed as of the prior January 1 for all real and business personal property in conformity with Subtitle E, Texas Property Tax Code. Taxes are due on receipt of the tax bill and are delinquent if not paid before February 1 of the year following the year in which imposed. Penalties are calculated after February 1 up to the date collected by the government at the rate of 6% for the first month and increased 1% per month up to a total of 12%. Interest is calculated after February 1 at the rate of 1% per month up to the date collected by the government. Under state law, property taxes levied on real property constitute a lien on the real property which cannot be forgiven without specific approval of the State Legislature. The lien expires at the end of twenty years. Taxes levied on personal property can be deemed uncollectible by the City.

5. Inventories and Prepaid Items

The costs of governmental fund type inventories are recorded as expenditures when the related liability is incurred (i.e., the purchase method). Certain payments to vendors reflect costs applicable to the future accounting period (prepaid expenditures) are recognized as expenditures when utilized.

6. Capital Assets

Capital assets, which include property, plant, equipment, and infrastructure assets (e.g., roads, bridges, sidewalks, and similar items) are reported in the applicable governmental activities columns in the government-wide financial statements. Capital assets are defined by the government, as assets with an initial individual cost of more than \$5,000 and an estimated useful life in excess of one year. Such assets are recorded at historical cost or estimated historical cost if purchased or constructed. Donated capital assets are recorded at estimated fair market value at the date of donation. Major outlays for capital assets and improvements are capitalized as projects are constructed.

City of Piney Point Village, Texas

NOTES TO FINANCIAL STATEMENTS, *Continued*

For the Year Ended December 31, 2022

The costs of normal maintenance and repairs that do not add to the value of the asset or materially extend assets' lives are not capitalized.

Property, plant, and equipment of the primary government, as well as the component units, are depreciated using the straight-line method over the following estimated useful years.

<u>Asset Description</u>	<u>Estimated Useful Life</u>
Furniture and equipment	5 to 10 years
Infrastructure	20 to 65 years

7. Deferred Outflows/Inflows of Resources

In addition to assets, the statement of financial position will sometimes report a separate section for deferred outflows of resources. This separate financial statement element, *deferred outflows of resources*, represents a consumption of net position that applies to a future period(s) and so will *not* be recognized as an outflow of resources (expense/ expenditure) until then. An example is a deferred charge on refunding reported in the government-wide statement of net position. A deferred charge on refunding results from the difference in the carrying value of refunded debt and its reacquisition price. This amount is deferred and amortized over the shorter of the life of the refunded or refunding debt.

In addition to liabilities, the statement of financial position will sometimes report a separate section for deferred inflows of resources. This separate financial statement element, *deferred inflows of resources*, represents an acquisition of net position that applies to a future period(s) and so will *not* be recognized as an inflow of resources (revenue) until that time. The government has only one type of item, which arises only under a modified accrual basis of accounting, that qualifies for reporting in this category. Accordingly, the item, *unavailable revenue*, is reported only in the governmental funds balance sheet. The governmental funds report unavailable revenues from one source: property taxes. This amount is deferred and recognized as an inflow of resources in the period that the amounts become available.

8. Net Position Flow Assumption

Sometimes the government will fund outlays for a particular purpose from both restricted (e.g., restricted bond or grant proceeds) and unrestricted resources. In order to calculate the amounts to report as restricted – net position and unrestricted – net position in the government-wide and proprietary fund financial statements, a flow assumption must be made about the order in which the resources are considered to be applied.

It is the government's policy to consider restricted – net position to have been depleted before unrestricted – net position is applied.

City of Piney Point Village, Texas

NOTES TO FINANCIAL STATEMENTS, *Continued*

For the Year Ended December 31, 2022

9. Fund Balance Flow Assumptions

Sometimes the government will fund outlays for a particular purpose from both restricted and unrestricted resources (the total of committed, assigned, and unassigned fund balance). In order to calculate the amounts to report as restricted, committed, assigned, and unassigned fund balance in the governmental fund financial statements a flow assumption must be made about the order in which the resources are considered to be applied. It is the government's policy to consider restricted fund balance to have been depleted before using any of the components of unrestricted fund balance. Further, when the components of unrestricted fund balance can be used for the same purpose, committed fund balance is depleted first, followed by assigned fund balance. Unassigned fund balance is applied last.

10. Fund Balance Policies

Fund balance of governmental funds is reported in various categories based on the nature of any limitations requiring the use of resources for specific purposes. The government itself can establish limitations on the use of resources through either a commitment (committed fund balance) or an assignment (assigned fund balance).

The committed fund balance classification includes amounts that can be used only for the specific purposes determined by a formal action of the government's highest level of decision-making authority. The governing council is the highest level of decision-making authority for the government that can, by adoption of an ordinance prior to the end of the fiscal year, commit fund balance. Once adopted, the limitation imposed by the ordinance remains in place until a similar action is taken (the adoption of another ordinance) to remove or revise the limitation.

Amounts in the assigned fund balance classification are intended to be used by the government for specific purposes but do not meet the criteria to be classified as committed. The governing body (council) has by resolution authorized the finance director to assign fund balance. The council may also assign fund balance as it does when appropriating fund balance to cover a gap between estimated revenue and appropriations in the subsequent year's appropriated budget. Unlike commitments, assignments generally only exist temporarily. In other words, an additional action does not normally have to be taken for the removal of an assignment. Conversely, as discussed above, an additional action is essential to either remove or revise a commitment.

11. Pensions

For purposes of measuring the net pension liability (asset), deferred outflows of resources and deferred inflows of resources related to pensions, and pension expense, information about the Fiduciary Net Position of the Texas Municipal Retirement System (TMRS) and additions to/deductions from TMRS's Fiduciary Net Position have been determined on the

City of Piney Point Village, Texas

NOTES TO FINANCIAL STATEMENTS, *Continued*

For the Year Ended December 31, 2022

same basis as they are reported by TMRS. For this purpose, plan contributions are recognized in the period that compensation is reported for the employee, which is when contributions are legally due. Benefit payments and refunds are recognized when due and payable in accordance with the benefit terms. Investments are reported at fair value.

12. Other Postemployment Benefits (“OPEB”)

The City has implemented GASB Statement No. 75, Accounting and Financial Reporting for Postemployment Benefits Other Than Pensions. This statement applies to the individual employers (TMRS cities) in the TMRS Supplemental Death Benefits (SDB) plan, with retiree coverage. The TMRS SDBF covers both active and retiree benefits with no segregation of assets, and therefore doesn't meet the definition of a trust under GASB No. 75 (i.e., no assets are accumulated for OPEB) as such the SDBF is considered to be an unfunded OPEB plan. For purposes of reporting under GASB 75, the retiree portion of the SDBF is not considered a cost sharing plan and is instead considered a single employer, defined benefit OPEB plan. The death benefit for active employees provides a lump-sum payment approximately equal to the employee's annual salary, calculated based on the employee's actual earnings on which TMRS deposits are made, for the 12-month period preceding the month of death. The death benefit amount for retirees is \$7,500. GASB No. 75 requires the liability of employers and nonemployer contributing entities to employees for defined benefit OPEB (net OPEB liability) to be measured as the portion of the present value of projected benefit payments to be provided to current active and inactive employees that is attributed to those employees' past periods of service (total OPEB liability), less the amount of the OPEB plan's fiduciary net position.

13. Compensated Absences

It is the City's policy to permit regular full-time employees to accumulate earned but unused vacation up to a maximum of 20 days. Vacation amounts accumulated may be paid to employees upon termination of employment or at retirement. New employees are ineligible for vacation benefits during the first six months of employment and vacation amounts will not be paid upon separation during this period. The estimated amount of compensation for services provided that is expected to be liquidated with expendable, available financial resources is reported as an expenditure and a fund liability of the governmental fund that will pay it when it becomes due. Amounts of vested or accumulated vacation leave that are not expected to be liquidated with expendable, available financial resources are maintained separately and represent a reconciling item between the fund and government-wide presentations.

14. Long-Term Obligations

In the government-wide financial statements, long-term debt and other long-term obligations are reported as liabilities in the applicable governmental activities Statement of

City of Piney Point Village, Texas

NOTES TO FINANCIAL STATEMENTS, *Continued*

For the Year Ended December 31, 2022

Net Position. Bond premiums and discounts are deferred and amortized over the life of the bonds using the effective interest method, if material. Bonds payable are reported net of the applicable bond premium or discount.

In the fund financial statements, governmental fund types recognize bond premiums and discounts, as well as bond issuance costs, during the current period. The face amount of debt issued is reported as other financing sources. Premiums received on debt issuances are reported as other financing sources while discounts on debt issuances are reported as other financing uses. Issuance costs, whether or not withheld from the actual debt proceeds received, are reported as debt service expenditures.

The property tax rate is allocated each year between the general and debt service funds. The full amount estimated to be required for debt service on general obligation debt is provided by the tax along with the interest earned in the debt service fund.

Assets acquired under the terms of capital leases are recorded as liabilities and capitalized in the government-wide financial statements at the present value of net minimum lease payments at inception of the lease. In the year of acquisition, capital lease transactions are recorded as other financing sources and as capital outlay expenditures in the general fund. Lease payments representing both principal and interest are recorded as expenditures in the general fund upon payment with an appropriate reduction of principal recorded in the government-wide financial statements.

15. Estimates

The preparation of financial statements, in conformity with generally accepted accounting principles, requires management to make estimates and assumptions that affect the reported amounts of assets and liabilities and disclosure of contingent assets and liabilities at the date of the financial statements and the reported amounts of revenues and expenses during the reporting period. Actual results could differ from those estimates.

16. Leases

Lessee: The City is a lessee for a noncancellable lease. The City recognizes a lease liability and an intangible right-to-use lease asset (lease asset) in the government-wide financial statements. The City recognizes lease liabilities with an initial, individual value of \$5,000 or more.

At the commencement of a lease, the City initially measures the lease liability at the present value of payments expected to be made during the lease term. Subsequently, the lease liability is reduced by the principal portion of lease payments made. The lease asset is initially measured as the initial amount of the lease liability, adjusted for lease payments

City of Piney Point Village, Texas

NOTES TO FINANCIAL STATEMENTS, *Continued*

For the Year Ended December 31, 2022

made at or before the lease commencement date, plus certain initial direct costs. Subsequently, the lease asset is amortized on a straight-line basis over its useful life.

Key estimates and judgments related to leases include how the City determines (1) the discount rate it uses to discount the expected lease payments to present value, (2) lease term, and (3) lease payments.

- The City uses the interest rate charged by the lessor as the discount rate. When the interest rate charged by the lessor is not provided, the City generally uses its estimated incremental borrowing rate as the discount rate for leases.
- The lease term includes the noncancellable period of the lease. Lease payments included in the measurement of the lease liability are composed of fixed payments and purchase option price that the City is reasonably certain to exercise.

The City monitors changes in circumstances that would require a remeasurement of its lease and will remeasure the lease asset and liability if certain changes occur that are expected to significantly affect the amount of the lease liability.

Lease assets are reported with other capital assets and lease liabilities are reported with long-term debt on the statement of net position.

II. RECONCILIATION OF GOVERNMENT-WIDE AND FUND FINANCIAL STATEMENTS

A. Explanation of certain differences between the governmental fund balance sheet and the government-wide statement of net position.

The governmental fund balance sheet includes reconciliation between *fund balance-total governmental funds* and *net position-governmental activities* as reported in the government-wide statement of net position. One element of that reconciliation explains that long-term liabilities, including bonds, are not due and payable in the current period and, therefore, are not reported in the funds.

B. Explanation of certain differences between the governmental fund statement of revenues, expenditures, and changes in fund balances and the government-wide statement of activities.

The governmental fund statement of revenues, expenditures, and changes in fund balances includes a reconciliation between net changes in fund balances – total governmental funds and changes in net position of governmental states that, “the issuance of long-term debt (e.g., bonds) provides current financial resources to governmental funds, while the repayment of the principal of long-term debt consumes the current financial resources of governmental funds. Also, governmental funds report the effect of premiums, discounts, and similar items

City of Piney Point Village, Texas

NOTES TO FINANCIAL STATEMENTS, Continued

For the Year Ended December 31, 2022

when debt is first issued, whereas these amounts are deferred and amortized in the statement of activities.”

III. STEWARDSHIP, COMPLIANCE, AND ACCOUNTABILITY

Annual budgets are adopted on a basis consistent with generally accepted accounting principles except for the capital projects funds, which appropriated on a project-length basis.

The legal level of control as defined by the City Charter is the function level. No funds can be transferred or added to a budgeted item without Council approval. Appropriations lapse at the end of the year. No supplemental budget appropriations were made during the year. For the year ended December 31, 2022, expenditures exceeded appropriations at the legal level of control within the general fund for police by \$26,000, fire by \$133,756, and capital outlay \$380,093.

IV. DETAILED NOTES ON ALL FUNDS

A. Deposits and Investments

As of December 31, 2022, the primary government had the following investments:

<u>Investment Type</u>	<u>Carrying Value</u>	<u>Weighted Average Maturity (Years)</u>
External investment pools	\$ 7,309,799	0.07
Total carrying value	<u>\$ 7,309,799</u>	
Portfolio weighted average maturity		0.07

Interest rate risk – In accordance with its investment policy, the City manages its exposure to declines in fair values by limiting the weighted average of maturity not to exceed five years; structuring the investment portfolio so that securities mature to meet cash requirements for ongoing operations; monitoring credit ratings of portfolio position to assure compliance with rating requirements imposed by the Public Funds Investment Act; and invest operating funds primarily in short-term securities or similar government investment pools.

Credit risk – The City’s investment policy limits investments to obligations of the United States, State of Texas, or their agencies and instrumentalities with an investment quality rating of not less than “A” or its equivalent, by a nationally recognized investment rating firm. Other obligations must be unconditionally guaranteed (either express or implied) by the full faith and credit of the United States Government or the issuing U.S. agency and investment pools with an investment quality not less than AAA or AAA-m, or equivalent, by at least one nationally recognized rating service.

City of Piney Point Village, Texas

NOTES TO FINANCIAL STATEMENTS, *Continued*

For the Year Ended December 31, 2022

Custodial credit risk – deposits: In the case of deposits, this is the risk that in the event of a bank failure, the City's deposits may not be returned to it. State statutes require that all deposits in financial institutions be insured or fully collateralized by U.S. government obligations or its agencies and instrumentalities or direct obligations of Texas or its agencies and instrumentalities that have a market value of not less than the principal amount of the deposits. As of December 31, 2022, the market values of pledged securities and FDIC exceeded bank balances.

Custodial credit risk – investments: For an investment, this is the risk that, in the event of the failure of the counterparty, the City will not be able to recover the value of its investments or collateral securities that are in the possession of an outside party. The City's investment policy requires that it will seek to safekeeping securities at financial institutions, avoiding physical possession. Further, all trades, where applicable, are executed by delivery versus payment to ensure that securities are deposited in the City's safekeeping account prior to the release of funds.

TexPool

TexPool was established as a trust company with the Treasurer of the State of Texas as trustee, segregated from all other trustees, investments, and activities of the trust company. The State Comptroller of Public Accounts exercises oversight responsibility over TexPool. Oversight includes the ability to significantly influence operations, designation of management, and accountability for fiscal matters. Additionally, the State Comptroller has established an advisory board composed of both participants in TexPool and other persons who do not have a business relationship with TexPool. The advisory board members review the investment policy and management fee structure. Finally, Standard & Poor's rate TexPool "AAAm". As a requirement to maintain the rating, weekly portfolio information must be submitted to Standard & Poor's, as well as the office of the Comptroller of Public Accounts for review.

TexPool operates in a manner consistent with the SEC's Rule 2a7 of the Investment Company Act of 1940. TexPool uses amortized cost rather than market value to report net position to compute share prices. Accordingly, the fair value of the position in TexPool is the same as the value of TexPool shares. There were no limitations or restrictions on withdrawals.

Texas CLASS

Texas CLASS (Texas Cooperative Liquid Assets Securities System Trust) was established in 1996, and was created as an investment pool for its Participants pursuant to Section 2256.016 of the Public Funds Investment Act, Texas Government Code. According to State Code, entities may pool any of their funds, or funds under their control, in order to preserve principal, to maintain the liquidity of the funds, and to maximize yield. The Texas CLASS Trust Agreement is an agreement of indefinite term regarding the investment, reinvestment

City of Piney Point Village, Texas

NOTES TO FINANCIAL STATEMENTS, Continued

For the Year Ended December 31, 2022

and withdrawal of local government funds. The parties to the Trust Agreement are Texas local government entities that choose to participate in the Trust (the "Participants"), Public Trust Advisors LLC (PTA) as Program Administrator, and Wells Fargo Bank Texas, N.A. as Custodian. Texas CLASS invests only in securities allowed by the Texas Public Funds Investment Act. The pool is governed by a board of trustees, elected annually by its participants. Texas CLASS is rated 'AAAm' by Standard and Poor's Ratings Services. The City's fair value position is stated at the value of the position upon withdrawal. There were no limitations or restrictions on withdrawals.

B. Receivables

The following comprise receivable balances of the primary government at year end:

	<u>General</u>	<u>Debt Service</u>	<u>Total</u>
Property taxes	\$ 4,040,111	\$ 567,238	\$ 4,607,349
Sales tax	47,825	-	47,825
Franchise & local taxes	55,099	-	55,099
Other	22,211	-	22,211
	<u>\$ 4,165,246</u>	<u>\$ 567,238</u>	<u>\$ 4,732,484</u>

City of Piney Point Village, Texas

NOTES TO FINANCIAL STATEMENTS, Continued

For the Year Ended December 31, 2022

C. Capital Assets

A summary of changes in governmental activities capital assets for the year end was as follows:

	Beginning Balances	Increases	Decreases/ Reclassifications	Ending Balances
Capital assets, not being depreciated:				
Construction in progress	\$ 1,427,141	\$ 1,149,641	\$ (1,618,328)	\$ 958,454
Total capital assets not being depreciated	1,427,141	1,149,641	(1,618,328)	958,454
Capital assets, being depreciated:				
Infrastructure	41,837,622	371,996	1,618,328	43,827,946
Equipment	78,924	11,450	-	90,374
Right of Use Asset	340,337	-	-	340,337
Total capital assets being depreciated	42,256,883	383,446	1,618,328	44,258,657
Less accumulated depreciation				
Infrastructure	9,191,798	1,056,250	-	10,248,048
Equipment	78,924	763	-	79,687
Right of Use Asset	-	116,688	-	116,688
Total accumulated depreciation	9,270,722	1,173,701	-	10,444,423
Net capital assets being depreciated	32,986,161	(790,255)	1,618,328	33,814,234
Total Capital Assets	\$ 34,413,302	\$ 359,386	\$ -	\$ 34,772,688

Depreciation was charged to governmental functions as follows:

General government	\$ 117,451
Public works	1,056,250
Total Governmental Activities Depreciation Expense	\$ 1,173,701

City of Piney Point Village, Texas

NOTES TO FINANCIAL STATEMENTS, *Continued*

For the Year Ended December 31, 2022

D. Long-term Debt

The following is a summary of changes in the City's total governmental long-term liabilities for the year ended. In general, the City uses the debt service fund to liquidate governmental long-term liabilities.

	Beginning Balance	Additions	Reductions	Ending Balance	Amounts Due within One Year
Governmental Activities:					
Bonds, notes and other payables:					
General Obligation Bonds	\$ 4,075,000	\$ -	\$ (765,000)	\$ 3,310,000	\$ 790,000
Premium	235,942	-	(54,959)	180,983	-
Lease	340,337	-	(109,695)	230,642	116,386
Total Governmental Activities	\$ 4,651,279	\$ -	\$ (929,654)	\$ 3,721,625	\$ 906,386
Long-term liabilities due in more than one year				\$ 2,815,239	

Long-term liabilities applicable to the City's governmental activities are not due and payable in the current period and accordingly, are not reported as fund liabilities in the governmental funds. Interest on long-term debt is not accrued in governmental funds, but rather is recognized as an expenditure when due.

Long-term debt at year end was comprised of the following debt issues:

General Obligation Bonds:

\$3,910,000 General Obligation Bond, Series 2015, due in installments through 2025, interest of 2-2.5%	\$ 1,260,000
\$3,735,000 General Obligation Bond, Series 2017, due in installments through 2027, interest of 2-4%	2,050,000
Total General Obligation bonds	\$ 3,310,000
Premiums	\$ 180,983
Leases, due in monthly installments through 2024, interest of 5%	230,642
Total Deferred Amounts	\$ 411,625
Total Debt	\$ 3,721,625

City of Piney Point Village, Texas

NOTES TO FINANCIAL STATEMENTS, *Continued*

For the Year Ended December 31, 2022

The annual requirements to amortize debt issues outstanding at year ending were as follows:

Year ending December 31,	General Obligation Bonds	
	Principal	Interest
2023	\$ 790,000	\$ 84,950
2024	820,000	61,050
2025	840,000	37,325
2026	425,000	19,425
2027	435,000	6,525
Total	\$ 3,310,000	\$ 209,275

General obligation bonds are direct obligations of the City for which its full faith and credit are pledged. Repayment of general obligation bonds are from taxes levied on all taxable property located within the City. The City is not obligated in any manner for special assessment debt.

Year ending December 31,	Lease	
	Principal	Interest
2023	\$ 116,386	\$ 8,889
2024	114,256	2,876
Total	\$ 230,642	\$ 11,765

The City's lease liability is for the use of office space to house City Hall. Lease payments are payable monthly in advance commencing on the commencement date of August 1, 2007 and continuing throughout the term and shall be accompanied by all applicable state and local sales or use taxes. Payments are payable on the first day of each month beginning on the first day of the second full calendar month of the term. The contract expired August 1, 2017 and was renewed to November 30, 2024. The City paid principal of \$109,695 and interest of \$13,075, totaling \$122,770 in rental expense during the year.

City of Piney Point Village, Texas

NOTES TO FINANCIAL STATEMENTS, Continued

For the Year Ended December 31, 2022

E. Other Long-term Liabilities

The following summarizes the changes in the compensated absences balances of the primary government during the year. In general, the City uses the general fund to liquidate compensated absences.

	Beginning Balance	Additions	Reductions	Ending Balance	Amounts Due within One Year
Governmental Activities:					
Compensated absences	\$ 14,617	\$ 20,250	\$ (7,176)	\$ 27,691	\$ 24,922
Total Governmental Activities	\$ 14,617	\$ 20,250	\$ (7,176)	\$ 27,691	\$ 24,922
Other long-term liabilities due in more than one year				\$ 2,769	

F. Customer Deposits

The City had customer deposits of \$246,485 in the general fund as of year-end. This consists of the City's required \$25,000 temporary certification of occupancy and \$2,000 gas meter deposit for all new home building permits. This amount will be refunded upon completion of the project and by meeting certain criteria set by the City.

G. Interfund Transactions

The composition of internal balances as of the year ended December 31, 2022 is as follows:

	Due from:	
Due to:	Debt	Total
	Service	
General Fund	\$ 3,762,967	\$ 3,762,967
Total	\$ 3,762,967	\$ 3,762,967

City of Piney Point Village, Texas

NOTES TO FINANCIAL STATEMENTS, Continued

For the Year Ended December 31, 2022

H. Fund Equity

The City records fund balance restrictions on the fund level to indicate that a portion of the fund balance is legally restricted for a specific future use or to indicate that a portion of the fund balance is not available for expenditures.

The following is a list of fund balances restricted/committed by the City:

	Restricted Fund Balance
Municipal court	* \$ 77,264
Debt service	116,995
Capital improvements	847,418
Total	\$ 1,041,677

*Restricted by enabling legislation.

V. OTHER INFORMATION

A. Risk Management

The City is exposed to various risks of loss related to torts; theft of, damage to and destruction of assets, errors and omissions; and natural disasters for which the City participates along with over 2,800 other entities in the Texas Municipal League Intergovernmental Risk Pools. The Pool purchases commercial insurance at group rates for participants in the Pool. The City has no additional risk or responsibility to the Pool outside of the payment of insurance premiums. The City has not significantly reduced insurance coverage or had settlements which exceeded coverage amounts for the past three years.

B. Contingent Liabilities

Amounts received or receivable from granting agencies are subject to audit and adjustment by grantor agencies, principally the federal government. Any disallowed claims, including amounts already collected, may constitute a liability of the applicable funds. The amounts of expenditures which may be disallowed by the grantor cannot be determined at this time although the City expects such amounts, if any, to be immaterial.

Liabilities are reported when it is probable that a loss has occurred and the amount of the loss can be reasonably estimated. Liabilities include an amount for claims that have been incurred but not reported. Claim liabilities are calculated considering the effects of inflation, recent claim settlement trends, including frequency and amount of payouts, and other economic and social factors.

City of Piney Point Village, Texas

NOTES TO FINANCIAL STATEMENTS, *Continued*

For the Year Ended December 31, 2022

C. Arbitrage

The Tax Reform Act of 1986 instituted certain arbitrage consisting of complex regulations with respect to issuance of tax-exempt bonds after August 31, 1986. Arbitrage regulations deal with the investment of tax-exempt bond proceeds at an interest yield greater than the interest yield paid to bondholders. Generally, all interest paid to bondholders can be retroactively rendered taxable if applicable rebates are not reported and paid to the Internal Revenue Service at least every five years for applicable bond issues. Accordingly, there is the risk that if such calculations are not performed correctly, a substantial liability to the City could result. The City does anticipate that it will have an arbitrage liability and performs annual calculations to estimate this potential liability. The City will also engage an arbitrage consultant to perform the calculations in accordance with Internal Revenue Service's rules and regulations if indicated.

D. Pension Plans

Texas Municipal Retirement System

1. Plan Description

The City of Piney Point Village, Texas participates as one of 895 plans in the nontraditional, joint contributory, hybrid defined benefit pension plan administered by the Texas Municipal Retirement System (TMRS). TMRS is an agency created by the State of Texas and administered in accordance with the TMRS Act, Subtitle G, Title 8, Texas Government Code (the TMRS Act) as an agent multiple-employer retirement system for municipal employees in the State of Texas. The TMRS Act places the general administration and management of the System with a six-member Board of Trustees. Although the Governor, with the advice and consent of the Senate, appoints the Board, TMRS is not fiscally dependent on the State of Texas. TMRS's defined benefit pension plan is a tax-qualified plan under Section 401 (a) of the Internal Revenue Code. TMRS issues a publicly available annual comprehensive annual financial report that can be obtained at www.tmrs.com.

All eligible employees of the city are required to participate in TMRS.

2. Benefits Provided

TMRS provides retirement, disability, and death benefits. Benefit provisions are adopted by the governing body of the city, within the options available in the state statutes governing TMRS.

At retirement, the benefit is calculated as if the sum of the employee's contributions, with interest, and the city-financed monetary credits with interest were used to purchase an annuity. Members may choose to receive their retirement benefit in one of seven payments options. Members may also choose to receive a portion of their benefit as a Partial Lump Sum Distribution

City of Piney Point Village, Texas

NOTES TO FINANCIAL STATEMENTS, *Continued*

For the Year Ended December 31, 2022

in an amount equal to 12, 24, or 36 monthly payments, which cannot exceed 75% of the member's deposits and interest.

The plan provisions are adopted by the governing body of the City, within the options available in the state statutes governing TMRS. Plan provisions for the City were as follows:

	<u>Plan Year 2021</u>	<u>Plan Year 2020</u>
Employee deposit rate	5%	5%
Matching ratio (city to employee)	2 to 1	2 to 1
Years required for vesting	5	5
Service retirement eligibility (expressed as age / years of service)	60/5, 0/25	60/5, 0/25
Updated service credit	0% Repeating Transfers	0% Repeating Transfers
Annuity increase (to retirees)	0% of CPI	0% of CPI

Employees covered by benefit terms

At the December 31, 2021 valuation and measurement date, the following employees were covered by the benefit terms:

Inactive employees or beneficiaries currently receiving benefits	8
Inactive employees entitled to but not yet receiving benefits	6
Active employees	<u>6</u>
Total	<u>20</u>

3. Contributions

The contribution rates for employees in TMRS are either 5%, 6%, or 7% of employee gross earnings, and the City matching percentages are either 100%, 150%, or 200%, both as adopted by the governing body of the City. Under the state law governing TMRS, the contribution rate for each city is determined annually by the actuary, using the Entry Age Normal (EAN) actuarial cost method. The actuarially determined rate is the estimated amount necessary to finance the cost of benefits earned by employees during the year, with an additional amount to finance any unfunded accrued liability.

City of Piney Point Village, Texas

NOTES TO FINANCIAL STATEMENTS, *Continued*

For the Year Ended December 31, 2022

Employees for the City of Piney Point Village, Texas were required to contribute 5% of their annual gross earnings during the fiscal year. The contribution rates for the City of Piney Point Village, Texas was 6.34% in calendar year 2021. The City's contributions to TMRS for the year ended December 31, 2022, were \$34,216 and were equal to the required contributions.

4. Net Pension Liability (Asset)

The City's Net Pension Liability (Asset) was measured as of December 31, 2021, and the Total Pension Liability (TPL) used to calculate the Net Pension Liability (Asset) was determined by an actuarial valuation as of that date.

Actuarial assumptions

The Total Pension Liability in the December 31, 2021 actuarial valuation was determined using the following actuarial assumptions:

Inflation	2.5% per year
Overall payroll growth	3.0% per year
Investment Rate of Return	6.75% net of pension plan investment expense, including inflation

Salary increases are based on a service-related table. Mortality rates for active members are based on the PUB(10) mortality tables with the Public Safety table used for males and the General Employee table used for females. Mortality rates for healthy retirees and beneficiaries are based on the Gender-distinct 2019 Municipal Retirees of Texas mortality tables. The rates for actives, healthy retirees and beneficiaries are projected on a fully generational basis by Scale UMP to account for future mortality improvements. For disabled annuitants, the same mortality tables for healthy retirees is used with a 4-year set-forward for males and a 3-year set-forward for females. In addition, a 3.5% and 3.0% minimum mortality rate is applied, for males and females respectively, to reflect the impairment for younger members who become disabled. The rates are projected on a fully generational basis by Scale UMP to account for future mortality improvements subject to the floor.

The actuarial assumptions were developed primarily from the actuarial investigation of the experience of TMRS over the four-year period from December 31, 2014 to December 31, 2018. They were adopted in 2019 and first used in the December 31, 2019 actuarial valuation. The post-retirement mortality assumption for Annuity Purchase Rates (APRs) is based on the Mortality Experience Investigation Study covering 2009 through 2011 and dated December 31, 2013. Plan assets are managed on a total return basis with an emphasis on both capital appreciation as well as the production of income in order to satisfy the short-term and long-term funding needs of TMRS. Plan assets are managed on a total return basis with an emphasis on both capital appreciation as well as the production of income in order to satisfy the short-term and long-term funding needs of TMRS.

City of Piney Point Village, Texas

NOTES TO FINANCIAL STATEMENTS, *Continued*

For the Year Ended December 31, 2022

The long-term expected rate of return on pension plan investments was determined using a building-block method in which best estimate ranges of expected future real rates of return (expected returns, net of pension plan investment expense and inflation) are developed for each major asset class. These ranges are combined to produce the long-term expected rate of return by weighting the expected future real rates of return by the target asset allocation percentage and by adding expected inflation. In determining their best estimate of a recommended investment return assumption under the various alternative asset allocation portfolios, GRS focused on the area between (1) arithmetic mean (aggressive) without an adjustment for time (conservative) and (2) the geometric mean (conservative) with an adjustment for time (aggressive). The target allocation and best estimates of real rates of return for each major asset class in fiscal year 2020 are summarized in the following table:

<u>Asset Class</u>	<u>Target Allocation</u>	<u>Long-Term Expected Real Rate of Return (Arithmetic)</u>
Global Equity	30.0%	5.30%
Core Fixed Income	10.0%	1.25%
Non-Core Fixed Income	20.0%	4.14%
Real Return	10.0%	3.85%
Real Estate	10.0%	4.00%
Absolute Return	10.0%	3.48%
Private Equity	<u>10.0%</u>	7.75%
Total	100.0%	

Discount Rate

The discount rate used to measure the Total Pension Liability was 6.75%. The projection of cash flows used to determine the discount rate assumed that employee and employer contributions will be made at the rates specified in statute. Based on that assumption, the pension plan's Fiduciary Net Position was projected to be available to make all projected future benefit payments of current active and inactive employees. Therefore, the long-term expected rate of return on pension plan investments was applied to all periods of projected benefit payments to determine the Total Pension Liability.

Sensitivity of the Net Pension Liability (Asset) to Changes in the Discount Rate

The following presents the net pension liability of the City, calculated using the discount rate of 6.75%, as well as what the City's net pension liability (asset) would be if it were calculated using a discount rate that is 1-percentage-point lower (5.75%) or 1-percentage-point higher (7.75%) than the current rate:

1% Decrease 5.75%	Current Single Rate Assumption 6.75%	1% Increase 7.75%
\$ 47,367	\$ (56,404)	\$ (143,354)

City of Piney Point Village, Texas

NOTES TO FINANCIAL STATEMENTS, Continued

For the Year Ended December 31, 2022

Changes in the Net Pension (Asset) Liability

	Total Pension Liability (a)	Plan Fiduciary Net Position (b)	Net Pension (Asset) Liability (a) – (b)
Balance at 12/31/20	\$ 794,433	\$ 796,349	\$ (1,916)
Changes for the year:			
Service cost	59,486	-	59,486
Interest	54,248	-	54,248
Difference between expected and actual experience	103	-	103
Changes of assumptions	-	-	-
Contributions – employer	-	37,200	(37,200)
Contributions – employee	-	27,514	(27,514)
Net investment income	-	104,089	(104,089)
Benefit payments, including refunds of emp. contributions	(40,991)	(40,991)	-
Administrative expense	-	(480)	480
Other changes	-	3	(3)
Net changes	72,846	127,335	(54,489)
Balance at 12/31/21	\$ 867,279	\$ 923,684	\$ (56,405)

Pension Plan Fiduciary Net Position

Detailed information about the pension plan's Fiduciary Net Position is available in a separately-issued TMRS financial report. That report may be obtained on the internet at www.tmr.com.

5. Pension Expense and Deferred Outflows of Resources and Deferred Inflows of Resources Related to Pensions

For the year ended December 31, 2022, the City recognized pension expense of \$19,485.

At December 31, 2022, the City reported deferred outflows of resources related to pensions from the following sources:

	Deferred Outflows of Resources	Deferred (Inflows) of Resources
Difference between projected and actual earnings	\$ -	\$ 53,486
Differences between expected and actual economic experience	57	-
Contributions subsequent to the measurement date	34,216	-
Total	\$ 34,273	\$ 53,486

City of Piney Point Village, Texas

NOTES TO FINANCIAL STATEMENTS, Continued

For the Year Ended December 31, 2022

The City reported \$34,216 as deferred outflows of resources related to pensions resulting from contributions subsequent to the measurement date that will be recognized as a reduction of the net pension liability for the year ending December 31, 2023. Other amounts reported as deferred outflows and inflows of resources related to pensions will be recognized in pension expense as follows:

Year ended	
December 31:	
2022	\$ (10,560)
2023	(21,528)
2024	(11,278)
2025	(10,063)
2026	-
Thereafter	-
Total	\$ (53,429)

6. Other Postemployment Benefits

The City also participates in a defined benefit group-term life insurance plan operated by the Texas Municipal Retirement System (TMRS) known as the Supplemental Death Benefits Fund (SDBF). This is a voluntary program in which participating member cities may elect, by ordinance, to provide group-term life insurance coverage for their active members, including or not including retirees. The City elected, by ordinance, to provide group-term life insurance coverage to both current and retired employees. The City may terminate coverage under and discontinue participation in the SDBF by adopting an ordinance before November 1 of any year to be effective the following January 1.

The death benefit for active employees provides a lump-sum payment approximately equal to the employee's annual salary (calculated based on the employee's actual earnings, for the 12-month period preceding the month of death); retired employees are insured for \$7,500; this coverage is an "other postemployment benefit," or OPEB. The SDBF covers both active and retiree benefits with no segregation of assets and, therefore, doesn't meet the definition of a trust under GASB No. 75, paragraph 4b, (i.e., no assets are accumulated for OPEB). As such, the SDBF is considered to be a single-employer unfunded OPEB plan (and not a cost sharing plan) with benefit payments treated as being equal to the employer's yearly contributions for retirees.

The City contributes to the SDBF at a contractually required rate as determined by an annual actuarial valuation. The rate is equal to the cost of providing one-year term life insurance. The funding policy for the SDBF program is to assure that adequate resources are available to meet all death benefit payments for the upcoming year; the intent is not to pre-fund retiree term life insurance during employees' entire careers.

City of Piney Point Village, Texas

NOTES TO FINANCIAL STATEMENTS, *Continued*

For the Year Ended December 31, 2022

Employees covered by benefit terms

At the December 31, 2021 valuation and measurement date, the following employees were covered by the benefit terms:

Inactive employees or beneficiaries currently receiving benefits	6
Inactive employees entitled to but not yet receiving benefits	1
Active employees	6
Total	13

The City's contributions to the TMRS SDBF for the years ended 2022, 2021, and 2020 were \$452, \$201, and \$111 respectively, which equaled the required contributions each year.

Plan/ Calendar Year	Annual Required Contribution (Rate)	Actual Contribution Made (Rate)	Percentage of ARC Contributed
2020	0.04%	0.04%	100.0%
2021	0.10%	0.10%	100.0%
2022	0.10%	0.10%	100.0%

Total OPEB Liability

The City's Postemployment Benefits Other Than Pensions Liability (OPEB) was measured as of December 31, 2021, and the Total OPEB Liability was determined by an actuarial valuation as of that date.

Actuarial assumptions:

The Total OPEB Liability in the December 31, 2021 actuarial valuation was determined using the following actuarial assumptions:

Inflation	2.5% per year
Overall payroll growth	3.5% to 11.5%, including inflation per year
Discount rate	1.84%
Retirees' share of benefit-related costs	\$0
Administrative expenses	All administrative expenses are paid through the Pension Trust and accounted for under reporting requirements under GASB Statement No. 68

Mortality rates for active members, retirees, and beneficiaries were based on the 2019 Municipal Retirees of Texas Mortality Tables with a 4-year set-forward for males and a 3-year set-forward for females. In addition, a 3.5% and 3% minimum mortality rate will be applied to reflect the

City of Piney Point Village, Texas

NOTES TO FINANCIAL STATEMENTS, Continued

For the Year Ended December 31, 2022

impairment for younger members who become disabled for males and females, respectively. The rates are projected on a fully generational basis by Scale UMP to account for future mortality improvements subject to the floor.

Discount Rate:

The discount rate used to measure the Total OPEB Liability was 1.84%. The discount rate was based on the Fidelity Index's "20-Year Municipal GO AA Index" rate as of December 31, 2020.

Sensitivity of the Total OPEB Liability to Changes in the Discount Rate

The following presents the total OPEB liability of the City, calculated using the discount rate of 1.84%, as well as what the City's total OPEB liability would be if it were calculated using a discount rate that is 1-percentage-point lower (0.84%) or 1-percentage-point higher (2.84%) than the current rate:

1% Decrease 0.84%	Current Single Rate Assumption 1.84%	1% Increase 2.84%
\$ 50,944	\$ 42,100	\$ 35,064

Changes in the Total OPEB Liability:

	Total OPEB Liability
Balance at 12/31/2020	\$ 35,924
Changes for the year:	
Service Cost	2,641
Interest	739
Change in benefit terms	-
Difference between expected and actual experience	2,057
Changes of assumptions	1,289
Benefit payments	(550)
Net changes	6,176
Balance at 12/31/2021	\$ 42,100

OPEB Expense and Deferred Outflows of Resources and Deferred Inflows of Resources Related to OPEB

For the year ended December 31, 2022, the City recognized OPEB expense of \$4,148.

City of Piney Point Village, Texas

NOTES TO FINANCIAL STATEMENTS, *Continued*

For the Year Ended December 31, 2022

At September 30, 2022, the City reported deferred outflows of resources and deferred inflows of resources related to the OPEB liability from the following sources:

	Deferred Outflows of Resources	Deferred (Inflows) of Resources
Difference between expected and actual experience	\$ 68	\$ -
Change in assumption	2,243	-
Contributions subsequent to measurement date	540	-
Total	\$ 2,783	\$ -

The City reported \$540 as deferred outflows of resources related to OPEB resulting from contributions subsequent to the measurement date that will be recognized as a reduction of the OPEB liability for the year ending December 31, 2022.

Other amounts reported as deferred outflows of resources related to pensions will be recognized in pension expense as follows:

Year ended December 31:	
2022	\$ 799
2023	918
2024	594
2025	-
2026	-
Thereafter	-
	\$ 2,311

E. Related Party Transactions

Brian Thompson is the owner of Thompson Construction, which was contracted by the City for construction services. The services provided totaled \$21,662 during the fiscal year ending December 31, 2022.

City of Piney Point Village, Texas

NOTES TO FINANCIAL STATEMENTS, Continued

For the Year Ended December 31, 2022

F. Related Organizations and Joint Ventures

The City has entered into an interlocal agreement with the cities of Hunters Creek Village, Hedwig Village, Hilshire Village, Bunker Hill Village, and Spring Valley Village to create the Village Fire Department (VFD). The agreement automatically renews for a period of five years unless terminated by at least one of the contracting cities. Under the terms of the agreement, the City is liable for 21 percent of VFD's budget. For the year ended December 31, 2022, the City paid \$1,698,890 to the VFD.

Consolidated financial information of the VFD extracted from the audited financial statements for the year ended December 31, 2021, on which VFD's auditors expressed an unmodified opinion, are as follows:

	<u>Net Position</u>
Total assets	\$ 8,237,752
Total deferred outflows of resources	1,168,440
Total liabilities	1,184,132
Total deferred inflows of resources	1,466,463
Total Net Position	<u><u>\$ 6,755,597</u></u>
	 <u>Change in</u>
	<u>Net Position</u>
Total revenues	\$ 7,256,985
Total expenses	7,320,554
Change in Net Position	(63,569)
Beginning net position	6,819,166
Ending Net Position	<u><u>\$ 6,755,597</u></u>

City of Piney Point Village, Texas

NOTES TO FINANCIAL STATEMENTS, Continued

For the Year Ended December 31, 2022

The City has also entered into an interlocal agreement with the cities of Bunker Hill Village and Hunters Creek Village to create the Memorial Village Police Department (MVPD). Under the terms of the agreement, the City is liable for 33 1/3 percent of MVPD's budget. Separate financial statements may be obtained directly from MVPD. For the year ended December 31, 2022 the City paid \$2,119,750 to the MVPD.

Consolidated financial information of the MVPD extracted from the MVPD's audited financial statements for the year ended December 31, 2021, on which the MVPD's auditors expressed an unmodified opinion, are as follows:

	<u>Net Position</u>
Total assets	\$ 1,447,362
Total deferred outflows of resources	780,870
Total liabilities	3,268,960
Total deferred inflows of resources	386,956
Total Net Position	<u><u>\$ (1,427,684)</u></u>
	 Change in
	Net Position
Total revenues	\$ 6,051,397
Total expenditures/expenses	5,934,097
Change in Net Position	117,300
Beginning net position	(1,544,984)
Ending Net Position	<u><u>\$ (1,427,684)</u></u>

City of Piney Point Village, Texas

NOTES TO FINANCIAL STATEMENTS, *Continued*

For the Year Ended December 31, 2022

G. Restatement

Due to corrections to unearned revenue in the prior year, the City restated its beginning net position/fund balance within governmental activities and general fund. In addition, due to the implementation of GASB Statement No. 87, *Leases*, the City restated capital assets and long-term liabilities for governmental activities. The restatement of beginning fund balance/net position is as follows:

	Governmental	
	Activities	General
Prior year ending net position, as reported	\$ 34,107,811	3,702,509
Adoption of GASB 87 (lessee) - right-to-use assets	340,337	-
Adoption of GASB 87 (lessee) - lease liabilities	(340,337)	-
Correct unearned revenue	(22,701)	(22,701)
Restated beginning net position	<u>\$ 34,085,110</u>	<u>\$ 3,679,808</u>

H. New Accounting Pronouncements

The City has adopted the provision of Governmental Accounting Standard Board (GASB) Statement No. 87, entitled *Leases*. Due to the implementation of GASB 87 in the current year, the City recorded right to use assets, lease liabilities, lease receivables, and related deferred inflows for lease revenue.

I. Subsequent Events

There are no material subsequent events through April 19, 2023, the date the financial statements were issued.

(This page intentionally left blank.)

REQUIRED SUPPLEMENTARY INFORMATION

(This page intentionally left blank.)

City of Piney Point Village, Texas
SCHEDULE OF REVENUES, EXPENDITURES, AND CHANGES
IN FUND BALANCE - BUDGET AND ACTUAL
GENERAL FUND
For the Year Ended December 31, 2022

	Original and Final Budget	Actual	Variance with Final Budget Positive (Negative)
<u>Revenues</u>			
Property tax	\$ 6,048,959	\$ 6,148,263	\$ 99,304
Sales tax	260,000	410,160	150,160
Franchise and local taxes	407,000	417,743	10,743
License and permits	423,100	876,670	453,570
Intergovernmental	136,000	136,000	-
Fines and forfeitures	101,500	109,031	7,531
Investment income	40,000	44,268	4,268
Other revenue	80,100	293,532	213,432
Total Revenues	7,496,659	8,435,667	939,008
<u>Expenditures</u>			
Current:			
General government	1,362,230	1,351,167	11,063
Police	2,093,750	2,119,750	(26,000) *
Fire	1,565,224	1,698,980	(133,756) *
Sanitation	536,500	536,200	300
Municipal court	42,500	18,852	23,648
Public works	614,000	500,636	113,364
Capital outlay	1,159,685	1,539,778	(380,093) *
Debt Service:			
Principal	109,695	109,695	-
Interest and fiscal charges	13,075	13,075	-
Total Expenditures	7,496,659	7,888,133	(391,474)
Revenues Over (Under) Expenditures	-	547,534	547,534
<u>Other Financing Sources (Uses)</u>			
Cost recoveries	361,422	361,422	-
Total Other Financing (Uses)	361,422	361,422	-
Net Change in Fund Balance	\$ 361,422	908,956	\$ 547,534
Beginning fund balance		3,679,808	
Ending Fund Balance		\$ 4,588,764	

Notes to Required Supplementary Information

1. Annual budgets are adopted on a basis consistent with generally accepted accounting principles (GAAP).

* Expenditures exceeded appropriations at legal level of control.

City of Piney Point Village, Texas

SCHEDULE OF CHANGES IN NET PENSION LIABILITY (ASSET) AND RELATED RATIOS

Years Ended:

	12/31/2022	12/31/2021	12/31/2020	12/31/2019	12/31/2018	12/31/2017	12/31/2016	12/31/2015
Total pension liability								
Service cost	\$ 59,486	\$ 60,242	\$ 54,795	\$ 58,644	\$ 53,851	\$ 44,402	\$ 44,331	\$ 38,858
Interest	54,248	48,618	43,255	38,860	34,623	32,502	29,095	25,044
Differences between expected and actual experience	103	8,225	(3,007)	(6,997)	(8,987)	(21,689)	8,742	20,456
Changes of assumptions	-	-	8,547	-	-	-	13,192	-
Benefit payments, including refunds of participant contributions	(40,991)	(25,587)	(28,151)	(18,787)	(19,429)	(37,623)	(21,424)	(37,007)
Net change in total pension liability	72,846	91,498	75,439	71,720	60,058	17,592	73,936	47,351
Total pension liability - beginning	794,433	702,935	627,496	555,776	495,718	478,126	404,190	356,839
Total pension liability - ending (a)	867,279	794,433	702,935	627,496	555,776	495,718	478,126	404,190
Plan fiduciary net position								
Contributions - employer	\$ 37,200	\$ 36,826	\$ 32,745	\$ 36,410	\$ 36,304	\$ 25,738	\$ 24,090	\$ 17,566
Contributions - members	27,514	26,609	23,557	25,497	23,977	19,238	20,041	19,183
Net investment income	104,089	53,652	90,902	(16,820)	63,354	28,490	588	21,588
Benefit payments, including refunds of participant contributions	(40,991)	(25,587)	(28,151)	(18,787)	(19,429)	(37,623)	(21,424)	(37,007)
Administrative expenses	(480)	(346)	(513)	(325)	(328)	(322)	(358)	(225)
Other	2	(14)	(14)	(16)	(17)	(17)	(18)	(19)
Net change in plan fiduciary net position	127,334	91,140	118,526	25,959	103,861	35,504	22,919	21,086
Plan fiduciary net position - beginning	796,349	705,209	586,683	560,724	456,863	421,359	398,440	377,354
Plan fiduciary net position - ending (b)	923,683	796,349	705,209	586,683	560,724	456,863	421,359	398,440
Fund's net pension liability (asset) - ending (a) - (b)	\$ (56,404)	\$ (1,916)	\$ (2,274)	\$ 40,813	\$ (4,948)	\$ 38,855	\$ 56,767	\$ 5,750
Plan fiduciary net position as a percentage of the total pension liability	106.50%	100.24%	100.32%	93.50%	100.89%	92.16%	88.13%	98.58%
Covered payroll	\$ 550,289	\$ 532,171	\$ 471,149	\$ 509,946	\$ 479,531	\$ 384,769	\$ 400,824	\$ 383,660
Fund's net position as a percentage of covered payroll	-10.25%	-0.36%	-0.48%	8.00%	-1.03%	10.10%	14.16%	1.50%

Notes to schedule:

1) This schedule is presented to illustrate the requirement to show information for ten years. However, until a full ten-year trend is compiled, only available information is shown.

City of Piney Point Village, Texas

SCHEDULE OF EMPLOYER CONTRIBUTIONS TO PENSION PLAN

Years Ended:

	12/31/2022	12/31/2021	12/31/2020	12/31/2019	12/31/2018	12/31/2017	12/31/2016	12/31/2015	1
Actuarially determined employer contributions	\$ 34,216	\$ 37,598	\$ 36,882	\$ 32,778	\$ 36,328	\$ 36,300	\$ 25,738	\$ 24,090	
Contributions in relation to the actuarially determined contribution	\$ 34,185	\$ 37,598	\$ 36,882	\$ 32,778	\$ 36,328	\$ 36,300	\$ 25,738	\$ 24,090	
Contribution deficiency (excess)	\$ 31	\$ -	\$ -	\$ -	\$ -	\$ -	\$ -	\$ -	
Annual covered payroll	\$ 550,289	\$ 550,289	\$ 532,172	\$ 471,149	\$ 509,947	\$ 479,531	\$ 384,770	\$ 400,823	
Employer contributions as a percentage of covered payroll	6.21%	6.83%	6.93%	6.96%	7.12%	7.57%	6.69%	6.01%	

1) This schedule is presented to illustrate the requirement to show information for ten years. However, until a full ten-year trend is compiled, only available information is shown.

NOTES TO SCHEDULE OF EMPLOYER CONTRIBUTIONS TO PENSION PLAN

Valuation Date:

Notes

Actuarially determined contribution rates are calculated as of December 31 and become effective in January 13 months later.

Methods and Assumptions Used to Determine Contribution Rates:

Actuarial Cost Method	Entry Age Normal
Amortization Method	Level Percentage of Payroll, Closed
Remaining Amortization Period	23 years
Asset Valuation Method	10 Year smoothed market; 15% soft corridor
Inflation	2.5%
Salary Increases	3.50% to 11.50% including inflation
Investment Rate of Return	6.75%
Retirement Age	Experience-based table of rates that are specific to the City's plan of benefits. Last updated for the 2019 valuation pursuant to an experience study of the period 2014 - 2018
Mortality	Post-retirement: 2019 Municipal Retirees of Texas Mortality Tables. The rates are projected on a fully generational basis with scale UMP. Pre-retirement: PUB(10) mortality tables, with the Public Safety table used for males and the General Employee table used for females. The rates are projected on a fully generational basis with scale UMP.

Other Information:

2) Notes There were no benefit changes during the year.

(This page intentionally left blank.)

City of Piney Point Village, Texas

SCHEDULE OF CHANGES IN POSTEMPLOYMENT BENEFITS OTHER THAN PENSIONS (OPEB) LIABILITY AND RELATED RATIOS TEXAS MUNICIPAL RETIREMENT SYSTEM SUPPLEMENTAL DEATH BENEFITS PLAN

Years Ended:

	<u>12/31/2021</u>	<u>12/31/2020</u>	<u>12/31/2019</u>	<u>12/31/2018</u>	<u>12/31/2017</u>	¹
Total OPEB liability						
Service cost	\$ 2,641	\$ 5,694	\$ 1,743	\$ 2,142	\$ 1,774	
Interest	739	899	997	858	814	
Changes in benefit terms	-	-	-	-	-	
Differences between expected and actual experience	2,057	(4,901)	(2,874)	147	-	
Changes of assumptions	1,289	4,494	4,167	(1,877)	1,959	
Benefit payments, including refunds of participant	(550)	(213)	(141)	(153)	(480)	
Net change in total OPEB liability	<u>6,176</u>	<u>5,973</u>	<u>3,892</u>	<u>1,117</u>	<u>4,067</u>	
Total OPEB liability - beginning	<u>\$ 35,924</u>	<u>\$ 29,951</u>	<u>\$ 26,059</u>	<u>\$ 24,942</u>	<u>\$ 20,875</u>	
Total OPEB liability - ending	<u><u>\$ 42,100</u></u>	<u><u>\$ 35,924</u></u>	<u><u>\$ 29,951</u></u>	<u><u>\$ 26,059</u></u>	<u><u>\$ 24,942</u></u>	²
Covered payroll	\$ 550,289	\$ 532,171	\$ 471,149	\$ 509,946	\$ 479,531	
City's total OPEB liability as a percentage of covered payroll	7.65%	6.75%	6.36%	5.11%	5.20%	

Notes to schedule:

This schedule is presented to illustrate the requirement to show information for ten years. However, until a full ten-year trend is compiled, only available information is shown.

No assets are accumulated in a trust that meets the criteria in paragraph 4 of GASB statement No. 75 to pay related benefits.



TO: Members of the City Council

FROM: R. Pennington, City Administrator

VIA: R. Schultz, Police Chief

MEETING DATE: April 24, 2023

SUBJECT: Discuss and take possible action on the Memorial Villages Police Department Monthly Report.

Agenda Item: 2

This agenda item is for MVPD monthly reporting, to hear and discuss activity of the Department including detail on call volume, traffic stops, citations, and other public safety related incidents. Attached is the monthly report from MVPD.



Memorial Villages Police Department
11981 Memorial Drive
Houston, Texas 77024
Tel. (713) 365-3701

Raymond Schultz
Chief of Police

April 19, 2023

TO: MVPD Police Commissioners

FROM: R. Schultz, Chief of Police

REF: March 2023 Monthly Report

During the month of March MVPD responded/handled a total of 5,376 calls/incidents. 4,025 House Watch checks were conducted. 599 traffic stops were initiated with 642 citations being issued for 1095 violations. (Note: 14 Assists in Hedwig, 94 in Houston, 0 in Spring Valley and 0 in Hillshire)

Calls/Events by Village were:

Village	Calls/YTD	House Watches/YTD	Accidents	Citations	Response Time
Bunker Hill:	1881/4537	1487/3295	0	192/121/313	3@3:34
Piney Point:	1426/3384	973/2099	2	321/241/562	8@3:45
Hunters Creek:	1930/5007	1090/3310	6	129/91/220	17@4:14
				Cites/Warn/Total	28@4:01

Type and frequency of calls for service/citations include:

Call Type	#	Call Type	#	Citations	#
False Alarms:	145	Ord. Violations:	12	Speeding:	111
Animal Calls:	19	Information:	17	Exp. Registration	226
ALPR Hits:	52	Suspicious Situations	92	No Ins	108
Assist Fire:	29	Loud Party	15	No License	120
Assist EMS:	30	Welfare Checks:	12	Stop Sign	37
				Fake Plate	22

*This month the department generated a total of 63 police reports.
 BH-11 PP-24 HC-26 HOU-1, HED-1, SV-0*

Crimes Against of Persons (2)

Assault	1
Assault (DV)	1

Crimes Against Property (11)

Burglary of a Motor Vehicle	5	Fraud/ID	3
Theft	3		

Petty/Quality of Life Crimes/Events (50)

ALPR Hits (valid)	1	Warrants	7
Accidents	8	DWI	3
Information Reports	9	Misc	17
Possession of CS	3	Public Intox	2

Arrest Summary: Individuals Arrested (15)

Warrants	7	Felony	2
Class 3 Arrests	3	DWI	3
			78

<u>Budget YTD:</u>	<u>Expense</u>	<u>Budget</u>	<u>%</u>
• Personnel Expense:	1,280,461	5,698,141	22.5%
• Operating Expense:	359,828	1,095,950	32.8%
• Total M&O Expenditures:	1,640,289	6,794,233	24.1%
• Capital Expenses:	211,803	672,200	31.5%
• Net Expenses:	1,852,093	7,466,433	14.0%

Follow-up on Previous Month Items/Requests from Commission

- The Finance Committee continued work on the TMRS Plan review and presented their report on 4/6/23 to the entire Commission.
- MVPD staff met with VFD personnel to further investigate possible dispatch consolidation options.

Personnel Changes/Issues/Updates

- The Department is fully staffed.
- TCO Bailey passed the Texas TCOLE Certification Examination on her first attempt.

Major/Significant Events

- 3/10/23, 8400 Block of Katy Freeway. MVPD assisted with a foot pursuit and searching for 4 armed robbery suspects who had fled from HPD. All 4 were apprehended.
- 3/21/23, 100 Block of Hacienda Lane. A housekeeper of an area resident was robbed while unloading items at a Piney Point home. Detectives used the ALPR system to identify the suspect vehicle and then locate it hours later as they returned to a nearby bank to commit another robbery. 2 suspects were taken into custody by MVPD detectives.
- 3/24/23, 8500 Katy Freeway. A victim was robbed of \$30,000 while conducting business at US Coins. Detectives utilized the ALPR to identify the suspect who was the same suspect from the 3/21/23 robbery. An arrest warrant was obtained.

Status Update on Major Projects

- Work continues on the MVPD Radio project. Consoles were delivered and installed. Harris County 911 personnel wired station 3 for full dispatch capabilities.
- The new shipping/storage container was delivered and set-up at the Katy Firearms Range by Sgt Owens.
- Replacement bullet resistant glass was installed in the communications center.
- The station sprinkler system repairs were completed.

Community Projects

- Officers and staff participated in multiple community events this month including: a RAD Class, Coffee with a COP event and “Run, Hide, Fight Training in conjunction with the Houston FBI Office at the Farmers Market, the Third Annual Birdies Fore Blues Fundraiser, the Texas Public Safety Robotics Summit, Bowling with Elementary School Students, a DARE graduation, and several station visits by area Girl Scouts who dropped off Cookies.

V-LINC new registrations in March +26

BH – 1561(+9)
PP – 1115 (+6)

HC – 1575 (+7)
Out of Area – 563 (+4)

March VFD Assists

Calls received directly by MVPD via 911/3700

Priority Events Average Response Times

Total – 8	3:58
Fire – 0	0:00
EMS – 8	3:58

By Village

BH Fire – 0	0:00
BH EMS – 2	3:25
PP Fire – 0	0:00
PP EMS – 2	4:10
HC Fire -0	0:00
HC EMS -4	4:08

Combined VFD Events (Priority + Radio)

Total – 26	4:10
Fire – 17	4:24
EMS – 9	3:54

Radio Call Events

Total – 18	4:19
Fire- 17	4:24
EMS- 1	3:21

Radio Call Events by Village

BH – 4	3:26
PP – 9	5:07
HC – 5	4:01

2022 Officer Committed Time to Service Report

Employee Name		Jan	Feb	Mar	Apr	May	Jun	Jul	Aug	Sep	Oct	Nov	Dec	Reports	Cites
ALSALMANI, ALI		26:36:21	23:28:43	24:11:20										4	47
BAKER, BRIAN C	*	3:31:40	0:18:16	1:29:15											
BALDWIN, BRIAN		17:32:11	13:52:09	18:58:23											20
BIEHUNKO, JOHN		22:37:16	20:41:29	24:20:46										2	27
BOGGUS, LARRY	*	0:04:10	0:59:15	2:42:11											
BURLESON, Jason		13:12:02	10:25:15	13:11:53										2	10
CANALES, RALPH EDWARD		15:05:04	14:08:39	19:00:17										3	12
CERNY, BLAIR C.	*	22:20:53	13:00:34	4:12:21										1	
ECKERFIELD, Dillion		25:34:06	16:08:21	33:29:46										6	47
HARWOOD, NICHOLAS		18:58:46	19:16:48	12:51:44										2	20
JARVIS, RICHARD		17:03:26	15:40:05	15:27:29											25
JOHNSON, JOHN		15:48:16	16:53:09	14:28:58										1	35
JONES, ERIC	*	0:00:00	14:52:11	0:00:00											
KING, JEREMY		9:53:27	0:00:00	20:34:58										4	34
KUKOWSKI, Andy		21:46:17	23:48:00	14:19:24										4	22
LOWRIE, Andy		18:47:35	35:22:56	22:43:49										2	45
MCELVANY, ROBERT		13:28:51	9:01:39	3:53:11										1	9
ORTEGA, Yesenia		16:22:55	14:53:39	22:43:49										2	22
OWENS, LANE	*	7:19:25	1:06:57	0:03:44											
PAVLOCK, JAMES ADAM		1:16:57	0:41:05	1:32:18											
RODRIGUEZ, CHRISTOPHER	*	2:58:13	0:45:39	5:03:49											
RODRIGUEZ, REGGIE				2:13:47										15	20
SALAZAR, Efrain		21:58:39	20:02:08	19:37:20										2	19
SCHANMEIR, CHRISTIAN		20:44:52	12:50:34	15:00:40										2	11
SCHULTZ, RAYMOND	*	5:44:09	0:00:00	0:46:23											
SILLIMAN, ERIC		25:55:25	11:42:31	7:51:13										2	49
SPRINKLE, MICHAEL		9:05:01	6:38:58	13:45:12											11
TAYLOR, CRAIG		29:35:02	17:58:23	21:22:03										6	43
TORRES, PATRICK		14:23:40	17:57:00	12:04:56										2	80
VALDEZ, JUAN		20:27:22	8:01:45	16:38:45											27
VASQUEZ, MONICA	*	0:39:02	2:11:16	2:48:31											
WHITE, TERRY		26:58:37	19:19:14	6:53:51											2
WILLIFORD, Adam		17:44:28													
* = Admin													Total	63	637

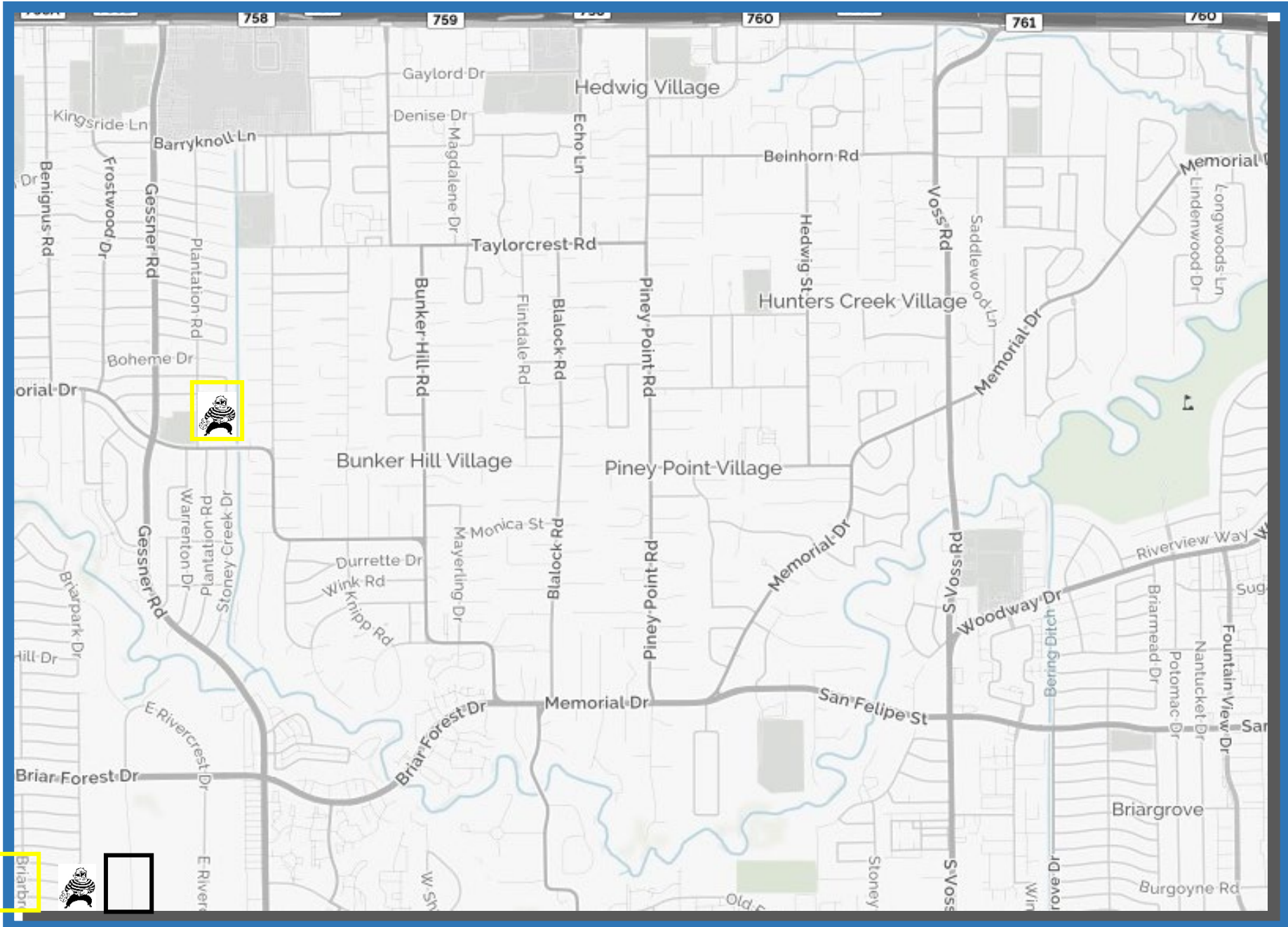
Dispatch Committed Time														Totals
911 Phone Calls		385	377	460										1222
3700 Phone Calls		2469	2015	2558										7042
DP General Phone Calls*		53:12:01	71:35:35	56:39:49										

* This is the minimal time as all internal calls route through the 3700 number.

2023 Total Incidents

2023	Crimes Against Persons	Crimes Against Property	Quality of Life Incidents	Total	Arrests	Incidents	House Checks	YTD BH INC	YTD BH HC	YTD PP INC	YTD PP HC	YTD HC INC	YTD HC HC
January	3	25	44	72	11	4130	2646	1356	899	1032	611	1573	1130
February	0	16	37	53	8	3875	2522	1300	909	926	515	1504	1090
March	2	11	50	63	15	5376	4025	1881	1487	1426	973	1930	1090
April													
May													
June													
July													
August													
September													
October													
November													
December													
Total	5	52	131	188	34	13381	9193	4537	3295	3384	2099	5007	3310

2022 Totals	13	169	736	918	230	70665	55102	22443	18249	18553	14215	27937	22628
Difference													
% Change													




2023 Burglary Map

Address	Alarm	POE
12102 Rhett	No	Rear Door/Force

2023 Robberies

Address	MO
---------	----

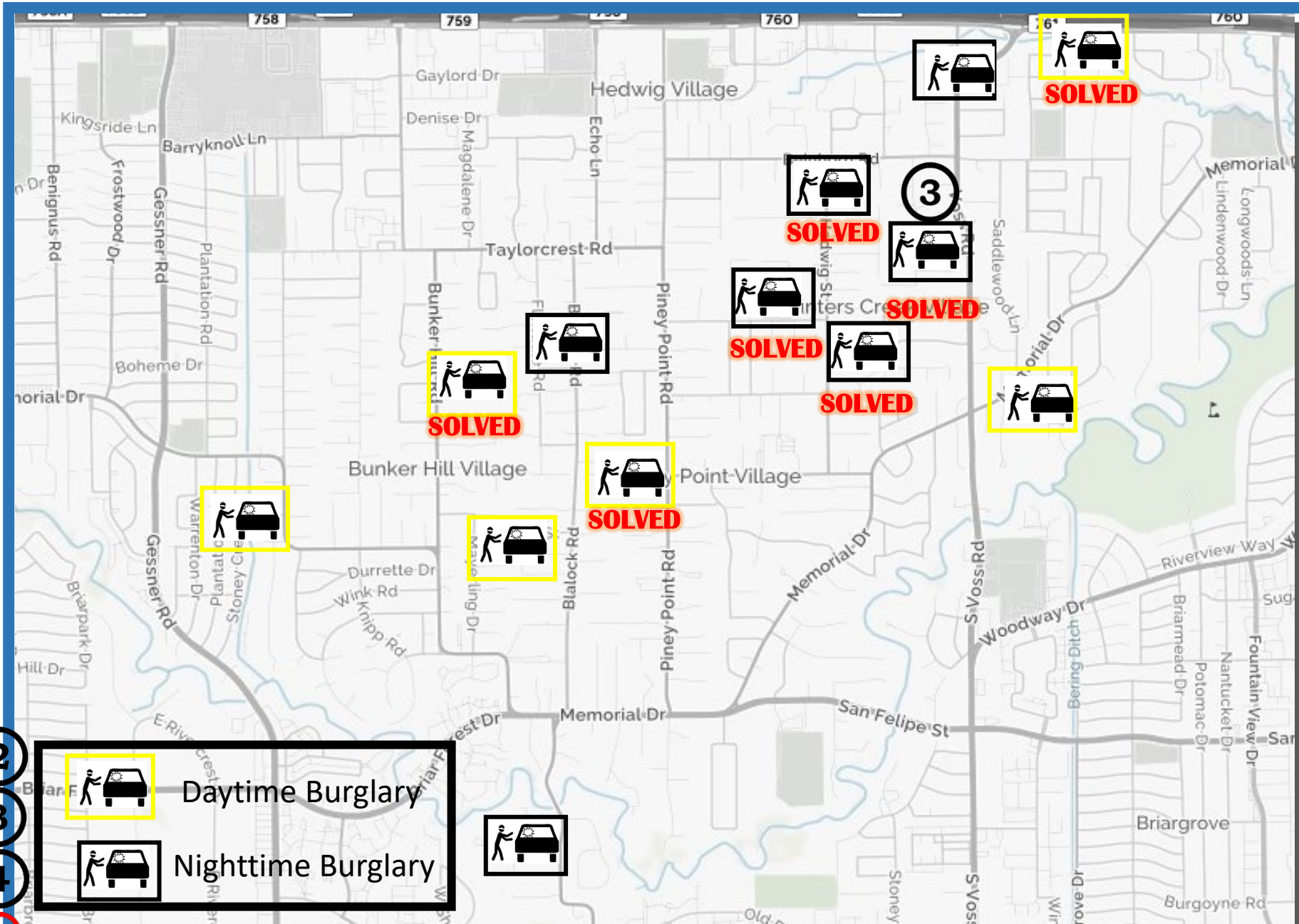
 Daytime Burglary

 Nighttime Burglary

 Robbery

2023 Auto Burglary Map



Address	POE
335 Piney Point Rd	UNL Win Open
10810 Briar Branch	UNL
11714 Winshire	Win/Smash
10709 Memorial	Lock Punch
10913 Long Shadow	UNL
10823 Smithdale	UNL
10918 Roaring Brook	UNL
10926 Long Shadows	UNL
525 Trails End	UNL
200 Stoney Creek	UNL/Contractor
10700 Marsha	Win/Smash
11722 Flintwood	UNL
1 Carsey Ln	UNL*
8435 Katy Fwy	Win/Smash*
11678 Arrowood	UNL

* Jugging

84 **SOLVED**
 3/31/23



March 2023 ALPR REPORT



Total Plate Reads, Incl's multiple reads of same plate
Number of Unique Plates Read – Total without repeats
Number of Hits/Alerts - All 14 possible categories
Number of Hits/Alerts of the 6 monitored categories
Number of Sex Offender Hits (not monitored live)
Summary Report
Total Hits-Reads/total vehicles passed by each camera

2022 ALPR Data Report

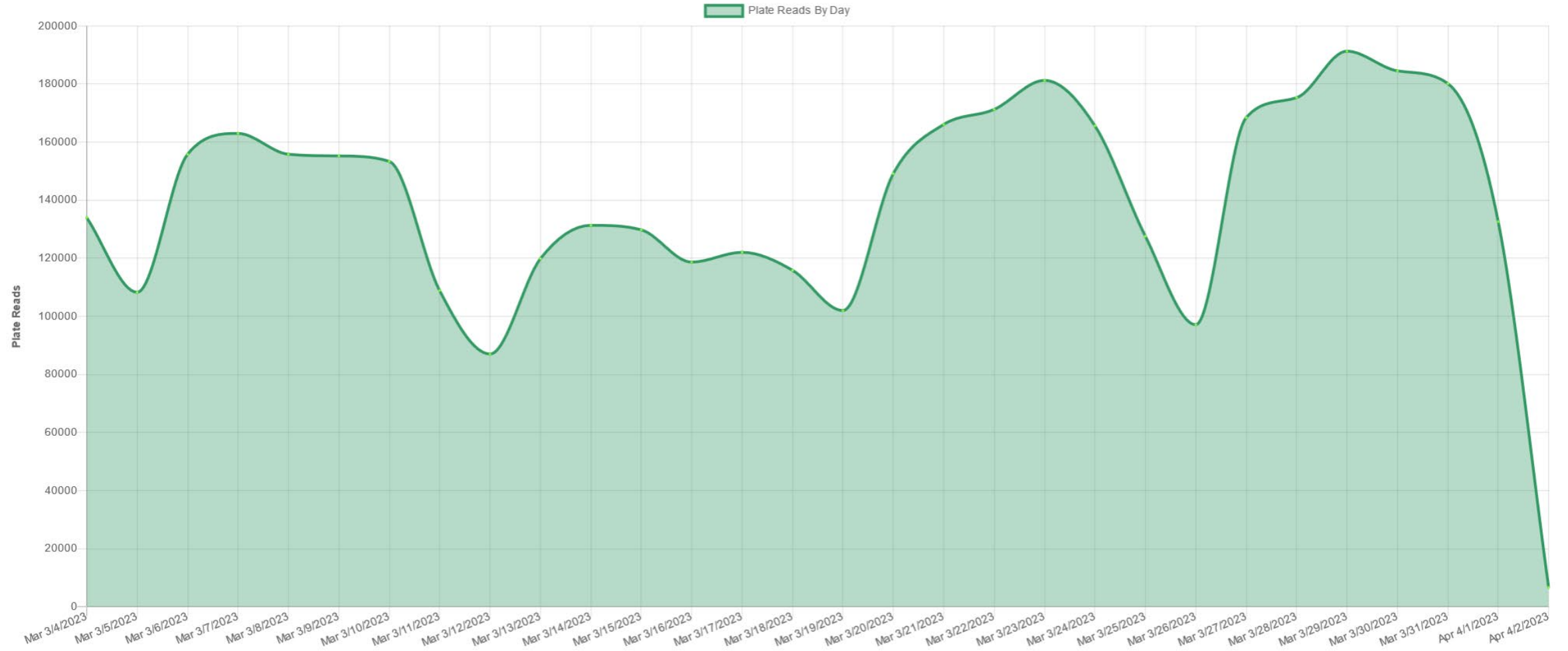
Plate Reads Summary

Total Plate Reads:
4,157,307

[DOWNLOAD CSV](#)

Mar 4 - Apr 2

Devices (34) ▾



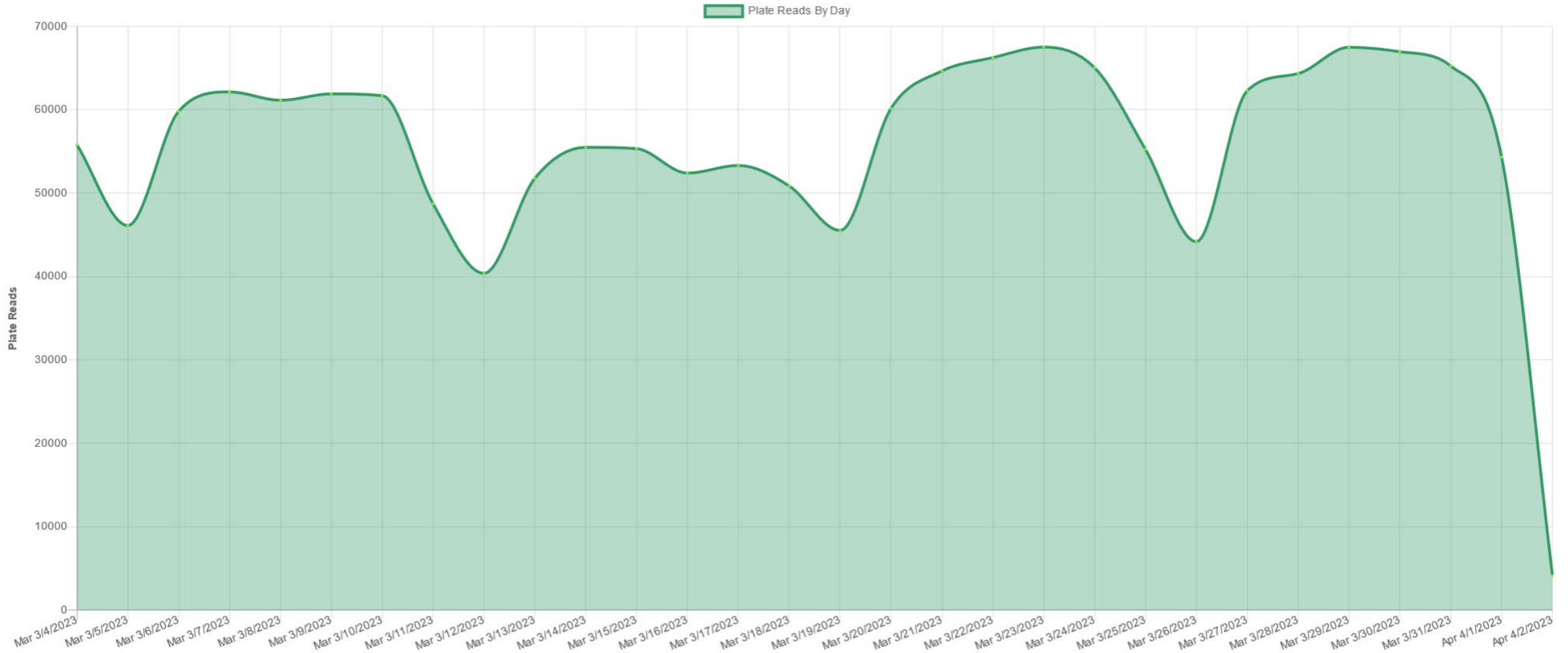
Unique Plate Reads Summary

Total Unique Plate Reads:
531,865

[DOWNLOAD CSV](#)

Mar 4 - Apr 2

Devices (34) ▾



All Categories

Hits Report

03/04/2023 → 04/02/2023



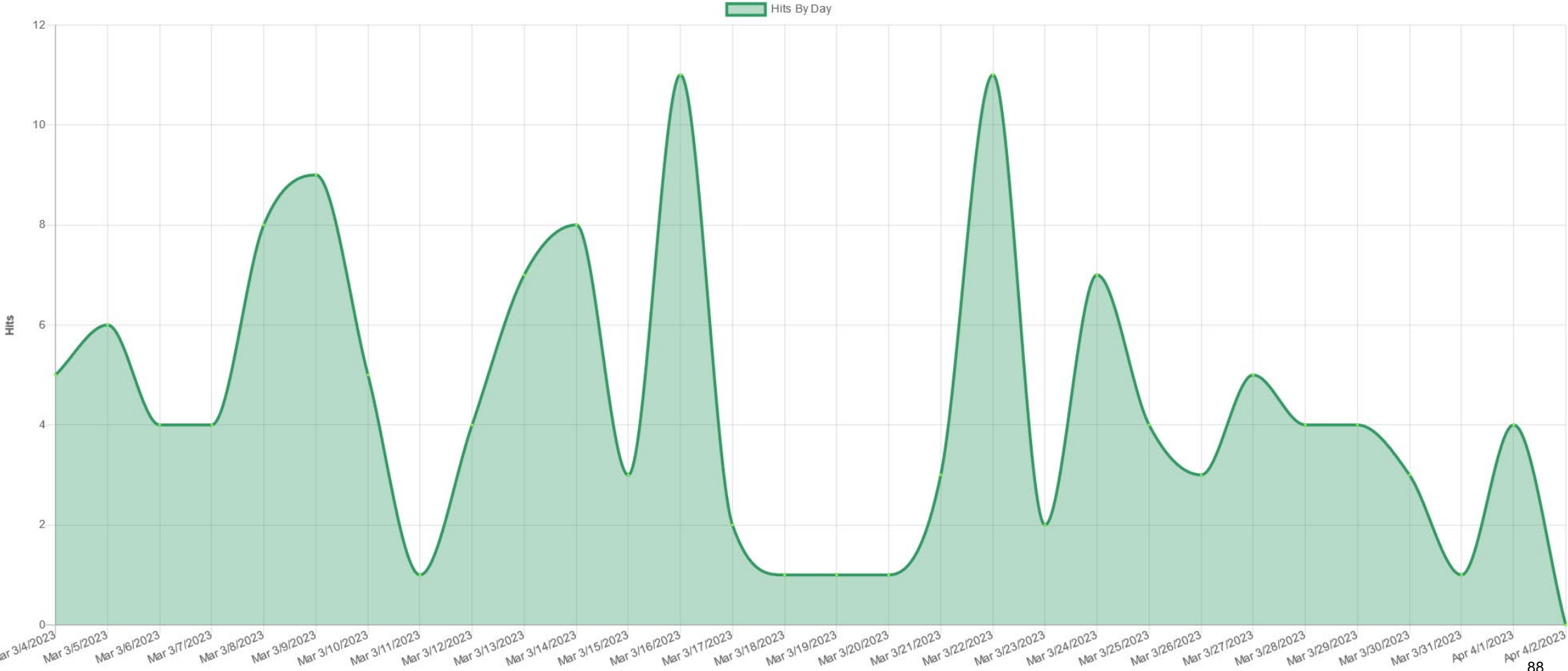
Search

DOWNLOAD CSV

Total Hits: 131

Topics (15) ▾

Devices (34) ▾



Top 7 Categories

Hits Report

03/04/2023 → 04/02/2023



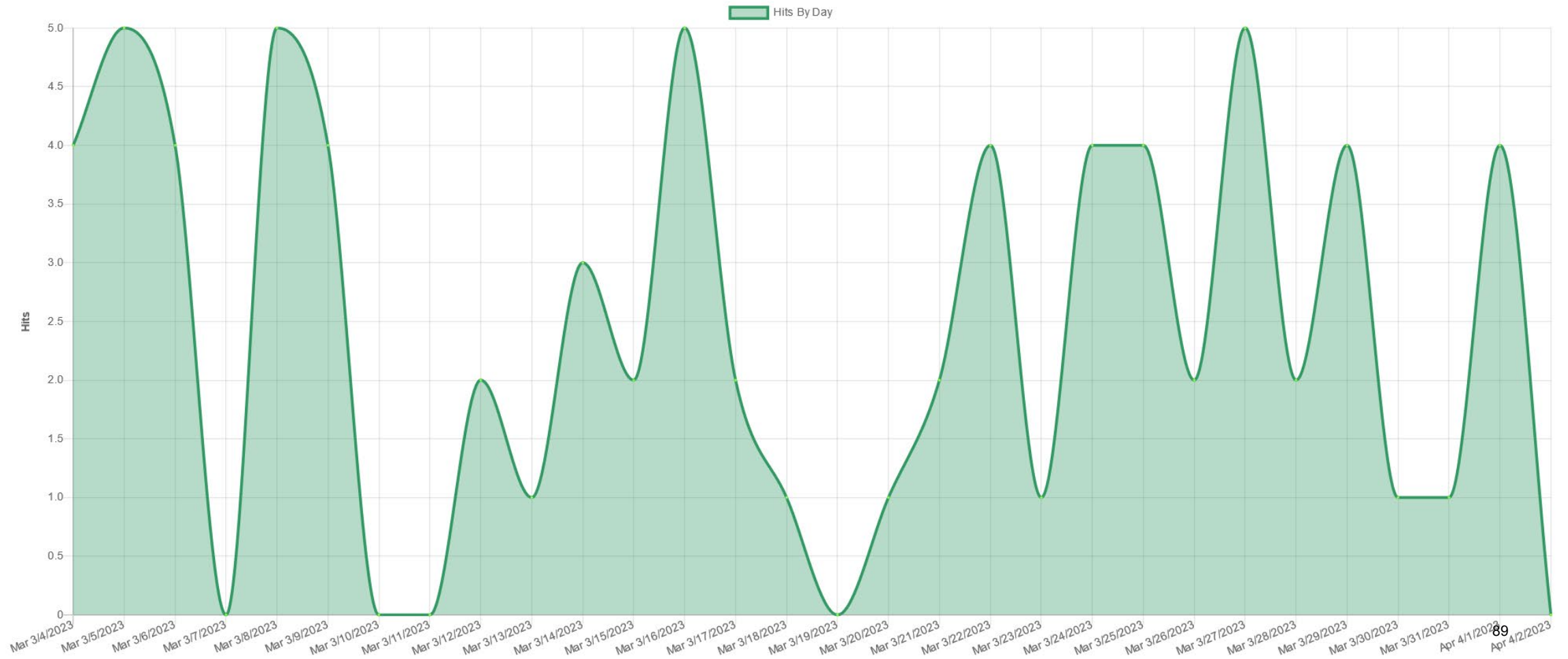
Search

DOWNLOAD CSV

Total Hits: 73

Topics (7)

Devices (34)



Hits Report

Sex Offenders

03/04/2023 → 04/02/2023



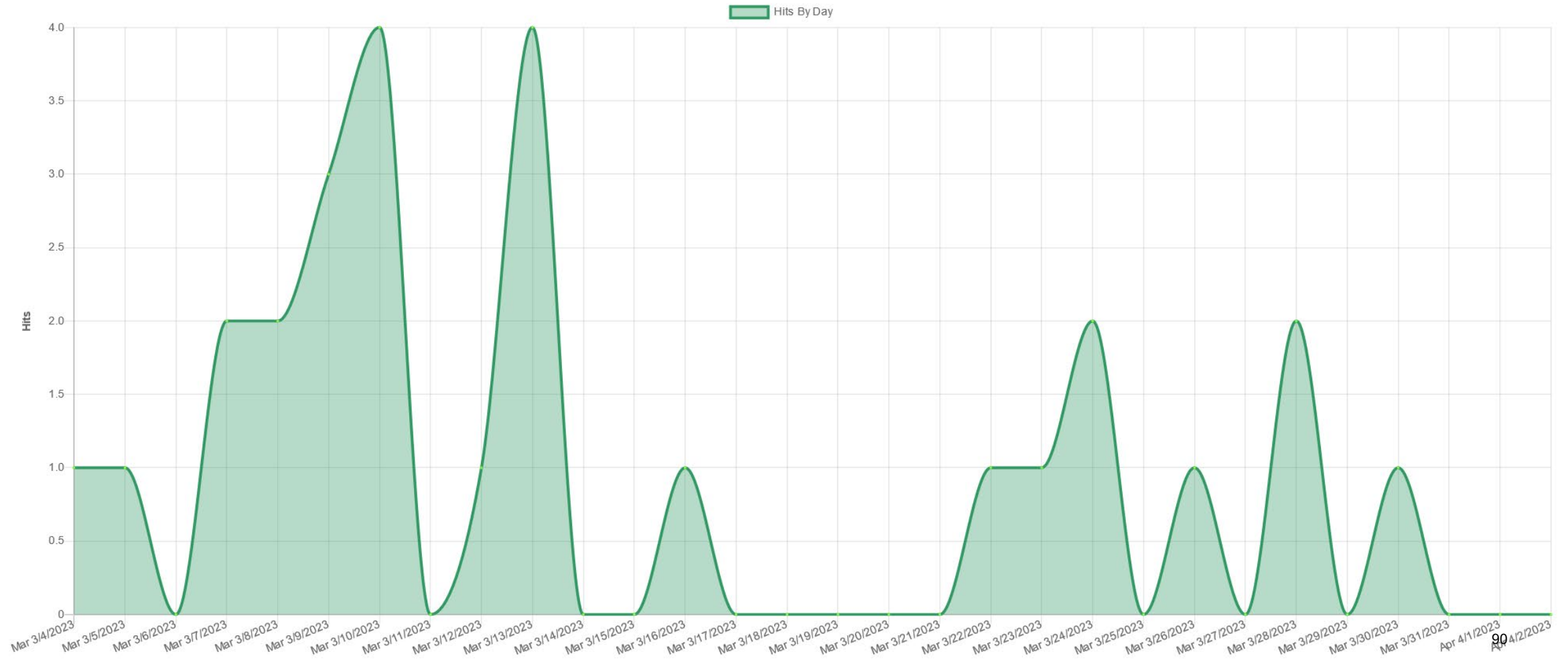
Search

DOWNLOAD CSV

Total Hits: 27

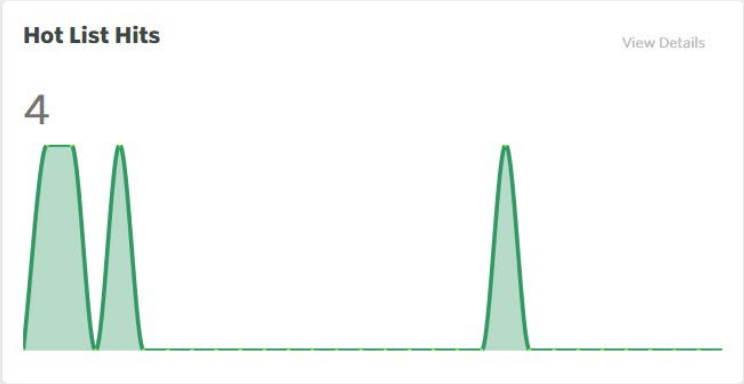
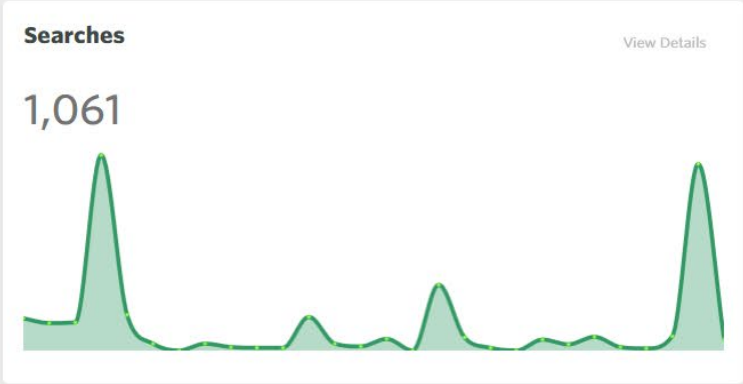
Topics (1) ▾

Devices (34) ▾



Summary Report

Insights Dashboard




Device Sharing

Shared with
Lewisville TX PD,
Phoenix AZ PD,
and 105 others

Access Levels
Search
Hotlist Tool Access

[EDIT DEVICE SHARING](#)

Device Status

34 / 34 
Devices Online

[< Previous Device](#)

Device Name	Battery	Latency
#01 Inbound, Riverview Way, EB	97%	16 s

[Next Device >](#)

#1 Gessner S/B at Frostwood

#2 Memorial E/B at Memorial

#3 NO ALPR - Future Location

#4 Memorial N/B at Briar Forrest

#5 Bunker Hill S/B at Taylorcrest

#6 Taylorcrest W/B at Flintdale

#7 Memorial E/B at Briar Forrest

#8 2200 S. Piney Point N/B

#9 N. Piney Point N/B at Memorial

#10 Memorial E/B at San Felipe

#11 Greenbay E/B Piney Point

#12 Piney Point S/B at Gaylord

#13 Gessner N/B at Bayou

#14 Beinhorn W/B at Pipher

#15 Hunters Creek Drive S/B at I-10

#16 Memorial W/B at Creekside

#17 Memorial W/B at Voss

#18 Memorial E/B at Voss

#19 S/B Voss at Old Voss Ln 1

#20 S/B Voss at Old Voss Ln 2

#21 N/B Voss at Magnolia Bend Ln 1

#22 N/B Voss at Magnolia Bend Ln 2

#23 W/B San Felipe at Buffalo Bayou

#24 N/B Blalock at Memorial

#25 N/B Bunker Hill at Memorial

#26 S/B Hedwig at Beinhorn

#27 Mobile Unit #181

#28 Mobile Speed Trailer

#29 Riverbend Main Entrance

#30 Beinhorn E/B at Voss

#31 Memorial E/B at Tealwood (new)

#32 Greenbay W/B at Memorial

#33 Strey N/B at Memorial

Private Systems monitored by MVPD

US COINS - I-10 Frontage Road

Memorial Manor NA Lindenwood/Memorial

Greyton Lane NA

Calico NA

Windemere NA

Mott Lane

Kensington NA

Stillforest NA

Farnham Park

Riverbend NA

Pinewood NA

Hampton Court

Bridlewood West NA

N Kuhlman NA

Longwoods NA

Memorial City Mall - 22



Yellow = Bunker Hill

Green = Piney Point

Red = Hunters Creek

Blue = MVPD Mobile

Purple = Privately Owned Systems

Hits/Reads By Camera

1	8/256,927	17	0/26,683
2	0/179,888	18	1/104,393
3	See #31	19	7/248,074
4	2/183,239	20	2/228,828
5	1/67,500	21	8/263,266
6	0/75,336	22	10/406,514
7	3/182,472	23	1/289,051
8	4/249,155	24	3/178,627
9	0/100,797	25	0/23,011
10	1/106,556	26	2/56,941
11	1/34,525	27	2/138,769
12	0/19,268	28	0/43,431
13	11/277,627	29	0/5,408
14	2/89,788	30	1/39,712
15	0/6,688	31	2/155,212
16	1/65,180	32	0/11,052
		33	0/42,598
		34	0/2,299

Total Reads – 4,157,307

Unique Reads – 531,865

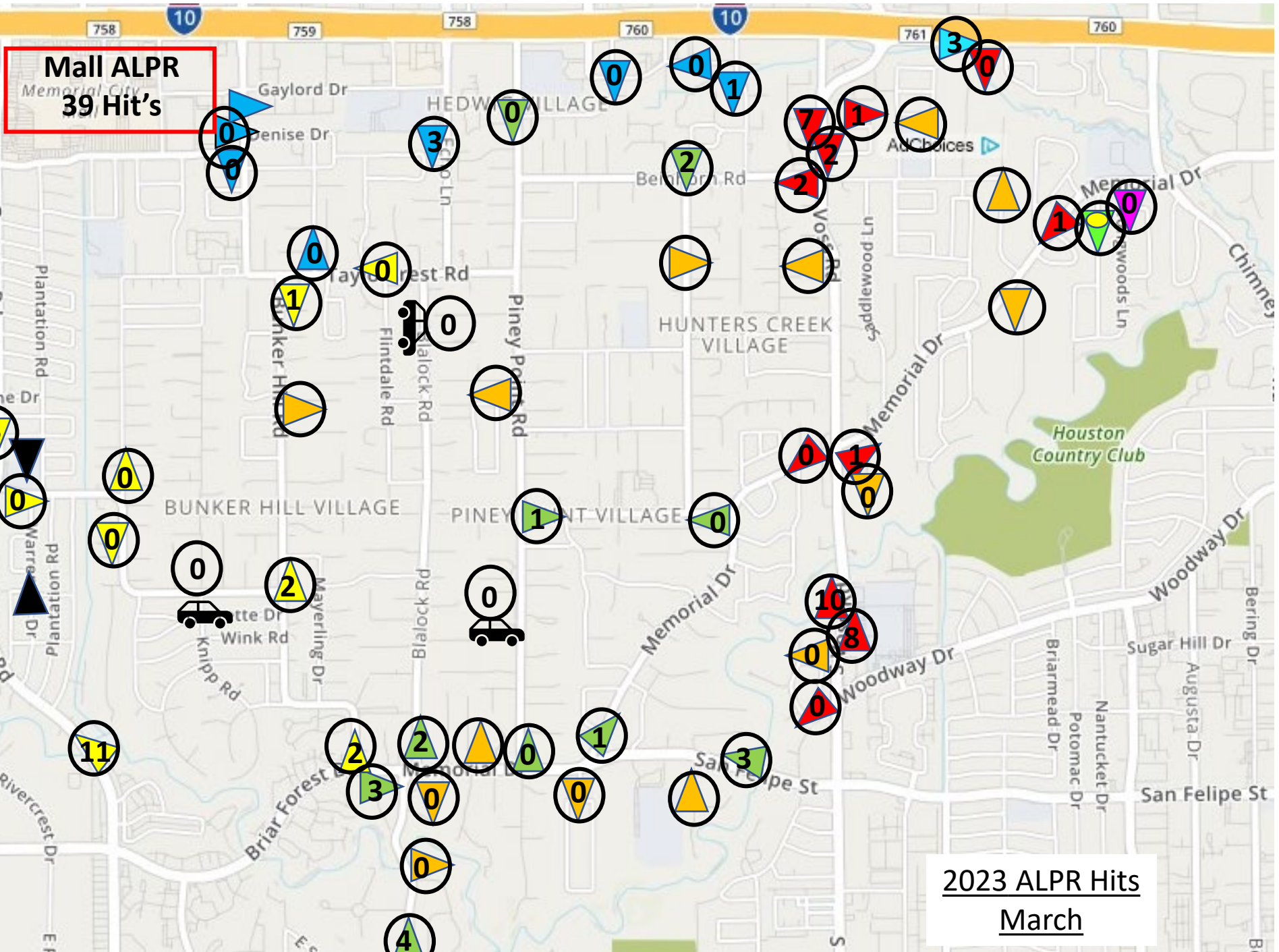
Hits- 131

7 Top Hit List-73

- Hotlist - 4
- Stolen Vehicle
- Stolen Plate
- Gang Member
- Missing
- Amber
- Priority Restraining Order

Recoveries - 2

March 2023



Mall ALPR
39 Hit's

2023 ALPR Hits
March
3/31/23

Hedwig
4

Bunker Hill
0

Piney Point
0

Hunters Creek
3

Frequent Mobile Locations
0

131 Total Hits

Lindenwood HOA
0

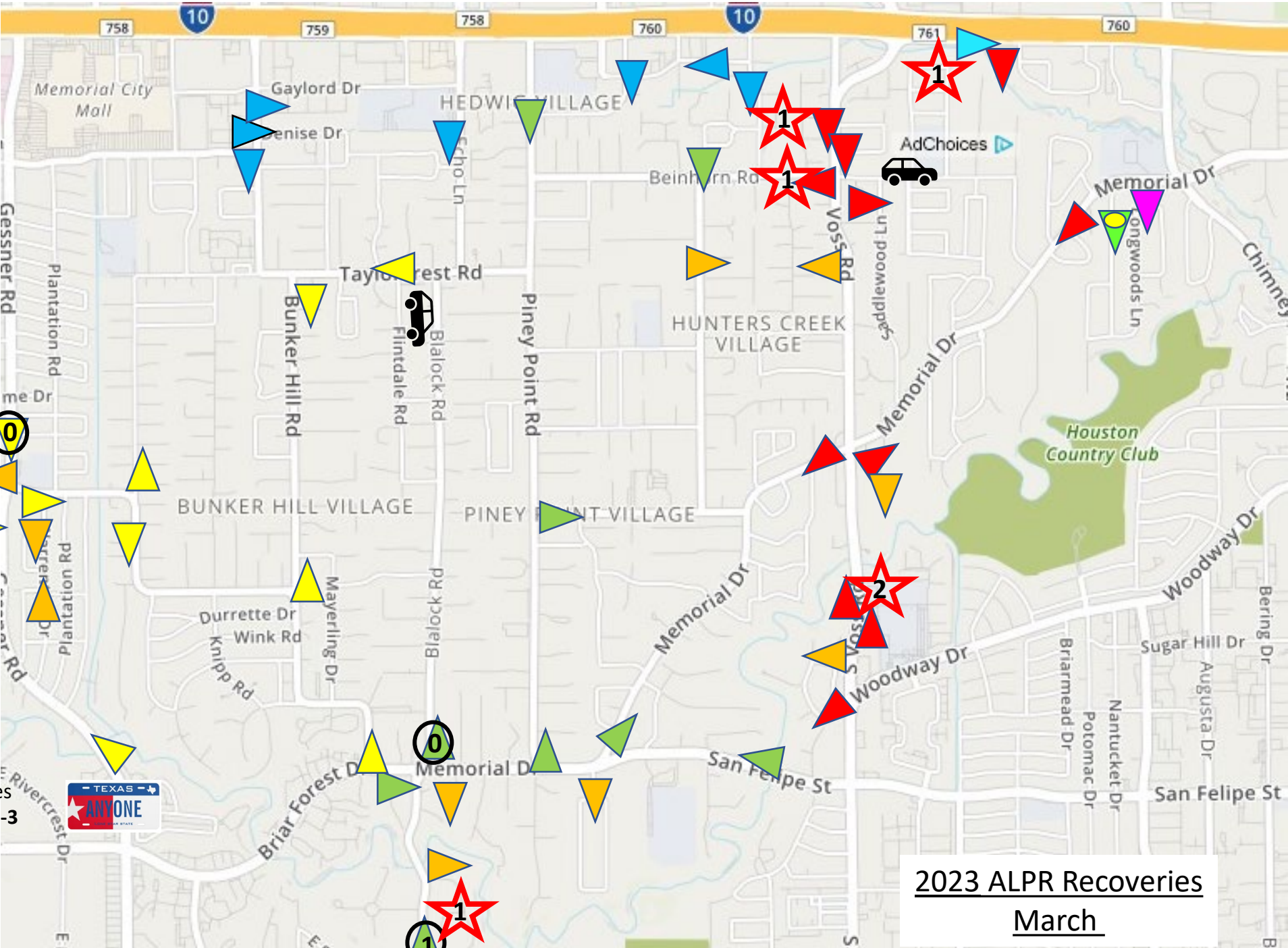
Longwoods HOA
0

US Coins
0

In Process
0

HOA Systems
0

3/31/23



Hedwig

Bunker Hill

Piney Point

Hunters Creek

Frequent Mobile Locations

1 Recovered Vehicles
Recovered Plates -3

6 Investigative Leads

Lindenwood HOA

Longwoods HOA

US Coins

In Process

HOA Systems

2023 ALPR Recoveries
March

3/31/23

Num	Plate	Vehicle	ALPR Recoveries			Links	Date
			Loc	Val			
1	PMCD662	Tou/Pri	13	\$ 18,000.00		Stolen from Repair	19-Jan
2	SFG4671	BMW X5	7	\$ 32,000.00		Fugitive Previous	28-Jan
3	RRB9905	Ford/Van	19	\$ 16,000.00		On Tow Truck	1-Feb
4	PRP8014	Toy/High	21	\$ 24,000.00		Fraud	17-Feb
5	3539AY	Merz	1	\$ 24,000.00		HPD	22-Feb
6	NDD4115	BMW328	8	\$ 31,500.00		Fraud	6-Mar
7							
8							
9							
10							
11							
12							
13							
14							
15							
16							
17							
18							
19							
20							
21							
22							
23							
24							
25							
26							
27							
28							
29							
30							
31							
32							
33							
34							
35							
36							
37							
38							
39							
40							
41							
42							
43							
44							
45							
46							
47							
48							
49							
50							
51							
52							
53							
54							
55							
56							
57							
58							
59							
60							
61							
62							
63							
64							
65							
66							
67							
68							
69							
70							
71							
72							
73							
74							
75							

Plate Recoveries			
Plate Recove	Date	Links	
SFG9342	1/12/2023	Owner	
RDM8571	1/18/2023	Cited	
KKV5316	1/18/2023	Owner	
NDD9473	2/17/2023	Cited	
RMW2202	2/23/2023	Owner	
RGB8499	2/24/2023	Owner	
RZX6901	3/8/2023	Arrested	

Firearm in vehicle Vehicle found to be Stolen
Temp Tag

Located but Filed					
Date	Plate	Camera	Date	Plate	Camera
16-Jan	IN DI9211	21			
4-Feb	LJL2527	21			

Missing Person

3 of 6 involved in other crimes = 50%

Plate Recoveries Continued

ALPR Stops Located not Reported as Recovered			
Plate	ALPR	Agency	Date
SFG9342	19	HPD	11-Jan
KKP9539	1	HPD	26-Jan
PBB6385	13	HPD	30-Jan
RXN2712	21	Southside	9-Feb
RZY1469	8	HPD	6-Mar

Program Summary			
2023 Value	\$ 145,500.00	Recovered	6
2022 Value	\$ 1,733,000.00	Recovered	74
2021 Value	\$ 1,683,601.00	Recovered	75
2020 Value	\$ 1,147,500.00	Recovered	61
2019 Value	\$ 438,000.00	Recovered	22
Program Total	\$ 5,147,601.00		238

INVESTIGATIVE LEADS			
Crime	Plate	Date	ALPR
Package Theft	BLN9367	29-Jan	#29
Dumping of Concrete	261	7-Jan	#4
Hotlist	988BGQN	9-Feb	#9
BMV's	LGD4601	10-Feb	#19
Missing Person	RZY8999	3-Mar	#8
Missing Person	MVC4443	5-Mar	#21
Theft	692227C3	7-Mar	#19
Missing person	BZ92064	28-Mar	#21
Jugging	PYT9426	3/21/2023	#14
BMV's	NDG7754	25-Mar	US Coins

TO: Members of the City Council

FROM: R. Pennington, City Administrator

VIA: H. Miller, Interim Fire Chief

MEETING DATE: April 24, 2023

SUBJECT: Discuss and take possible action on the Village Fire Department Monthly Report.

Agenda Item: 3

This agenda item is for VFD monthly reporting, to hear and discuss activity of the Department including detail on call volume and other public safety related incidents. The monthly Village Fire Strategic Plan Performance Report and supplemental information will be provided at the meeting.



Village Fire Department
 901 Corbindale Rd
 Houston, TX, 77024
 Phone# (713) 468-7941 Fax# (713) 468-5039

March 2023 Summary - Piney Point

Call/Incident Type/Detail	Jan 2023	Feb 2023	Total YTD		Month	# of Incidents	Avg Resp Time
TOTAL	35	25	25	85			
Animal Bite	1	0	0	1	Jan 2023	35	4:50
Carbon Monoxide Detector No Symptoms	0	1	1	2	Feb 2023	25	4:21
Cardiac/Respiratory Arrest	0	1	1	2	Mar 2023	25	4:39
Check for the Smell of Natural Gas	3	0	0	3			
Check for the Smell of Smoke	1	1	0	2			
Chest Pain	1	1	1	3			
Difficulty Breathing	2	0	0	2			
Fall Victim	4	0	3	7			
Fire Alarm Church or School	2	1	1	4			
Fire Alarm Residence	9	7	7	23			
Gas Leak	1	1	0	2			
Heart Problems	0	0	1	1			
Hemorrhage/Laceration	1	0	0	1			
House Fire	1	0	1	2			
Motor Vehicle Collision	3	2	2	7			
Object Down in Roadway	0	0	1	1			
Overdose/Poisoning	0	1	0	1			
Psychiatric Emergency	0	3	1	4			
Seizures	1	1	0	2			
Service Call Non-emergency	4	3	2	9			
Sick Call	0	2	0	2			
Transformer Fire	0	0	1	1			
Trash Fire	0	0	1	1			
Unconscious Party/Syncope	1	0	0	1			
Unknown Medical Emergency	0	0	1	1			

City of Piney Point Village
April City Council Meeting
Village Fire Department Report

1. Staffing:

Captain Swinner is recovering from knee surgery from an injury sustained during the freeze in January. He is receiving physical therapy. He will be off duty for a few more months.

2. Apparatus:

Two ambulances are being built by Frazer Ambulance. One should be completed in the next couple of weeks. The other should be completed shortly after that.

3. March 2023 Incidents:

Fire Incidents: 14

EMS type Incidents: 8

Non-Emergency Incidents: 3

Total incidents: 25

Average Response Time: 4 Minutes 39 Seconds

Note: The response time is just for the fire department. The response time does not include the police department. The police often arrive prior to the fire department and many cases can be considered as first responders depending on the level of medical training.

4. Other Activities and Projects:

The Annual fire department audit is being conducted.

Preparing for ISO Survey that will be performed in May.

Hydrant Testing.

Several firefighters are being trained as CPR Instructors. This will aid in our efforts to train more city staff and citizens in how to perform CPR.

New Roof replacement due to not being built to specifications. Still in the workings.

Annex Roof retro-fit. Bids received and seeking a budget amendment to have the work done.

TO: Mayor and City Council

FROM: R. Pennington, City Administrator
VIA: Michelle Yi, Finance Director
Village Fire Department Commission

MEETING DATE: April 24, 2023

SUBJECT: Consideration and possible action on Village Fire Department Budget Amendments and Ordinance No. 2023.04 amending the City of Piney Point Village 2023 Budget to account for an increase assessment for Village Fire Department services.

Agenda Item: 4

Summary:

During the Regular VFD Commission Board meeting on March 22, 2023, the Village Fire Department Board of Commissioners unanimously approved increasing Contingency Facility by \$184,000 to replace/retrofit the annex roof. The request increases the line item from \$16K to \$200K. The action is detailed by VFD as Budget Amendment 2023-03.

See Exhibit “A” detailing the amendment request.
See Exhibit “B” providing the supporting documentation.

Recommendation

Staff seeks council recommendation on the proposed request for Village Fire Department’s FY 2023 Budget Amendment 2023-03, and further action on Ordinance No. 2023.04 amending the City of Piney Point Village 2023 Budget to account for a \$38,640 increase assessment for Village Fire Department services.

**VFD BUDGET AMENDMENT REQUEST
EXHIBIT A**

VFD AMENDMENT 2023-03:

	Original	VFD FY23 Budget Amended	Change
Contingency Facility (Annex Roof)	\$16,000	\$200,000	\$184,000
			\$184,000
Surplus / Carryover from FY22			\$0
			\$184,000
Piney Point Share (%)			21%
Piney Point Share (\$)			\$38,640

For the purpose of funding the replacement/retrofit of the annex roof. There is no funding offset from prior year carryover identified to offset the requested increase.

**VFD BUDGET AMENDMENT DOCUMENTS
EXHIBIT B**

TO: Wendy Baimbridge, City of Hedwig Village
Cassie Stevens, City of Hilshire Village
Tom Fullen, City of Hunters Creek Village
Bobby Pennington, City of Piney Point Village
Zachary Meadows, City of Spring Valley Village
Gerardo Barrera, City of Bunker Hill Village

CC: Village Fire Department Commissioner and Alternates

From: Marlo Longoria
Date: April 20, 2023
Re: 2023 Budget Amendment 2023-03

During a regular fire commission board meeting on March 22, 2023, the Village Fire Department Board of Commissioners unanimously approved increasing the previously amended line item “contingency facility” from \$16,000 up to \$200,000 for a roof retrofit on the annex roof. The total amendment is \$184,000.00 which will be funded by:

Bunker Hill Village	19.00%	\$ 34,960.00
Hedwig Village	18.50%	\$ 34,040.00
Hilshire Village	3.00%	\$ 5,520.00
Hunters Creek Village	22.25%	\$ 40,940.00
Piney Point Village	21.00%	\$ 38,640.00
Spring Valley Village	16.25%	\$ 29,900.00
Total		\$ 184,000.00

Please place this budget amendment on your agenda for consideration and advise us on your council’s action in writing.

Thank you,

Marlo Longoria

ORDINANCE NO. 2023.04

AN ORDINANCE OF THE CITY COUNCIL OF THE CITY OF PINEY POINT VILLAGE, TEXAS, AMENDING THE ORIGINAL BUDGET FOR THE FISCAL YEAR BEGINNING JANUARY 1, 2023, AND ENDING DECEMBER 31, 2023, AMENDING ACCOUNTS FOR UNFORESEEN FUNDING ADDITIONS TO FIRE AND SAFETY; REPEALING ALL ORDINANCES OR PARTS OF ORDINANCES INCONSISTENT OR IN CONFLICT HEREWITH; AND PROVIDING FOR SEVERABILITY

WHEREAS, the City of Piney Point Village, Texas, budget was adopted by Ordinance No. 2022.09.26 within the time and in the manner required by State Law; and

WHEREAS, the City of Piney Point Village, Texas, approved an amendment to the original budget by Ordinance No. 2023.03.27 on 27th day of March 2023, increasing the City assessment by \$10,492, as warranted and necessary for fire and safety programming; and

WHEREAS, the City of Piney Point Village, Texas, has considered additional budgetary requirements of fire and safety programming for the remainder of the fiscal year; and

WHEREAS, the City of Piney Point Village, Texas, hereby finds and determines that it is prudent to amend, for a second time, line items due to unforeseen costs; and

WHEREAS, the City of Piney Point Village, Texas, further finds that the amendment will serve in the public interest; and

WHEREAS, the City of Piney Point Village, Texas, concludes that the second addition in the Budget; increasing the City assessment by \$38,640, is warranted and necessary as a matter of public necessity warranting action at this time.

* * * * *

NOW, THEREFORE, BE IT ORDAINED BY CITY COUNCIL OF THE CITY OF PINEY POINT VILLAGE, TEXAS:

Section 1. Findings

The facts and matters set out above are found to be true and correct.

Section 2. Purpose

The City of Piney Point Village, Texas, Fiscal Year 2023 Budget is hereby amended to reflect the effect of unforeseen circumstances,

Section 3. Savings/Repealing Clause

In the event any clause, phrase, provision, sentence, or part of this Ordinance or the application of the same to any person or circumstance shall for any reason be adjudged invalid or held unconstitutional by a court of competent jurisdiction, it shall not affect, impair, or invalidate this Ordinance as a whole or any part or provision hereof other than the part declared to be invalid or unconstitutional; and the City Council of the City of Piney Point Village, Texas, declares that it would have passed each and every part of the same notwithstanding the omission of any such part thus declared to be invalid or unconstitutional, whether there be one or more parts.

Section 4. Severability

All ordinances and parts of ordinance in conflict herewith are, to the extent of such conflict, hereby repealed.

PASSED, APPROVED, AND ADOPTED on first and final reading this 24th day of April 2023.

Mark Kobelan
Mayor

ATTEST:

Robert Pennington
City Administrator / City Secretary

TO: City Council

FROM: Mark Kobelan, Mayor

MEETING DATE: April 24, 2023

SUBJECT: Consideration and possible action on the Mayor's Monthly Report, including but not limited to an update on Greenbay Landscape Beautification near Robbins Drive and Proposed Greenbay Landscape Beautification at Tynebridge.

Agenda Item: 5

Summary:

The purpose of this item is for updating council on the following:

- a) Greenbay Landscape Beautification at Robbins Drive: This item is to provide an update on the landscaping improvement project on Greenbay near the Robbins Drive intersection. This project is currently in progress with Bright Landscape Designs.
- b) Greenbay Landscape Beautification at Tynebridge: This item is to discuss a proposal for landscape improvements on Greenbay near the Tynebridge intersection. Attached is a proposed layout by Bright Landscape Designs. The design features landscape beds that incorporate existing landscape features with grass sodding.



Bright Landscape Designs, Inc.

9302 Reid Lake Dr. • Houston, Texas 77064
281-496-3576 • (fax) 713-896-0773

Estimate

DATE	ESTIMATE #
3/28/2023	13310

City of Piney Point Village
7676 Woodway Drive Suite 300
Houston, TX 77024

PROJECT

March 2023 - Greenbay @ Tynebridge

DESCRIPTION	SIZE	QTY	COST	TOTAL
GREENBAY @ TYNEBRIDGE - AS PER DESIGN (WITHOUT SIDEWALKS)				
Magnolia - 'Lil Gem' (6') or 6-45g Magnolia- Lil Gem (7'-8') @ \$4860.00 or 6-65g Magnolia - Lil Gem (8'-9') @ \$6750.00	30 gal	6	450.00	2,700.00
Japanese Yew (2.5'-3') OR 20-15g Japanese Yew (4') @ \$3780.00	7 gal	20	84.24	1,684.80
Fern - Holly	3 gal	52	41.40	2,152.80
Ginger - Variegated OR 38-3g Aspidistra @ \$1641.60	3 gal	38	34.20	1,299.60
Ajuga	1 gal	108	14.52602	1,568.81
Asian Jasmine	1 gal	115	4.23	486.45
Ligustrum - Sunshine (14"-16") OR 12-7g Ligustrum - Sunshine (20"-22") @ \$1044.84	3 gal	12	43.20	518.40
Lantana - New Gold OR 36-1g Trailing Lantana Lavendar @ \$515.16	1 gal	36	14.31	515.16
Yaupon - Dwarf (10"-12") OR 15-7g Yaupon - Dwarf (14"-16") @ \$1620.00	3 gal	15	27.90	418.50
Yucca - Red OR 2-7g Yucca - Red @ \$148.50	3 gal	2	30.51	61.02
Moss Rock Boulder (2 @ 500# each) OR 500lb Wister Boulders (2 @ 500# each) @ \$225.00	lb	1,000	0.18	180.00
Fern - Foxtail	3 gal	26	32.40	842.40
Brown Pea Gravel OR 1-cy Granite Gravel @ \$112.50 OR 1-cy Cream Gravel #8 stone @ \$118.50	cy	1	93.00	93.00
Bendaboard - 4" X 20' - includes stakes and screws OR 3-Steel Edging -16' @ \$308.25	4" X 20' piece	2.5	73.488	183.72
Landscape Fabric 150 sq ft	150 sq ft roll	1	47.93	47.93
Landscape Fabric Staples	box/500	0.166	82.53012	13.70
Premium Mix Compost	cy	20	49.50	990.00
Pine Deco Mulch	cy	10	42.00	420.00



**Bright
Landscape
Designs, Inc.**

9302 Reid Lake Dr. • Houston, Texas 77064
281-496-3576 • (fax) 713-896-0773

Estimate

DATE	ESTIMATE #
3/28/2023	13310

City of Piney Point Village
7676 Woodway Drive Suite 300
Houston, TX 77024

PROJECT

March 2023 - Greenbay @ Tynebridge

DESCRIPTION	SIZE	QTY	COST	TOTAL
Dwarf Yew (12"-14") OR 3-7g Dwarf Yew (16"-18") @ \$252.72	3 gal	3	32.40	97.20
TOTAL PLANTS & MATERIALS				14,273.49
LABOR, PICKUP, DELIVERY, DISPOSAL, INVENTORY ITEMS, ETC.				10,479.13
Subtotal				24,752.62
REPEAT CUSTOMER DISCOUNT			-5.00%	-1,237.63
Subtotal				23,514.99
NOTE: IF DONE WITH SIDEWALKS THEN EDGING OF SOME SORT MAY BE PREFERRED AND CAN BE ESTIMATED UPON REQUEST.				
NOTE: SOD IS NOT COVERED BY GUARANTEE				
NOTE: SEASONAL COLOR IS NOT COVERED BY GUARANTEE				
NOTE: ESTIMATE DOES NOT INCLUDE ANY SPRINKLER SYSTEM ADJUSTMENTS				



**Bright
Landscape
Designs, Inc.**

9302 Reid Lake Dr. • Houston, Texas 77064
281-496-3576 • (fax) 713-896-0773

Estimate

DATE	ESTIMATE #
3/28/2023	13310

City of Piney Point Village
7676 Woodway Drive Suite 300
Houston, TX 77024

PROJECT
March 2023 - Greenbay @ Tynebridge

DESCRIPTION	SIZE	QTY	COST	TOTAL
<p>Notes: 1) This estimate is based upon the above plants and materials and condition of property at time of site inspection by Bright Landscape Designs, Inc. Deviations from original accepted estimate/design for plants, materials and labor will be adjusted at retail cost for plants and materials and at \$51 per man hour. 2) Please turn sprinkler system off if set to run the afternoon before or morning of scheduled work. 3) Any main line or water lines that run under area where we will be installing patio it is recommended that it be moved. But cost is not included in estimate. 4) Unless specified sprinkler adjustments/repairs or additions are not included in estimate. 5) Options are not included in bottom line of estimate. 6) There is no guarantee on seasonal color. 7) There is no guarantee on Sod</p> <p>Payment Terms: 1) 40% deposit due at time customer signs and returns estimate to Bright Landscape Designs, Inc. 2) Remaining balance (adjusted for changes made at time of installation) due upon receipt of invoice. 3) If job takes more than 2 weeks, there will be an intermediate draw of 35% of remaining balance.</p> <p>WANT TO EARN YOUR BONUS POINTS? WE NOW ACCEPT MASTERCARD/VISA/DISCOVER</p>				

PLEASE INITIAL BELOW AND SIGN THE ATTACHED (IF APPLICABLE) AND RETURN TO BRIGHT LANDSCAPE DESIGNS, INC. PRIOR TO COMMENCEMENT OF WORK.

INITIALS


TOTAL BEFORE SALES TAXES	\$23,514.99
Sales Taxes (0.0%)	\$0.00
TOTAL	\$23,514.99



Lil Gem Magnolia



JAPANESE YEW



Holly Fern



VARIEGATED GINGER



Aspidistra



AJUGA



BURGUNDY GLOW AJUGA



ASIAN JASMINE




SUNSHINE LIGUSTRUM




NEW GOLD LANTANA




PURPLE LANTANA



DWARF YAUPON



Red Yucca



moss rock boulders




WISTER BOULDER



FOXTAIL FERN



Pea Gravel



TO: Mayor and Members of the City Council

FROM: Bobby Pennington; City Administrator

MEETING DATE: April 24, 2023

SUBJECT: Discuss and take possible action on the City Administrator's Monthly Report, including, but not limited to selected items.

Agenda Item: 6

The City Administrator will provide information for Council and the community that contains updates on important city initiatives that are not generally included on a city council agenda for action. Some items listed may call for Council approval and/or delegate authorization under the direction of Council. Note the following items:

- A. Financial Report: This report represents a general overview of financial activity through March 2023, which is the end of the first quarter of fiscal year 2023. Attached is the latest report. Staff recommends approving the report as presented.
- B. Investment Report: The Public Funds Investment Act and the City's Investment Policy require that an Investment Report be presented to City Council on a quarterly basis. Attached is the Quarterly Investment Report for Quarter ended March 2023. Staff recommends acceptance as presented.
- C. CenterPoint Energy Annual Franchise Payment Calculation: CenterPoint Energy submitted its annual electricity franchise payment calculation for council review. If CenterPoint Energy does not receive an objection from council by May 31, 2023, CenterPoint Energy shall implement the adjusted annual fee payment on July 1, 2023. The current monthly payment is \$22,701.60 vs new monthly payment \$22,708.93.
- D. Tokeneke & Country Squires Improvement Project – Pay Estimate No. 6: On-Par Civil Services LLC is submitting Pay estimate No. 6 in the amount of \$53,360.27 for construction from March 15 thru April 15, 2023. This billing represents over 96% of the contract amount. City Engineer Joe Moore and staff reviewed this pay estimate and recommends payment of said application.
- E. Update on Specific Use Permit Projects: The purpose of this listing is to share any current information or progress on these major construction programs.

- Memorial Drive Elementary School Update.
 - St. Francis Episcopal Church Specific Use Permit Update.
 - The Kinkaid School Specific Use Permit Update.
- F. E-Bike Use – Texas Transportation Code: Bikes are generally entitled to the same rights that apply to motor vehicles. A “Bicycle” is defined as a device a person rides powered under human capacity. An “Electric Bicycle” is defined as a bicycle equipped with operable pedals and an electric motor fewer than 750 watts to assist the rider, with top speeds less than 28 mph. “Electric Bicycle” is defined in greater detail in the transportation code, and certain class of electric bicycles have additional restrictions. Electric bike laws were updated in 2019 and do not require a helmet or license, however a Class 3 E-Bike with a top speed at 28MPH has a minimum age requirement of 15. Use of these bikes are becoming more common within the city.
- G. Short-Term Lease on Single-Family Dwellings – Status: The city is proposing to amend the zoning chapter of the code of ordinances to prohibit the use of a single-family dwellings for short term leases or rentals (Airbnb). This is scheduled for Planning and Zoning consideration at their May 25th meeting.
- H. Memorial High School Senior Car Parade – Upcoming Event: Parade is scheduled for May 13 and will travel south down Piney Point Road finishing near Ecclesia Church.

ITEM A

FINANCIAL REPORT – MARCH 2023



CITY OF PINEY POINT VILLAGE FINANCIAL REPORT

MARCH 2023 FINANCIALS (PRELIMINARY)

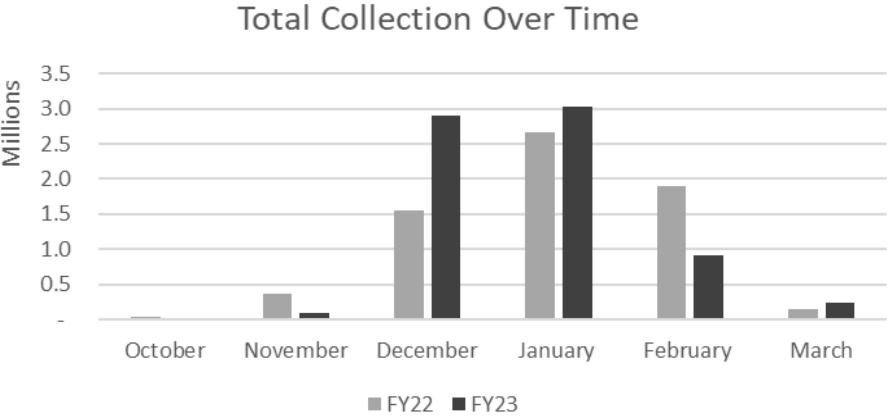
This report represents a general overview of the city’s financial operations through March 2023, which is the third month of the fiscal year 2023. Beginning balances are audited. Budgeted numbers in this report represent the original adopted for the fiscal year.

General Fund

	Prior YTD	Budget	Month	YTD
Total Revenues	\$5,753,076	\$8,318,980	\$461,156	\$7,054,009
Total Expenditures	\$2,001,721	\$9,988,475	\$645,811	\$2,255,022
Over/(Under)	\$3,751,355	(\$1,669,495)	(\$184,655)	\$4,798,987
	Prior YTD	Budget	Month	YTD
Operating Revenues	\$5,749,618	\$8,317,980	\$407,216	\$6,975,068
Operating Expenditures	\$1,793,741	\$6,879,299	\$525,225	\$1,952,150
Over/(Under)	\$3,955,877	\$1,438,681	(\$118,009)	\$5,022,919

1. Total revenues are \$7,054,009 or 84.8% of budget and 22.6% above last YTD, mainly due to tax collection.
 - a. Property tax is reported at \$6,391,751 for the M&O or 98.7% of the budget. The current YTD amount collected represents 90.6% of the total general fund revenue. Property Tax is \$1,026,668 more than the last YTD due to the timing and tax posting of this report. The city anticipates collecting an additional \$83,338 for maintenance and operating. The adopted rate is \$0.255140 with \$0.224025 designated as M&O and the remaining \$0.031115 as the I&S requirement to finance the annual bond debt. Payments of property taxes are due by January 31, 2023, and is delinquent as of February 1, 2023. The City currently contracts with Spring Branch ISD as the tax assessor collector. The budget

incorporates a 99% collection rate on the total taxable value. Please note that SBISD monthly collection report is \$7,202,241.49, versus the amount deposited to our accounts, totaling \$7,287,575.65 (M&O and I&S). The difference is \$85,334.16, with \$94,238.87 as delinquent collected from October thru December 2022, and the tax office recognized as 2022 collection. This amount is then offset by (\$8,904.71) for attorney’s fees - not recorded as actual city collections. Please review monthly tax office report for additional details on adjusted taxable values. Also, collections can vary depending on the deposit date with Spring Branch ISD and the tax rate portion needing to support the fund. Below is a graph illustrating the monthly collection activity comparison on FY22 vs. FY23:



- b. Sales Tax collection through March total \$147,316 or 38.6% of the total annual \$382,000 projection. Beyond March reporting, the Texas Comptroller posted sales tax collections through April showing \$180,051 (cumulative) or \$57,356 greater than last year. The budget projection on sales tax collection represents 4.59% of all general fund revenue. The following chart provides details:

	(\$) Last Fiscal	(\$) Budgeted Projection	(\$) Current Fiscal	(\$) Actual Variance	(%) Actual Variance	(\$) Budget Variance	(%) Budget Variance
January	\$31,043.38	\$33,537.58	\$47,825.22	\$16,781.84	35.09%	\$14,287.64	42.60%
February	\$45,868.05	\$44,395.18	\$67,987.79	\$22,119.74	32.53%	\$23,592.61	53.14%
March	\$20,888.33	\$29,393.37	\$31,502.65	\$10,614.32	33.69%	\$2,109.28	7.18%
April	\$24,894.95	\$24,865.03	\$32,735.34	\$7,840.39	23.95%	\$7,870.31	31.65%
TYD	\$122,695	\$132,191	\$180,051	\$57,356	46.75%	\$47,859.83	36.2%

- c. Franchise tax collections booked thru March total \$90,624. The amount collected included \$20,808 for cable franchise, \$68,105 for electric franchise and \$1,711 for telephone/wireless franchise. The city anticipates collecting over \$341K in franchise tax.

- d. Court revenue is \$30,836, 34.9% of budget and \$7,397 more than last year. Court fines total \$28,043 and the remaining \$2,793 is primarily restricted for special use such as court security or technology. The court operates both in-person and virtual by zoom. The city collected \$111K in court revenue for 2022. Current trends show a 31% improvement in fine/fee collections for 2023.
 - e. Permits and Licenses total \$146,946, 27.3% of the budget projection. Permits and inspection fees total \$121,816 and the remaining \$25,130 is for plat reviews, contractor registration, drainage review and BOA fees. Drainage reviews are currently at \$19,450.
 - f. Alarm registrations are \$23,300, 101.3% of annual budget projection. This represents a \$550 improvement over last YTD. Annual alarm registrations prove to be beneficial in maintaining up-to-date emergency information for individual properties.
 - g. Interest revenue is \$78,795, 131.3% of the budget and at a significant increase of \$77,881 more than last year. We expect that interest revenue will continue to improve, but at an exponentially eased growth rate toward year end.
 - h. Other revenue collections include \$65,500 for scheduled contribution from The Kinkaid School and \$78,940, recorded as non-operational, mainly from forfeiture of temporary occupancy certificates.
2. The city's amended budget allocation is \$9,988,475; operations allocated at \$6,879,299 with \$3,109,176 as capital programming. Total expenditures to date are \$2,255,022, 22.6% of budget and 12.7% more than last YTD. Operating expenditures are \$1,952,150, 28.4% of budget, \$158,408 more than last YTD.
3. Divisions and categories that are currently trending higher in expenditures are as follows:
- a. Police Services at \$902,846 or 37.4% due to the practice of providing an additional service payment at the beginning of the year as agreed for adequate MVPD operational cash flow; in addition is the annual capital expenditure of \$94,591 and auto replacement of 53,333, both annual obligations disbursed in full to the department. This represents a 28.3% increase from last year to date. Police Operations isolated at \$754,921, a 10% increase over last year to date.
 - b. Fire Services original budget was \$1,824,868. An approved amendment in March increased the department allocation by \$10,492 to \$1,835,360. Expenditures are currently at \$532,253 or 29.0%. This is a 16.6% increase from last year.

VFD Budget Amendments	Change
Vehicle (2023-01)	\$180,000
Computer (2023-01)	\$71,000
Protective Gear (2023-02)	\$70,000
Surplus / Carryover	(\$271,042)
	\$49,958

Piney Point Share (%)	21%
Piney Point Share (\$)	<u>\$10,491</u>

4. Remaining operations are within expectations and trending lower than last year to date are as follows:
 - a. Total Contract Services at 16.5% of budget and \$46,013 lower than last YTD mainly due to engineering and legal service expenses billing or activity.
 - b. Building Services at \$58,572 or 20.7%, a similar trend to last year to date. Credit card fees associated with the permits are currently at \$5,834, or at 58.3% of line-item allocation, above expectations.
 - c. General Government at 23.5% is on target with expectations.
 - d. Municipal Court is handling higher volume on the docket while maintaining expenditures to budget target with expenditures \$717 less than last year to date.
 - e. Public Works at 29.1% lower than last year to date by \$15K, mainly in road repair and tree care and removal. These items are expected to meet the additional cost expectations in the coming months.

5. Capital expenditures at 9.7% in the amount of \$302,872 with \$2,806,304 remaining at the time of this report. Following capital projects are scheduled for the current year.
 - a. 96" Stormwater Replacement CIP – (\$66,103): Council awarded the bid to AR Turnkey Construction Co. Inc. at low bid of \$1,608,975.00 during the special meeting on April 11, 2023.
 - b. Tokeneke – Country Squire CIP – (\$221,289): This project is under construction in progress and projected to be substantially complete in the coming month(s).
 - c. Other projects include Williamsburg (\$15,480), Bothwell Way, Windermere Outfall Project, Smithdale Landscape/Sidewalk, Greenbay Beautification, and traffic signals.

6. The amended budget provides a use of \$1,669,495 in reserved cash and is supporting a portion of the \$3,109,176 in capital programs. In 2021, the audited ending balance for the general fund was reported at \$3,702,509. In 2022, the audited revenue over expenditures by \$908,956, increasing fund balance to \$4,611,466.

Debt Service Fund

	Prior YTD	Budget	Month	YTD
Total Revenues	\$1,247,466	\$909,330	\$38,612	\$921,455
Total Expenditures	\$825,375	\$877,950	\$0	\$839,075
Over/(Under)	\$422,091	\$31,380	\$38,612	\$82,380

7. Revenues are \$921,455; 101.3% of budget with \$888,584 from property tax collections. The adopted rate designated for interest and sinking is \$0.031115 as the requirement to finance the annual bond debt. The budget incorporates a 99% collection rate based on trends from past collection years.
 - a. Interest revenue has exceeded annual expectations by \$23K directly due to the current interest rate.

8. Expenditures are \$839,075, 95.6% of budget, as debt service principal payments were fully disbursed.
 - a. Two Principal payments were disbursed, \$410,000 for GO Series 2015 and \$380,000 for GO Series 2017.
 - b. In addition, payments of interest due includes \$13,675 for GO Series 2015 and \$34,650 for GO Series 2017. The city is obligated to pay the remaining \$36,625 in interest by August. Current debt obligations are scheduled through 2027.
 - c. Agent fees total \$750.

9. Revenues are over expenditures by \$82,380, debt service restricts a portion of cash to support fund balance. The budget projects an end the year reserve estimated at \$31K with a for the debt service fund. The current trend supports higher expectations for the fund due to interest revenue income.

FOR MORE INFORMATION: This summary report is based on detailed information generated by the City's Administration. If you have any questions or would like additional information on this report, please contact city administration at 713-230-8703.



Piney Point Village TEXAS

Statement of Revenue & Expenditures For Month Ended: March 31, 2023

GENERAL FUND SUMMARY

	PRIOR YTD	CURRENT BUDGET	MONTHLY ACTUAL	YTD ACTUAL	% BUDGET	BUDGET BALANCE
REVENUES						
PROPERTY TAXES	5,365,084	6,475,089	221,864	6,391,751	98.7%	83,338
SALES TAXES	97,800	382,000	31,503	147,316	38.6%	234,684
FRANCHISE TAXES	93,590	432,000	23,623	90,624	21.0%	341,376
COURT REVENUE	23,439	88,241	12,046	30,836	34.9%	57,405
PERMITS & INSPECTIONS	146,042	538,150	80,860	146,946	27.3%	391,204
ALARM REGISTRATIONS	22,750	23,000	1,050	23,300	101.3%	(300)
GOVERNMENTAL CONT. (METRO)	0	136,500	0	0	0.0%	136,500
MISC AND IN LIEN(KINKAID)	0	183,000	0	65,500	35.8%	117,500
INTEREST	914	60,000	36,270	78,795	131.3%	(18,795)
TOTAL OPERATING	5,749,618	8,317,980	407,216	6,975,068	83.9%	1,342,912
OTHER NON-OPERATING PROCEEDS	3,457	1,000	53,940	78,940	7894.0%	(77,440)
TOTAL NON-OPERATING	3,457	1,000	53,940	78,940	7894.0%	(77,440)
TOTAL REVENUES	\$5,753,076	\$8,318,980	\$461,156	\$7,054,009	84.8%	\$1,265,471
EXPENDITURES						
PUBLIC SERVICE DIVISION						
POLICE SERVICES	703,922	2,412,669	188,728	902,846	37.4%	1,509,823
FIRE SERVICES	456,524	1,835,360	152,072	532,253	29.0%	1,303,107
SANITATION COLLECTION	132,360	550,105	45,810	91,620	16.7%	458,485
OTHER PUBLIC SERVICES	3,700	20,900	1,195	3,709	17.7%	17,191
PUBLIC SERVICE DIVISION	1,296,505	4,819,034	387,806	1,530,428	31.8%	3,288,607
OPERATIONS						
CONTRACT SERVICES	119,829	447,382	14,796	73,816	16.5%	373,566
BUILDING SERVICES	68,591	282,500	11,726	58,572	20.7%	223,928
GENERAL GOVERNMENT	246,414	1,035,882	97,863	243,388	23.5%	792,494
MUNICIPAL COURT	8,300	38,250	2,065	7,582	19.8%	30,668
PUBLIC WORKS	54,103	256,250	10,968	38,363	15.0%	217,887
OPERATION DIVISIONS	497,236	2,060,264	137,419	421,722	20.5%	1,638,542
TOTAL PUBLIC & OPERATING	\$1,793,741	\$6,879,299	\$525,225	\$1,952,150	28.4%	\$4,927,149
NON-OPERATING						
CAPITAL PROGRAMS	207,980	3,109,176	120,586	302,872	9.7%	2,806,304
TOTAL NON-OPERATING	207,980	3,109,176	120,586	302,872	9.7%	2,806,304
TOTAL EXPENDITURES	\$2,001,721	\$9,988,475	\$645,811	\$2,255,022	22.6%	\$7,733,453
REVENUE OVER/(UNDER) EXPENDITURES	3,751,355	(1,669,495)	(184,655)	4,798,987		



Piney Point Village TEXAS

Statement of Revenue & Expenditures For Month Ended: March 31, 2023

GENERAL FUND REVENUES

	PRIOR YTD	CURRENT BUDGET	MONTHLY ACTUAL	YTD ACTUAL	% BUDGET	BUDGET BALANCE
<u>Tax Collection</u>						
10-4101 Property Tax (M&O)	5,365,084	6,475,089	221,864	6,391,751	98.7%	83,338
Total Property Tax :	5,365,084	6,475,089	221,864	6,391,751	98.7%	83,338
10-4150 Sales Tax	97,800	382,000	31,503	147,316	38.6%	234,684
Total Tax Collection:	5,462,883	6,857,089	253,366	6,539,067	95.4%	318,022
<u>Permits & Inspections</u>						
10-4203 Plat Reviews	4,550	9,750	0	1,750	17.9%	8,000
10-4205 Contractor Registration	4,740	10,650	480	3,180	29.9%	7,470
10-4206 Drainage Reviews	6,550	45,000	13,500	19,450	43.2%	25,550
10-4207 Permits & Inspection Fees	129,952	471,000	66,880	121,816	25.9%	349,184
10-4208 Board of Adjustment Fees	250	1,750		750	42.9%	1,000
Total Permits & Inspections:	146,042	538,150	80,860	146,946	27.3%	391,204
<u>Municipal Court</u>						
10-4300 Court Fines	22,104	85,000	11,039	28,043	33.0%	56,957
10-4301 Building Security Fund	467	1,100	353	977	88.9%	123
10-4302 Truancy Prevention	477	1,116	360	997	89.4%	119
10-4303 Local Municipal Tech Fund	381	1,000	288	798	79.8%	202
10-4304 Local Municipal Jury Fund	10	25	7	20	79.7%	5
Total Municipal Court:	23,439	88,241	12,046	30,836	34.9%	57,405
<u>Investment Income</u>						
10-4400 Interest Revenue	914	60,000	36,270	78,795	131.3%	(18,795)
Total Investment Income:	914	60,000	36,270	78,795	131.3%	(18,795)
<u>Agencies & Alarms</u>						
10-4508 SEC-Registration	22,750	23,000	1,050	23,300	101.3%	(300)
Total Agencies & Alarms:	22,750	23,000	1,050	23,300	101.3%	(300)
<u>Franchise Revenue</u>						
10-4602 Cable Franchise	20,808	102,000	0	20,808	20.4%	81,192
10-4605 Power/Electric Franchise	45,401	296,000	22,702	68,105	23.0%	227,895
10-4606 Gas Franchise	25,391	25,000	0	0	0.0%	25,000
10-4607 Telephone Franchise	990	7,000	861	861	0.0%	6,139
10-4608 Wireless Franchise	999	2,000	61	850	42.5%	1,150
Total Franchise Revenue:	93,590	432,000	23,623	90,624	21.0%	341,376
<u>Donations & In Lieu</u>						
10-4702 Kinkaid School Contribution	0	183,000	0	65,500	35.8%	117,500
10-4703 Metro Congested Mitigation	0	136,000	0	0	0.0%	136,000
10-4704 Intergovernmental Revenues	0	500	0	0	0.0%	500
10-4800 Misc. Income	521	500	29,940	54,940	10988.1%	(54,440)
10-4801 Donations	907	500	0	0	0.0%	500
10-4802 Reimbursement Proceeds	2,029	0	0	0	n/a	0
10-4803 CIP Cost Share		0	24,000	24,000		(24,000)
Total Donations & In Lieu:	3,457	320,500	53,940	144,440	45.1%	176,060
TOTAL REVENUES:	\$5,753,076	\$8,318,980	461,156	7,054,009	84.8%	\$1,264,971



Piney Point Village TEXAS

Statement of Revenue & Expenditures For Month Ended: March 31, 2023

GENERAL FUND EXPENDITURES

	PRIOR YTD	CURRENT BUDGET	MONTHLY ACTUAL	YTD ACTUAL	% BUDGET	BUDGET BALANCE
<u>PUBLIC SERVICE DIVISION</u>						
<u>Community Events</u>						
10-510-5001 Community Celebrations	0	5,000	0	0	0.0%	5,000
Community Events:	0	5,000	0	0	0.0%	5,000
<u>Police Services</u>						
10-510-5010 MVPD Operations	686,145	2,264,745	188,728	754,921	33.3%	1,509,824
10-510-5011 MVPD Auto Replacement	17,777	53,333	0	53,333	100.0%	0
10-510-5012 MVPD Capital Expenditure	0	94,591	0	94,591	100.0%	(0)
Police Services:	703,922	2,412,669	188,728	902,846	37.4%	1,509,823
<u>Sanitation Collection</u>						
10-510-5030 Sanitation Collection	129,765	539,319	45,810	90,722	16.8%	448,597
10-510-5031 Sanitation Fuel Charge	2,595	10,786	0	898	8.3%	9,888
Sanitation Collection:	132,360	550,105	45,810	91,620	16.7%	458,485
<u>Library Services</u>						
10-510-5040 Spring Branch Library	0	1,500	0	0	0.0%	1,500
Library Services:	0	1,500	0	0	0.0%	1,500
<u>Street Lighting Services</u>						
10-510-5050 Street Lighting	3,700	14,400	1,195	3,709	25.8%	10,691
Street Lighting Services:	3,700	14,400	1,195	3,709	25.8%	10,691
<u>Fire Services</u>						
10-510-5060 Villages Fire Department	456,524	1,835,360	152,072	532,253	29.0%	1,303,107
Fire Services:	456,524	1,835,360	152,072	532,253	29.0%	1,303,107
TOTAL PUBLIC SERVICE:	\$1,296,505	\$4,819,034	\$387,806	\$1,530,428	31.8%	\$3,288,607

		PRIOR YTD	CURRENT BUDGET	MONTHLY ACTUAL	YTD ACTUAL	% BUDGET	BUDGET BALANCE
<u>CONTRACT SERVICE DIVISION</u>							
10-520-5102	Accounting/Audit	10,380	25,000	5,000	5,000	20.0%	20,000
10-520-5103	Engineering	38,693	210,000	0	25,891	12.3%	184,109
10-520-5104	Legal	37,932	90,000	0	16,113	17.9%	73,888
10-520-5105	Tax Appraisal-HCAD	19,034	58,882	6,570	20,159	34.2%	38,723
10-520-5107	Animal Control	49	1,500	0	240	16.0%	1,260
10-520-5108	IT Hardware/Software & Support	1,021	40,000	3,226	5,819	14.5%	34,181
10-520-5109	Urban Forester	10,920	0	0	0	n/a	0
10-520-5110	Mosquito Control	1,800	22,000	0	595	2.7%	21,405
TOTAL CONTRACT SERVICE DIVISION:		\$119,829	\$447,382	\$14,796	\$73,816	16.5%	\$373,566
<u>BUILDING SERVICE DIVISION</u>							
<u>Building & Inspection Services</u>							
10-530-5152	Drainage Reviews	23,000	103,000		23,668	23.0%	79,332
10-530-5153	Electrical Inspections	3,780	15,000	1,395	2,700	18.0%	12,300
10-530-5154	Plat Reviews	0	500	0	0	0.0%	500
10-530-5155	Plan Reviews	12,000	50,000	4,000	8,000	16.0%	42,000
10-530-5156	Plumbing Inspections	4,050	18,000	1,755	3,645	20.3%	14,355
10-530-5157	Structural Inspections	10,080	30,000	2,970	6,030	20.1%	23,970
10-530-5158	Urban Forester	0	45,000	0	7,840	17.4%	
10-530-5160	Mechanical Inspections	1,980	8,500	315	855	10.1%	7,645
Building and Inspection Services:		54,890	270,000	10,435	52,738	19.5%	180,102
<u>Supplies and Office Expenditures</u>							
10-530-5108	Information Technology	12,739	0	0	0	n/a	0
10-530-5207	Misc Supplies	0	1,000	0	0	n/a	1,000
10-530-5211	Meeting Supplies	0	350	0	0	n/a	350
10-530-5213	Office Supplies	0	900	0	0	n/a	900
10-530-5215	Travel & Training	0	250	0	0	n/a	250
Supplies and Office Expenditures:		12,739	2,500	0	0	n/a	2,500
<u>Insurance</u>							
10-530-5403	Credit Card Charges	961	10,000	1,291	5,834	58.3%	4,166
Insurance:		961	10,000	1,291	5,834	n/a	4,166
TOTAL BUILDING SERVICE DIVISION:		\$68,591	\$282,500	\$11,726	\$58,572	20.7%	\$186,768

	PRIOR YTD	CURRENT BUDGET	MONTHLY ACTUAL	YTD ACTUAL	% BUDGET	BUDGET BALANCE
GENERAL GOVERNMENT DIVISION						
<u>Administrative Expenditures</u>						
10-540-5108		20,000	112	513	2.6%	19,487
10-540-5202	2,148	7,200	1,017	2,210	30.7%	4,990
10-540-5203	931	3,000	307	905	30.2%	2,095
10-540-5204	810	3,000	54	333	11.1%	2,667
10-540-5205	0	5,000	0	375	7.5%	4,625
10-540-5206	0	3,500	0	0	0.0%	3,500
10-540-5207	315	5,000	0	0	0.0%	5,000
10-540-5208	3,393	5,000	0	1,738	34.8%	3,262
10-540-5209	3,015	10,000	796	1,421	14.2%	8,579
10-540-5210	0	1,500	0	360	24.0%	1,140
10-540-5211	4,683	10,000	588	1,313	13.1%	8,687
10-540-5212	32,570	130,000	11,065	33,196	25.5%	96,804
10-540-5213	3,295	10,000	98	2,242	22.4%	7,758
10-540-5214	2,818	16,000	608	2,118	13.2%	13,882
10-540-5215	425	1,000	0	0	0.0%	1,000
10-540-5216	632	1,500	0	180	12.0%	1,320
Administrative Expenditures:	55,034	231,700	14,646	46,903	20.2%	184,797
<u>Wages & Benefits</u>						
10-540-5301	132,708	598,454	66,144	129,374	21.6%	469,081
10-540-5302	5,156	18,236	283	600	3.3%	17,636
10-540-5303	0	0	0	3,302	n/a	(3,302)
10-540-5306	10,535	47,728	5,032	11,078	23.2%	36,650
10-540-5310	10,729	59,345	6,699	15,100	25.4%	44,245
10-540-5311	930	3,000	382	815	27.2%	2,185
Wages & Benefits:	160,059	726,763	78,539	160,268	22.1%	566,495
<u>Insurance</u>						
10-540-5353	31,244	62,919	4,602	35,051	55.7%	27,869
10-540-5354	0	10,000	0	0	0.0%	10,000
10-540-5356	0	4,000	(33)	(33)	-0.8%	4,033
Insurance:	31,244	76,919	4,569	35,018	45.5%	41,902
<u>Other</u>						
10-540-5403	78	500	108	1,199	239.8%	(699)
Intergovernmental:	78	500	108	1,199	239.8%	(699)
TOTAL GENERAL GOVERNMENT DIVISION:	\$246,414	\$1,035,882	\$97,863	\$243,388	23.5%	\$792,494

	PRIOR YTD	CURRENT BUDGET	MONTHLY ACTUAL	YTD ACTUAL	% BUDGET	BUDGET BALANCE
<u>MUNICIPAL COURT DIVISION</u>						
<u>Supplies & Office Expenditures</u>						
10-550-5204	Dues & Subscriptions	0	0	55	n/a	(55)
10-550-5207	Misc Supplies	0	250	0	n/a	250
10-550-5211	Meeting Supplies	0	250	0	n/a	250
10-550-5215	Travel & Training	79	250	0	n/a	250
	Supplies and Office Expenditures:	79	750	0	55	n/a
<u>Court Operations</u>						
10-550-5403	Credit Card Charges	3,157	12,000	404	616	5.1%
10-550-5404	Judge/Prosecutor/Interpreter	4,950	25,000	1,661	6,911	27.6%
10-550-5410	OmniBase Services of Texas	114	500	0	0	0.0%
	Court Operations:	8,221	37,500	2,065	7,527	20.1%
	TOTAL MUNICIPAL COURT DIVISION:	\$8,300	\$38,250	\$2,065	\$7,582	19.8%
<u>PUBLIC WORKS MAINTENANCE DIVISION</u>						
<u>Maintenance & Repair</u>						
10-560-5501	TCEQ & Harris CO Permits	100	2,000	0	100	5.0%
10-560-5504	Landscaping Maintenance	29,352	40,000	1,296	23,035	57.6%
10-560-5505	Gator Fuel & Maintenance	45	750	0	0	0.0%
10-560-5506	Right of Way Mowing	0	40,000	0	0	0.0%
10-560-5507	Road & Sign Repair	12,167	30,000	1,573	1,573	5.2%
10-560-5508	ROW Water/Planting	286	2,000	392	1,034	51.7%
10-560-5509	Tree Care/Removal	7,590	15,000	0	0	0.0%
10-560-5510	Road/Drainage Maintenance	0	12,000	0	0	0.0%
10-560-5515	Landscape Improvements	4,098	100,000	7,707	12,214	12.2%
10-560-5516	Truck Fuel & Maintenance	465	2,500	0	408	16.3%
10-560-5517	Sidewalk Improvements	0	12,000	0	0	0.0%
	Maintenance and Repair:	54,103	256,250	10,968	38,363	15.0%
	TOTAL PUBLIC WORKS DIVISION:	\$54,103	\$256,250	\$10,968	\$38,363	15.0%

	PRIOR YTD	CURRENT BUDGET	MONTHLY ACTUAL	YTD ACTUAL	% BUDGET	BUDGET BALANCE
<u>CAPITAL OUTLAY PROGRAMS</u>						
<u>General Capital / Maintenance Programs</u>						
10-570-5606 Road/Drainage Projects	5,000	0	0	0	n/a	0
	5,000	0	0	0	n/a	0
<u>Major Capital / Maintenance Programs</u>						
10-570-5808 Wilding Lane	146,594	0	0	0	n/a	0
10-580-5809 96" Stormwater Replacement	41,166	1,447,000	23,121	66,103	4.6%	1,380,897
10-580-5810 Tokeneke - Country Squire	15,220	384,311	97,465	221,289	57.6%	163,022
10-580-5821 Williamsburg	0	187,215	0	15,480	8.3%	171,735
10-580-5822 Bothwell Way	0	67,500	0	0	0.0%	67,500
10-580-5823 Windermere Outfall Project	0	304,200	0	0	0.0%	304,200
10-580-5824 Smithdale Landscape/Sidewalk	0	178,690	0	0	0.0%	178,690
10-580-5825 Greenbay Beautification	0	440,260	0	0	0.0%	440,260
10-580-5826 Harris Co. Signal Participation	0	100,000	0	0	0.0%	100,000
	202,980	3,109,176	120,586	302,872	9.7%	2,806,304
TOTAL CAPITAL OUTLAY PROGRAMS:	\$207,980	\$3,109,176	\$120,586	\$302,872	9.7%	\$2,806,304
TOTAL EXPENDITURES:	\$2,001,721	\$9,988,475	\$645,811	\$2,255,022	22.6%	\$7,696,293



Piney Point Village TEXAS

Statement of Revenue & Expenditures For Month Ended: March 31, 2023

DEBT SERVICE FUND

	PRIOR YTD	CURRENT BUDGET	MONTHLY ACTUAL	YTD ACTUAL	% BUDGET	BUDGET BALANCE
REVENUES						
PROPERTY TAXES	1,246,959	899,330	32,994	888,584	98.8%	10,746
Total Property Tax :	1,246,959	899,330	32,994	888,584	98.8%	10,746
INTEREST	508	10,000	5,618	32,871	328.7%	(22,871)
TOTAL OPERATING	1,247,466	909,330	38,612	921,455	101.3%	(12,125)
TOTAL REVENUES	\$1,247,466	\$909,330	\$38,612	\$921,455	101.3%	(\$12,125)
EXPENDITURES						
TAX BOND PRINCIPAL	765,000	790,000	0	790,000	100.0%	0
TAX BOND INTEREST	59,625	84,950	0	48,325	56.9%	36,625
FISCAL AGENT FEES	750	3,000	0	750	25.0%	2,250
OPERATING EXPENDITURES	825,375	877,950	0	839,075	95.6%	38,875
TOTAL EXPENDITURES	\$825,375	\$877,950	\$0	\$839,075	95.6%	\$38,875
REVENUE OVER/(UNDER) EXPENDITURES	422,091	31,380	38,612	82,380		

**City of Piney Point Village
Monthly Tax Office Report
March 31, 2023**

Prepared by: Elizabeth Ruiz, Tax Assessor/Collector

A. Current Taxable Value \$ 2,930,634,354

B. Summary Status of Tax Levy and Current Receivable Balance:

	Current 2022 Tax Year	Delinquent 2021 & Prior Tax Years	Total
Original Levy 0.25514	\$ 6,994,791.16	\$ -	\$ 6,994,791.16
Carryover Balance	-	147,884.68	147,884.68
Adjustments	482,429.33	(12,365.70)	470,063.63
Adjusted Levy	<u>7,477,220.49</u>	<u>135,518.98</u>	<u>7,612,739.47</u>
Less Collections Y-T-D	<u>7,144,139.53</u>	<u>19,974.30</u>	<u>7,164,113.83</u>
Receivable Balance	<u><u>\$ 333,080.96</u></u>	<u><u>\$ 115,544.68</u></u>	<u><u>\$ 448,625.64</u></u>

C. COLLECTION RECAP:

Current Month:	Current 2022 Tax Year	Delinquent 2021 & Prior Tax Years	Total
Base Tax	\$ 203,659.33	\$ 15,410.43	\$ 219,069.76
Penalty & Interest	13,037.31	9,356.46	22,393.77
Attorney Fees	-	6,477.72	6,477.72
Other Fees	890.18	-	890.18
Total Collections	<u><u>\$ 217,586.82</u></u>	<u><u>\$ 31,244.61</u></u>	<u><u>\$ 248,831.43</u></u>

Year-To-Date:	Current 2022 Tax Year	Delinquent 2021 & Prior Tax Years	Total
Base Tax:	\$ 7,144,139.53	\$ 19,974.30	\$ 7,164,113.83
Penalty & Interest	16,071.55	11,425.95	27,497.50
Attorney Fees	-	8,904.71	8,904.71
Other Fees	910.58	814.87	1,725.45
Total Collections	<u><u>\$ 7,161,121.66</u></u>	<u><u>\$ 41,119.83</u></u>	<u><u>\$ 7,202,241.49</u></u>

Percent of Adjusted Levy	<u><u>95.77%</u></u>	<u><u>96.32%</u></u>
--------------------------	----------------------	----------------------

MONTHLY TAX OFFICE REPORT
Tax A/R Summary by Year
March 31, 2023

YEAR	BEGINNING BALANCE AS OF 12/31/2022	ADJUSTMENTS	COLLECTIONS	ENDING BALANCE AS OF 03/31/2023
21	\$ 43,690.21	\$ (7,178.48)	\$ 8,861.39	\$ 27,650.34
2020	28,555.27	(2,362.28)	4,621.64	21,571.35
19	22,688.76	(989.82)	5,359.20	16,339.74
18	13,064.06	(1,835.12)	1,071.46	10,157.48
17	4,648.01	-	30.09	4,617.92
16	4,577.04	-	30.52	4,546.52
15	4,154.85	-	-	4,154.85
14	3,783.69	-	-	3,783.69
13	3,467.82	-	-	3,467.82
12	2,787.74	-	-	2,787.74
11	3,180.89	-	-	3,180.89
10	3,007.68	-	-	3,007.68
09	2,737.28	-	-	2,737.28
08	2,491.47	-	-	2,491.47
07	2,455.76	-	-	2,455.76
06	2,365.71	-	-	2,365.71
05	75.13	-	-	75.13
04	63.95	-	-	63.95
03	44.68	-	-	44.68
02	44.68	-	-	44.68
	<u>\$ 147,884.68</u>	<u>\$ (12,365.70)</u>	<u>\$ 19,974.30</u>	<u>\$ 115,544.68</u>

ITEM B

INVESTMENT REPORT – QUARTER ENDED MARCH 2023



City of Piney Point Village

7676 WOODWAY DR., SUITE 300
HOUSTON, TX 77063-1523

TELEPHONE (713) 782-0271
FAX (713) 782-0281

QUARTERLY INVESTMENT REPORT PERIOD ENDED MARCH 31, 2023

April 24, 2023

In accordance with the Public Funds Investment Act, Chapter 2256.023 of the Government Code, the Investment Officer shall prepare and submit to City Council a quarterly report of investment transactions of all funds for the preceding period.

The City invests cash that is not immediately needed for operations in Certificates of Deposit, TexPool, Texas Class and Securities issued by Agencies of the Federal Government as allowed by the Public Funds Investment Act and the City's Investment Policy.

Portfolio Recap:

- ✓ Year-to-Date, The TexPool earned an average yield of 4.45%.
- ✓ Year-to-Date, The Texas Class earned an average yield of 4.73%.
- ✓ Throughout the quarter, the City's investments earned interest of \$111,665.90.

During the first quarter of FY 2023, the Federal Open Market Committee (FOMC) voted to raise the Fed Funds Target Rate by 25 basis points to a new range of 4.75% to 5% reaffirming its commitment to fight price pressures in an economy operating well beyond full employment. Staff will continue to monitor all accounts.

Enclosed are investment transaction details for the Quarter that Ended March 31, 2023. This information shows that the beginning market value was \$8,382,771.48 as of January 1, 2023, and the ending market value was \$10,716,710.46 on March 31, 2023. Also included are documentation showing the book value additions of \$12,057,386.46 and book value withdrawals of \$9,723,447.48 for fiscal year-to-date activity.

Compliance: The City requires its depository banks to provide collateral for all deposits in excess of Federal Deposit Insurance. As of March 31, 2023, the market value of collateral pledged to the City by Amegy Bank is through Zions Bank Corporation National Association.

Market Value: The City currently holds no investments in which the book value differs from the market value. For all holdings, the book value is equal to the market value.

This report is in compliance with the investment strategy of Piney Point Village Investment Policy and with the Texas Public Funds Investment Act, V.T.C.A., Government Code Ch. 2256, as amended.

Investment Officer:

Joel Bender

Michael Herminghaus

Robert Pennington

CITY OF PINEY POINT VILLAGE QUARTERLY INVESTMENT REPORT MARCH 2023 QUARTER END

SUMMARY

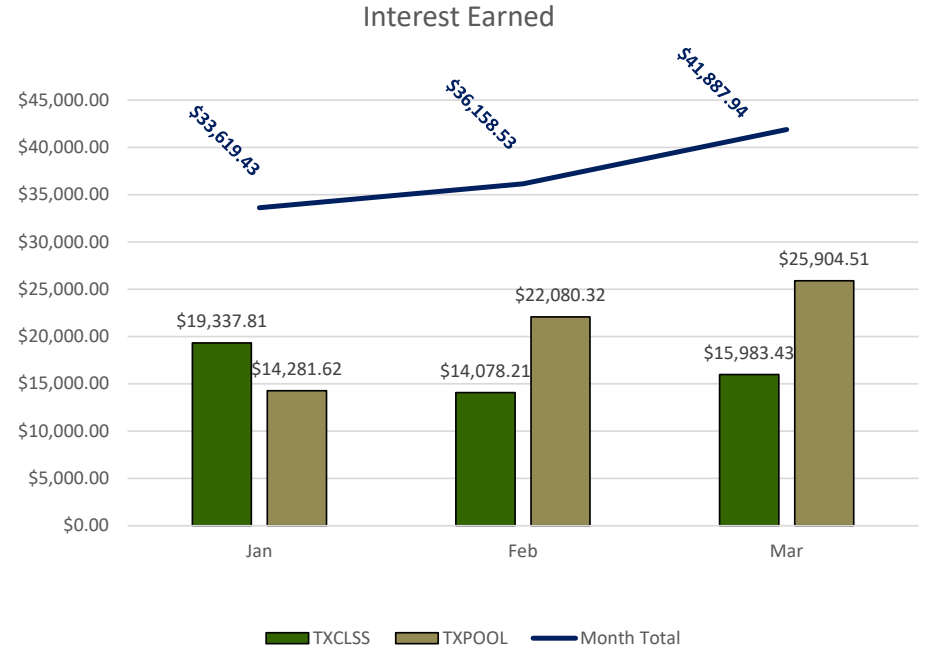
ALL FUNDS	Jan	Feb	Mar	TOTAL
Beginning Balance	\$8,382,771.48	\$10,674,095.57	\$11,159,777.66	\$8,382,771.48
Deposits	\$6,631,972.93	\$2,404,116.34	\$2,909,631.29	\$11,945,720.56
Interest	\$33,619.43	\$36,158.53	\$41,887.94	\$111,665.90
Withdrawals	\$4,374,268.27	\$1,954,592.78	\$3,394,586.43	\$9,723,447.48
ENDING BALANCE	\$10,674,095.57	\$11,159,777.66	\$10,716,710.46	\$10,716,710.46

Average Monthly Rate	Jan	Feb	Mar	TOTAL
Amegy Interest Revenue	0.00%	0.00%	0.00%	\$0.00
Texas Class Interest Revenue	4.57%	4.76%	4.86%	\$49,399.45
Texpool Interest Revenue	4.23%	4.50%	4.61%	\$62,266.45

Net Asset Value (NAV)	Jan	Feb	Mar
Texas Class NAV (Month End)	0.99978	0.99989	1.00005
Texpool NAV	0.99975	0.99976	0.99993

Value	Jan	Feb	Mar
Texas Class Market	\$20,241,015,643	\$22,614,306,796	\$23,004,045,265
Texas Class Amortized	\$20,237,620,736	\$22,611,437,192	\$23,002,042,367
Texpool Market	\$32,248,265,897	\$33,612,022,433	\$33,180,429,565
Texpool Book	\$32,256,298,541	\$33,619,870,647	\$33,182,596,040

Texas Class Rating	Standard & Poor's	AAAm
Texpool Rating	Standard & Poor's	AAAm



At the end of March, yields on 1-, 3-, 6- and 12-month U.S. Treasuries were 4.58%, 4.76%, 4.89% and 4.69%, respectively; the 1-, 3-, 6- and 12-month Bloomberg Short-Term Bank Yield Index rates (BSBY) were 4.93%, 4.08%, 5.23% and 5.27%, respectively; and the 1-, 3-, 6- and 12-month London interbank offered rates were 4.86%, 5.22%, 5.32% and 5.33%, respectively.

**CITY OF PINEY POINT VILLAGE
 QUARTERLY INVESTMENT REPORT
 MARCH 2023 QUARTER END**

AMEGY ACCOUNTS

GENERAL OPERATING	Jan	Feb	Mar	TOTAL
Fund 10 - General				
Beginning Balance	\$1,037,573.04	\$1,393,124.55	\$659,001.37	\$1,037,573.04
Deposits	\$2,051,669.78	\$720,469.60	\$737,026.14	\$3,509,165.52
Interest	\$0.00	\$0.00	\$0.00	\$0.00
Withdrawals	\$1,696,118.27	\$1,454,592.78	\$894,586.43	\$4,045,297.48
ENDING BALANCE	\$1,393,124.55	\$659,001.37	\$501,441.08	\$501,441.08

NON-MAJOR	Jan	Feb	Mar	TOTAL
Fund 30 - Child Safety				
Beginning Balance	\$35,399.23	\$35,709.20	\$36,037.68	\$35,399.23
Deposits	\$309.97	\$328.48	\$258.88	\$897.33
Interest	\$0.00	\$0.00	\$0.00	\$0.00
Withdrawals	\$0.00	\$0.00	\$0.00	\$0.00
ENDING BALANCE	\$35,709.20	\$36,037.68	\$36,296.56	\$36,296.56

TEXAS CLASS ACCOUNTS

GENERAL FUND	Jan	Feb	Mar	TOTAL
Fund 10				
Beginning Balance	\$1,813,832.74	\$1,657,659.27	\$1,663,719.36	\$1,813,832.74
Deposits	\$839,075.00	\$0.00	\$2,000,000.00	\$2,839,075.00
Interest	\$4,751.53	\$6,060.09	\$13,828.31	\$24,639.93
Withdrawals	\$1,000,000.00	\$0.00		\$1,000,000.00
ENDING BALANCE	\$1,657,659.27	\$1,663,719.36	\$3,677,547.67	\$3,677,547.67

DEBT SERVICE	Jan	Feb	Mar	TOTAL
Fund 20				
Beginning Balance	\$3,856,814.96	\$2,193,251.24	\$2,201,269.36	\$3,856,814.96
Deposits	\$0.00	\$0.00	\$0.00	\$0.00
Interest	\$14,586.28	\$8,018.12	\$2,155.12	\$24,759.52
Withdrawals	\$1,678,150.00	\$0.00	\$2,000,000.00	\$3,678,150.00
ENDING BALANCE	\$2,193,251.24	\$2,201,269.36	\$203,424.48	\$203,424.48

TEXPOOL ACCOUNTS

GENERAL OPERATING	Jan	Feb	Mar	TOTAL
Fund 10 /1100				
Beginning Balance	\$1,431,339.55	\$4,728,470.44	\$5,725,489.34	\$1,431,339.55
Deposits	\$3,284,619.70	\$1,477,816.74	\$151,436.73	\$4,913,873.17
Interest	\$12,511.19	\$19,202.16	\$22,441.92	\$54,155.27
Withdrawals	\$0.00	\$500,000.00	\$500,000.00	\$1,000,000.00
ENDING BALANCE	\$4,728,470.44	\$5,725,489.34	\$5,399,367.99	\$5,399,367.99

DEBT SERVICE	Jan	Feb	Mar	TOTAL
Fund 20 /1105				
Beginning Balance	\$207,811.96	\$665,880.87	\$874,260.55	\$207,811.96
Deposits	\$456,298.48	\$205,501.52	\$20,909.54	\$682,709.54
Interest	\$1,770.43	\$2,878.16	\$3,462.59	\$8,111.18
Withdrawals	\$0.00	\$0.00	\$0.00	\$0.00
ENDING BALANCE	\$665,880.87	\$874,260.55	\$898,632.68	\$898,632.68

ITEM C

**CENTERPOINT ENERGY
ANNUAL FRANCHISE PAYMENT CALCULATION**



March 14, 2023

Mayor Mark Kobelan
City of Piney Point Village
7676 Woodway, Ste. 300
Houston, TX 77063

RE: Annual Franchise Payment Calculation

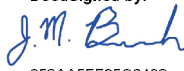
Dear Mayor Kobelan:

Pursuant to the City of Piney Point Village franchise agreement with CenterPoint Energy Houston Electric, LLC, the attached Annual Franchise Payment Calculation is submitted for your review. If CenterPoint Energy Houston Electric, LLC does not receive an objection from you by May 31, 2023, CenterPoint Energy Houston Electric, LLC shall implement the adjusted annual franchise fee payment on July 1, 2023.

Please feel free to contact Jeff Ledet, Service Area Manager Spring Branch, at 713-945-4956 if you have any questions concerning this matter.


Please acknowledge receipt of this notice by signing in the space provided below.

Sincerely,

DocuSigned by:

652AA5FF95C6492...

Jacob "Jake" Bunch
Service Area Director - Bellaire and Spring Branch

JB/jdc
Attachment: Annual Franchise Payment Calculation

Received this 16th day of March, 2023
By: 
Title: Finance Director

**City of Piney Point Village Annual Franchise Payment Calculation
Effective July 1, 2023**

<u>Line No.</u>	<u>Description</u>	<u>Amount</u>	<u>Franchise Ordinance</u>
1 Annual Franchise Fee:			
2	Base Amount	\$ 272,507.17	Per Section 11
3		\$ -	
4	Annual Franchise Fee (line 2 + line 3)	\$ 272,507.17	
5 Annual Adjustment Factor:			
6			Per Section 11
6	kWh delivered within corporate limits of City in the calendar year 2022	73,684,722	Includes street lights
7	kWh delivered within corporate limits of City in base year 2005	80,269,012	Base Year fixed (includes street lights)
8	Annual Adjustment Factor (line 6 / line 7)	0.92	
9	Adjusted Annual Franchise Fee (line 8 x line 4)	<u>\$ 250,154.01</u>	
Determination of Annual Franchise Fee Payment:			
10	Is line 9 higher than line 4? If yes, insert amount from line 9. If no insert amount from line 4.	\$ 272,507.17	Per Section 11
11	Less: Municipal Account Franchise Credits applicable to City in the calendar year 2022	83.93	Per Section 11
12	Total Annual Franchise Fee Payment (line 10 - line 11)	<u>\$ 272,423.24</u>	
13	Monthly Payment (line 12 / 12 months)	<u>\$ 22,701.94</u>	Due 1st day of each month beg. July 1st
Monthly Payments:			
		Based on 2022	
	Monthly Payment	Franchise Credits	
July 1	\$ 22,701.94	\$ 6.99	\$ 22,708.93
August 1	22,701.94	6.99	22,708.93
September 1	22,701.94	6.99	22,708.93
October 1	22,701.94	6.99	22,708.93
November 1	22,701.94	6.99	22,708.93
December 1	22,701.94	6.99	22,708.93
January 1	22,701.94	6.99	22,708.93
February 1	22,701.94	6.99	22,708.93
March 1	22,701.94	6.99	22,708.93
April 1	22,701.94	6.99	22,708.93
May 1	22,701.94	6.99	22,708.93
June 1	22,701.94	6.99	22,708.93
Total	<u>\$ 272,423.24</u>	<u>\$ 83.93</u>	<u>\$ 272,507.17</u>

ITEM D
TOKENEKE & COUNTRY SQUIRES IMPROVEMENT PROJECT
PAY ESTIMATE NO. 6



April 21, 2023

Mr. Bobby Pennington
City of Piney Point Village
7676 Woodway, Suite 300
Houston, TX 77063

Re: **Tokeneke and Country Squires Improvements Project**
City of Piney Point Village Texas
HDR Job No. 10338036

Dear Mr. Pennington:

Enclosed please find one copy of the following items for the above referenced project:

1. On Par Civil Services LLC. - Pay Estimate No. 6.

The amount of the Pay Estimate No. 6 is **\$53,360.27**. The total billing for the project represents 96.16% of the contract amount. As of April 15, 2023, the contract time expended was 94.76%.

HDR Engineering, Inc. has reviewed this application and recommends payment of said application.

If you have any questions, please call me.

Sincerely,

HDR ENGINEERING, INC.

Joseph Moore, P.E., CFM
Project Manager

cc: Rogelio Munoz – On Par Civil Services LLC



APPLICATION FOR PAYMENT NUMBER: 6

PROJECT: Tokeneke and Country Squires Improvements Project

CONTRACTOR: On Par Civil Services LLC, 1220 Blalock Rd, Suite 300, Houston, TX 77055

OWNER: City of Piney Point, 7676 Woodway, Suite 300, Houston, Texas 77063

OWNERS PROJECT NO: _____ **ENGINEERS PROJECT NO:** 10338036

PAY PERIOD FROM: March 15, 2023 TO: April 15, 2023

ORIGINAL CONTRACT SUM:	<u>\$ 865,394.50</u>
NET CHANGE BY CHANGE ORDER:	<u>\$ 103,346.68</u>
CONTRACT SUM TO DATE:	<u>\$ 968,741.18</u>
INSTALLATIONS:	<u>\$ 989,003.48</u>
LESS 10% RETAINAGE ON FIRST \$400,000.00 :	<u>\$ 40,000.00</u>
LESS 5% RETAINAGE:	<u>\$ 29,450.17</u>
LESS PREVIOUS PAYMENTS:	<u>\$ 866,193.04</u>
AMOUNT DUE THIS APPLICATION:	<u>\$ 53,360.27</u>

ACCOMPANYING DOCUMENTATION: Engineer's Estimate No. 6

ENGINEER'S CERTIFICATION:

PAYMENT OF THE ABOVE AMOUNT DUE THIS APPLICATION IS RECOMMENDED

DATE: 4-21-2023

HDR Engineering, Inc.



Joseph Moore, P.E.
Project Manager



ITEM NO.	ITEM DESCRIPTION	UNIT	QUAN.	UNIT PRICE	TOTAL	QUAN. THIS PERIOD	TOTAL THIS PERIOD	QUAN. PREVIOUS PERIOD	TOTAL PREVIOUS PERIOD	TOTAL QUAN. TO DATE	TOTAL AMOUNT TO DATE
PAVING ITEMS:											
1	Traffic Control, complete in place, the sum of:	L.S.	1	\$ 30,000.00	\$ 30,000.00	0.00	\$0.00	1.00	\$30,000.00	1.00	\$30,000.00
2	SWP3 Plan, complete in place, the sum of:	L.S.	1	\$ 4,800.00	\$ 4,800.00	0.00	\$0.00	1.00	\$4,800.00	1.00	\$4,800.00
3	Remove and replace 6" thick reinforced concrete driveway, including proof rolling, select fill level up, and full depth saw cut, complete in place, the sum of:	S.Y.	150	\$ 135.00	\$ 20,250.00	31.11	\$4,199.85	136.00	\$18,360.00	167.11	\$22,559.85
4	Temporary driveways, complete in place, the sum of:	EA.	10	\$ 500.00	\$ 5,000.00	0.00	\$0.00	10.00	\$5,000.00	10.00	\$5,000.00
5	Remove and replace 4" thick reinforced concrete walkway, complete in place, the sum of:	S.F.	80	\$ 10.50	\$ 840.00	0.00	\$0.00	80.00	\$840.00	80.00	\$840.00
6	Remove, salvage, and reinstall post mailbox, complete in place, the sum of:	EA.	1	\$ 500.00	\$ 500.00	0.00	\$0.00	1.00	\$500.00	1.00	\$500.00
7	Remove and reset brick mailbox, complete in place, the sum of:	EA.	1	\$ 4,500.00	\$ 4,500.00	0.00	\$0.00	1.00	\$4,500.00	1.00	\$4,500.00
8	Remove and replace chain link fence, complete in place, the sum of:	L.F.	25	\$ 35.00	\$ 875.00	0.00	\$0.00	12.50	\$437.50	12.50	\$437.50
9	Remove, dispose, and replace 6" reinforced concrete curb, complete in place, the sum of:	L.F.	850	\$ 12.95	\$ 11,007.50	53.00	\$686.35	797.00	\$10,321.15	850.00	\$11,007.50
10	Concrete point repair including removal and disposal of existing concrete pavement and subgrade, and proposed reinforcing, joints, dowels, paving under cut, and replacement of 7" thick concrete and 12" thick cement stabilized sand subgrade, complete in place, the sum of:	S.Y.	1,850	\$ 155.00	\$ 286,750.00	0.00	\$0.00	1850.00	\$286,750.00	1850.00	\$286,750.00
					\$364,522.50		\$4,886.20		\$361,508.65		\$366,394.85
DRAINAGE ITEMS											
11	Remove and dispose of existing storm sewer inlet/manhole, complete in place, the sum of:	EA.	2	\$ 2,000.00	\$ 4,000.00	0.00	\$0.00	2.00	\$4,000.00	2.00	\$4,000.00
12	8" or 12" PVC for yard drain connections per detail, all depths, complete in place, the sum of:	L.F.	50	\$ 35.00	\$ 1,750.00	0.00	\$0.00	50.00	\$1,750.00	50.00	\$1,750.00
13	Proposed connection to existing yard drain, complete in place, the sum of:	EA.	15	\$ 350.00	\$ 5,250.00	0.00	\$0.00	15.00	\$5,250.00	15.00	\$5,250.00
14	18" HDPE storm sewer including bedding and backfill, complete in place, the sum of:	L.F.	250	\$ 75.00	\$ 18,750.00	8.00	\$600.00	250.00	\$18,750.00	258.00	\$19,350.00
15	30" HDPE storm sewer including bedding and backfill, complete in place, the sum of:	L.F.	350	\$ 112.00	\$ 39,200.00	0.00	\$0.00	350.00	\$39,200.00	350.00	\$39,200.00
16	13"x22" RCAP all depths (open cut), including bedding and backfill, complete in place, the sum of:	L.F.	35	\$ 155.00	\$ 5,425.00	0.00	\$0.00	35.00	\$5,425.00	35.00	\$5,425.00
17	Proposed Type A Inlet, including bedding and backfill, complete in place, the sum of:	EA.	4	\$ 3,500.00	\$ 14,000.00	0.00	\$0.00	4.00	\$14,000.00	4.00	\$14,000.00
18	Proposed Type C Inlet, including bedding and backfill, complete in place, the sum of:	EA.	2	\$ 5,500.00	\$ 11,000.00	0.00	\$0.00	2.00	\$2.00	2.00	\$11,000.00
19	Proposed 4'x4' Storm Sewer Box Manhole, including bedding and backfill, complete in place, the sum of:	EA.	1	\$ 4,500.00	\$ 4,500.00	0.00	\$0.00	2.00	\$9,000.00	2.00	\$9,000.00
20	Convert existing Type E Inlet to Type A Inlet, complete in place, the sum of:	EA.	1	\$ 2,000.00	\$ 2,000.00	0.75	\$1,500.00	1.00	\$2,000.00	1.75	\$3,500.00
21	Tie-in proposed storm sewer to existing inlet, complete in place, the sum of:	EA.	2	\$ 2,000.00	\$ 4,000.00	0.00	\$0.00	2.00	\$4,000.00	2.00	\$4,000.00
22	Trench safety for all storm sewers greater than 5' deep, complete in place, the sum of:	L.F.	350	\$ 1.00	\$ 350.00	0.00	\$0.00	350.00	\$350.00	350.00	\$350.00
					\$110,225.00		\$2,100.00		\$103,727.00		\$116,825.00



ITEM NO.	ITEM DESCRIPTION	UNIT	QUAN.	UNIT PRICE	TOTAL	QUAN. THIS PERIOD	TOTAL THIS PERIOD	QUAN. PREVIOUS PERIOD	TOTAL PREVIOUS PERIOD	TOTAL QUAN. TO DATE	TOTAL AMOUNT TO DATE
#1 TOKENEKE ITEMS											
23	Remove and dispose of existing storm sewer, complete in place, the sum of:	L.F.	30	\$ 19.00	\$ 570.00	0.00	\$0.00	30.00	\$570.00	30.00	\$570.00
24	Remove, salvage, and reinstall post mailbox, complete in place, the sum of:	EA.	1	\$ 500.00	\$ 500.00	0.00	\$0.00	1.00	\$500.00	1.00	\$500.00
25	Remove and replace 6" thick reinforced concrete driveway, including proof rolling, select fill level up, and full depth saw cut, complete in place, the sum of:	S.Y.	20	\$ 135.00	\$ 2,700.00	0.00	\$0.00	20.00	\$2,700.00	20.00	\$2,700.00
26	Temporary driveways, complete in place, the sum of:	EA.	1	\$ 500.00	\$ 500.00	0.00	\$0.00	1.00	\$500.00	1.00	\$500.00
27	Remove and replace 4" thick reinforced concrete walkway, complete in place, the sum of:	S.F.	60	\$ 10.95	\$ 657.00	0.00	\$0.00	60.00	\$657.00	60.00	\$657.00
28	24" HDPE storm sewer including bedding and backfill, complete in place, the sum of:	L.F.	90	\$ 105.00	\$ 9,450.00	0.00	\$0.00	90.00	\$9,450.00	90.00	\$9,450.00
29	Proposed Type A Inlet, including bedding and backfill, complete in place, the sum of:	EA.	2	\$ 3,500.00	\$ 7,000.00	0.00	\$0.00	2.00	\$7,000.00	2.00	\$7,000.00
30	Proposed Type E Inlet, including bedding and backfill, complete in place, the sum of:	EA.	1	\$ 4,000.00	\$ 4,000.00	0.00	\$0.00	1.00	\$4,000.00	1.00	\$4,000.00
31	Trench safety for all storm sewers greater than 5' deep, complete in place, the sum of:	L.F.	90	\$ 1.00	\$ 90.00	0.00	\$0.00	90.00	\$90.00	90.00	\$90.00
32	Remove tree 12"-23.99", complete in place, the sum of:	EA.	3	\$ 1,600.00	\$ 4,800.00	-3.00	-\$4,800.00	3.00	\$4,800.00	0.00	\$0.00
					\$30,267.00		-\$4,800.00		\$30,267.00		\$25,467.00
#2 TOKENEKE ITEMS											
33	Remove and dispose of existing storm sewer, complete in place, the sum of:	L.F.	40	\$ 19.00	\$ 760.00	0.00	\$0.00	40.00	\$760.00	40.00	\$760.00
34	Remove and reset brick mailbox, complete in place, the sum of:	EA.	1	\$ 4,500.00	\$ 4,500.00	0.00	\$0.00	1.00	\$4,500.00	1.00	\$4,500.00
35	Remove and replace 6" thick reinforced concrete driveway, including proof rolling, select fill level up, and full depth saw cut, complete in place, the sum of:	S.Y.	60	\$ 135.00	\$ 8,100.00	0.00	\$0.00	68.00	\$9,180.00	68.00	\$9,180.00
36	Temporary driveways, complete in place, the sum of:	EA.	2	\$ 500.00	\$ 1,000.00	0.00	\$0.00	2.00	\$1,000.00	2.00	\$1,000.00
37	24" HDPE storm sewer including bedding and backfill, complete in place, the sum of:	L.F.	135	\$ 105.00	\$ 14,175.00	0.00	\$0.00	135.00	\$14,175.00	135.00	\$14,175.00
38	8" or 12" PVC for yard drain connections per detail, all depths, complete in place, the sum of:	L.F.	30	\$ 35.00	\$ 1,050.00	0.00	\$0.00	30.00	\$1,050.00	30.00	\$1,050.00
39	Proposed connection to existing yard drain, complete in place, the sum of:	EA.	3	\$ 500.00	\$ 1,500.00	0.00	\$0.00	3.00	\$1,500.00	3.00	\$1,500.00
40	Proposed Type A Inlet, including bedding and backfill, complete in place, the sum of:	EA.	3	\$ 3,500.00	\$ 10,500.00	0.00	\$0.00	3.00	\$10,500.00	3.00	\$10,500.00
41	Trench safety for all storm sewers greater than 5' deep, complete in place, the sum of:	L.F.	135	\$ 1.00	\$ 135.00	0.00	\$0.00	135.00	\$135.00	135.00	\$135.00
42	Clearance prune, complete in place, the sum of:	EA.	1	\$ 400.00	\$ 400.00	0.00	\$0.00	1.00	\$400.00	1.00	\$400.00
43	Root pruning trench, complete in place, the sum of:	L.F.	50	\$ 15.00	\$ 750.00	0.00	\$0.00	50.00	\$750.00	50.00	\$750.00
44	Tree protection fence, complete in place, the sum of:	L.F.	40	\$ 25.00	\$ 1,000.00	0.00	\$0.00	40.00	\$1,000.00	40.00	\$1,000.00
					\$43,870.00		\$0.00		\$44,950.00		\$44,950.00



ITEM NO.	ITEM DESCRIPTION	UNIT	QUAN.	UNIT PRICE	TOTAL	QUAN. THIS PERIOD	TOTAL THIS PERIOD	QUAN. PREVIOUS PERIOD	TOTAL PREVIOUS PERIOD	TOTAL QUAN. TO DATE	TOTAL AMOUNT TO DATE
#4 TOKENEKE ITEMS											
45	Remove and dispose of existing storm sewer, complete in place, the sum of:	L.F.	170	\$ 19.00	\$ 3,230.00	0.00	\$0.00	170.00	\$3,230.00	170.00	\$3,230.00
46	Remove and dispose of existing storm sewer inlet/manhole, complete in place, the sum of:	EA.	4	\$ 2,000.00	\$ 8,000.00	0.00	\$0.00	4.00	\$8,000.00	4.00	\$8,000.00
47	Remove and replace 6" thick reinforced concrete driveway, including proof rolling, select fill level up, and full depth saw cut, complete in place, the sum of:	S.Y.	60	\$ 135.00	\$ 8,100.00	0.00	\$0.00	60.00	\$8,100.00	60.00	\$8,100.00
48	Temporary driveways, complete in place, the sum of:	EA.	2	\$ 500.00	\$ 1,000.00	0.00	\$0.00	2.00	\$1,000.00	2.00	\$1,000.00
49	24" HDPE storm sewer including bedding and backfill, complete in place, the sum of:	L.F.	170	\$ 105.00	\$ 17,850.00	0.00	\$0.00	170.00	\$17,850.00	170.00	\$17,850.00
50	8" or 12" PVC for yard drain connections per detail, all depths, complete in place, the sum of:	L.F.	75	\$ 35.00	\$ 2,625.00	0.00	\$0.00	75.00	\$2,625.00	75.00	\$2,625.00
51	Proposed connection to existing yard drain, complete in place, the sum of:	EA.	4	\$ 500.00	\$ 2,000.00	0.00	\$0.00	4.00	\$2,000.00	4.00	\$2,000.00
52	Proposed Type A Inlet, including bedding and backfill, complete in place, the sum of:	EA.	2	\$ 3,500.00	\$ 7,000.00	0.00	\$0.00	2.00	\$7,000.00	2.00	\$7,000.00
53	Trench safety for all storm sewers greater than 5' deep, complete in place, the sum of:	L.F.	170	\$ 1.00	\$ 170.00	0.00	\$0.00	170.00	\$170.00	170.00	\$170.00
54	Clearance prune, complete in place, the sum of:	EA.	1	\$ 400.00	\$ 400.00	0.00	\$0.00	1.00	\$400.00	1.00	\$400.00
55	Root pruning trench, complete in place, the sum of:	L.F.	50	\$ 15.00	\$ 750.00	0.00	\$0.00	50.00	\$750.00	50.00	\$750.00
56	Tree protection fence, complete in place, the sum of:	L.F.	20	\$ 25.00	\$ 500.00	0.00	\$0.00	20.00	\$500.00	20.00	\$500.00
					\$51,625.00		\$0.00		\$51,625.00		\$51,625.00
#6 TOKENEKE ITEMS											
57	Remove and dispose of existing storm sewer, complete in place, the sum of:	L.F.	20	\$ 19.00	\$ 380.00	0.00	\$0.00	20.00	\$380.00	20.00	\$380.00
58	Remove and reset brick mailbox, complete in place, the sum of:	EA.	1	\$ 4,500.00	\$ 4,500.00	0.00	\$0.00	1.00	\$4,500.00	1.00	\$4,500.00
59	Remove and replace 6" thick reinforced concrete driveway, including proof rolling, select fill level up, and full depth saw cut, complete in place, the sum of:	S.Y.	30	\$ 135.00	\$ 4,050.00	0.00	\$0.00	15.00	\$2,025.00	15.00	\$2,025.00
60	Temporary driveways, complete in place, the sum of:	EA.	1	\$ 500.00	\$ 500.00	0.00	\$0.00	1.00	\$500.00	1.00	\$500.00
61	24" HDPE storm sewer including bedding and backfill, complete in place, the sum of:	L.F.	200	\$ 105.00	\$ 21,000.00	0.00	\$0.00	200.00	\$21,000.00	200.00	\$21,000.00
62	8" or 12" PVC for yard drain connections per detail, all depths, complete in place, the sum of:	L.F.	55	\$ 35.00	\$ 1,925.00	0.00	\$0.00	55.00	\$1,925.00	55.00	\$1,925.00
63	Proposed connection to existing yard drain, complete in place, the sum of:	EA.	4	\$ 500.00	\$ 2,000.00	0.00	\$0.00	4.00	\$2,000.00	4.00	\$2,000.00
64	Proposed Type A Inlet, including bedding and backfill, complete in place, the sum of:	EA.	2	\$ 3,500.00	\$ 7,000.00	0.00	\$0.00	2.00	\$7,000.00	2.00	\$7,000.00
65	Proposed Type E Inlet, including bedding and backfill, complete in place, the sum of:	EA.	1	\$ 4,000.00	\$ 4,000.00	0.00	\$0.00	1.00	\$4,000.00	1.00	\$4,000.00
66	Trench safety for all storm sewers greater than 5' deep, complete in place, the sum of:	L.F.	200	\$ 1.00	\$ 200.00	0.00	\$0.00	200.00	\$200.00	200.00	\$200.00
67	Clearance prune, complete in place, the sum of:	EA.	2	\$ 400.00	\$ 800.00	0.00	\$0.00	2.00	\$800.00	2.00	\$800.00
68	Root pruning trench, complete in place, the sum of:	L.F.	50	\$ 15.00	\$ 750.00	0.00	\$0.00	50.00	\$750.00	50.00	\$750.00
69	Tree protection fence, complete in place, the sum of:	L.F.	120	\$ 25.00	\$ 3,000.00	0.00	\$0.00	120.00	\$3,000.00	120.00	\$3,000.00
					\$50,105.00		\$0.00		\$48,080.00		\$48,080.00



ITEM NO.	ITEM DESCRIPTION	UNIT	QUAN.	UNIT PRICE	TOTAL	QUAN. THIS PERIOD	TOTAL THIS PERIOD	QUAN. PREVIOUS PERIOD	TOTAL PREVIOUS PERIOD	TOTAL QUAN. TO DATE	TOTAL AMOUNT TO DATE
TREE PROTECTION ITEMS											
70	Remove tree 3"-11.99", complete in place, the sum of:	EA.	10	\$ 900.00	\$ 9,000.00	0.00	\$0.00	12.00	\$10,800.00	12.00	\$10,800.00
71	Remove tree 12"-23.99", complete in place, the sum of:	EA.	5	\$ 1,600.00	\$ 8,000.00	0.00	\$0.00	6.00	\$9,600.00	6.00	\$9,600.00
72	Clearance prune, complete in place, the sum of:	EA.	25	\$ 400.00	\$ 10,000.00	0.00	\$0.00	25.00	\$10,000.00	25.00	\$10,000.00
73	Tree protection fence, complete in place, the sum of:	L.F.	350	\$ 25.00	\$ 8,750.00	0.00	\$0.00	350.00	\$8,750.00	350.00	\$8,750.00
74	Root pruning trench, complete in place, the sum of:	L.F.	300	\$ 15.00	\$ 4,500.00	0.00	\$0.00	300.00	\$4,500.00	300.00	\$4,500.00
					\$40,250.00		\$0.00		\$43,650.00		\$43,650.00
MAINTENANCE ITEMS											
75	Blalock/Habersham storm sewer point repair per plans and details, including removal and replacement of 36" RCP storm sewer pipe, connections to existing storm sewer with concrete collars, removal and replacement of 4" thick reinforced concrete sidewalk, bedding and backfill, and surface restoration, complete in place, the sum of:	L.S.	1	\$ 13,500.00	\$ 13,500.00	0.00	\$0.00	1.00	\$13,500.00	1.00	\$13,500.00
76	Radney Cir pavement retaining curb wall per plans and details, including asphalt pavement point repair, reshaping of adjacent ditch, and surface restoration, complete in place, the sum of:	L.S.	1	\$ 9,245.00	\$ 9,245.00	0.00	\$0.00	1.00	\$9,245.00	1.00	\$9,245.00
77	Kensington Ct Type C inlet top removal and replacement, including disposal of existing inlet top, and proposed reinforcing, dowels, formwork, and surface restoration complete in place, the sum of:	L.S.	1	\$ 4,500.00	\$ 4,500.00	0.00	\$0.00	1.00	\$4,500.00	1.00	\$4,500.00
					\$27,245.00		\$0.00		\$27,245.00		\$27,245.00
SUPPLEMENTAL ITEMS											
78	Cement Stabilized Sand, complete in place, the sum of:	C.Y.	20	\$ 95.00	\$ 1,900.00	3.00	\$285.00	8.00	\$760.00	11.00	\$1,045.00
79	Install long side water service, complete in place, the sum of:	EA.	1	\$ 2,000.00	\$ 2,000.00	0.00	\$0.00	2.00	\$4,000.00	2.00	\$4,000.00
80	Install long side sewer service, complete in place, the sum of:	EA.	2	\$ 1,500.00	\$ 3,000.00	0.00	\$0.00	0.00	\$0.00	0.00	\$0.00
81	Install short side water service, complete in place, the sum of:	EA.	2	\$ 1,000.00	\$ 2,000.00	0.00	\$0.00	2.00	\$2,000.00	2.00	\$2,000.00
82	Install short side sewer service, complete in place, the sum of:	EA.	1	\$ 750.00	\$ 750.00	0.00	\$0.00	0.00	\$0.00	0.00	\$0.00
83	Installation and removal of piezometers, complete in place, the sum of:	EA.	2	\$ 1,000.00	\$ 2,000.00	0.00	\$0.00	0.00	\$0.00	0.00	\$0.00
84	Extra Bank sand, complete in place, the sum of:	C.Y.	20	\$ 95.00	\$ 1,900.00	50.50	\$4,797.50	42.11	\$4,000.45	92.61	\$8,797.95
85	Extra 1.5 sack of cement per cubic yard added to the 6" concrete driveways (total of 7.0 sack/cubic yard), complete in place, the sum of:	S.Y.	150	\$ 9.00	\$ 1,350.00	0.00	\$0.00	0.00	\$0.00	0.00	\$0.00
86	Extra 1.5 sack of cement per cubic yard added to the 9" concrete pavement (total of 7.0 sack/cubic yard), complete in place, the sum of:	S.Y.	925	\$ 12.00	\$ 11,100.00	0.00	\$0.00	316.00	\$3,792.00	316.00	\$3,792.00
87	Coordinate support, adjustment or relocation or power/light poles and/or guy anchors with owner of poles, as required, complete in place, the sum of:	EA.	1	\$ 15,000.00	\$ 15,000.00	0.00	\$0.00	0.33	\$5,000.00	0.33	\$5,000.00
88	Well pointing for storm sewers, complete in place, the sum of:	L.F.	100	\$ 25.00	\$ 2,500.00	0.00	\$0.00	0.00	\$0.00	0.00	\$0.00
89	Wet condition bedding for storm sewers, complete in place, the sum of:	L.F.	100	\$ 150.00	\$ 15,000.00	0.00	\$0.00	0.00	\$0.00	0.00	\$0.00
					\$58,500.00		\$5,082.50		\$19,552.45		\$24,634.95



ITEM NO.	ITEM DESCRIPTION	UNIT	QUAN.	UNIT PRICE	TOTAL	QUAN. THIS PERIOD	TOTAL THIS PERIOD	QUAN. PREVIOUS PERIOD	TOTAL PREVIOUS PERIOD	TOTAL QUAN. TO DATE	TOTAL AMOUNT TO DATE
ADD ALTERNATE NO. 1 - #3 TOKENEKE ITEMS											
90	Remove and dispose of existing storm sewer, complete in place, the sum of:	L.F.	55	\$ 19.00	\$ 1,045.00	0.00	\$0.00	55.00	\$1,045.00	55.00	\$1,045.00
91	Remove and reset brick mailbox, complete in place, the sum of:	EA.	1	\$ 4,500.00	\$ 4,500.00	0.00	\$0.00	1.00	\$4,500.00	1.00	\$4,500.00
92	Remove and replace 6" thick reinforced concrete driveway, including proof rolling, select fill level up, and full depth saw cut, complete in place, the sum of:	S.Y.	65	\$ 135.00	\$ 8,775.00	0.00	\$0.00	65.00	\$8,775.00	65.00	\$8,775.00
93	Temporary driveways, complete in place, the sum of:	EA.	2	\$ 500.00	\$ 1,000.00	0.00	\$0.00	2.00	\$1,000.00	2.00	\$1,000.00
94	Remove, reset, and restore existing wooden pedestrian bridge, complete in place, the sum of:	EA.	1	\$ 6,500.00	\$ 6,500.00	0.00	\$0.00	1.00	\$6,500.00	1.00	\$6,500.00
95	24" HDPE storm sewer including bedding and backfill, complete in place, the sum of:	L.F.	190	\$ 105.00	\$ 19,950.00	0.00	\$0.00	190.00	\$19,950.00	190.00	\$19,950.00
96	Proposed Type A Inlet, including bedding and backfill, complete in place, the sum of:	EA.	2	\$ 3,500.00	\$ 7,000.00	0.00	\$0.00	2.00	\$7,000.00	2.00	\$7,000.00
97	Trench safety for all storm sewers greater than 5' deep, complete in place, the sum of:	L.F.	190	\$ 1.00	\$ 190.00	0.00	\$0.00	190.00	\$190.00	190.00	\$190.00
98	Clearance prune, complete in place, the sum of:	EA.	1	\$ 400.00	\$ 400.00	0.00	\$0.00	1.00	\$400.00	1.00	\$400.00
99	Tree protection fence, complete in place, the sum of:	L.F.	70	\$ 25.00	\$ 1,750.00	0.00	\$0.00	70.00	\$1,750.00	70.00	\$1,750.00
100	Root pruning trench, complete in place, the sum of:	L.F.	50	\$ 15.00	\$ 750.00	0.00	\$0.00	50.00	\$750.00	50.00	\$750.00
					\$51,860.00		\$0.00		\$51,860.00		\$51,860.00
ADD ALTERNATE NO. 1 - #5 TOKENEKE ITEMS											
101	Remove and dispose of existing storm sewer, complete in place, the sum of:	L.F.	45	\$ 19.00	\$ 855.00	0.00	\$0.00	45.00	\$855.00	45.00	\$855.00
102	Remove, salvage, and reinstall post mailbox, complete in place, the sum of:	EA.	1	\$ 500.00	\$ 500.00	0.00	\$0.00	1.00	\$500.00	1.00	\$500.00
103	Remove and replace 6" thick reinforced concrete driveway, including proof rolling, select fill level up, and full depth saw cut, complete in place, the sum of:	S.Y.	35	\$ 135.00	\$ 4,725.00	0.00	\$0.00	35.00	\$4,725.00	35.00	\$4,725.00
104	Temporary driveways, complete in place, the sum of:	EA.	1	\$ 500.00	\$ 500.00	0.00	\$0.00	1.00	\$500.00	1.00	\$500.00
105	Proposed concrete collar to connect proposed 18" RCP storm sewer to existing 18" RCP storm sewer, complete in place, the sum of:	EA.	1	\$ 1,500.00	\$ 1,500.00	0.00	\$0.00	1.00	\$1,500.00	1.00	\$1,500.00
106	24" HDPE storm sewer including bedding and backfill, complete in place, the sum of:	L.F.	95	\$ 105.00	\$ 9,975.00	0.00	\$0.00	95.00	\$9,975.00	95.00	\$9,975.00
107	18" RCP storm sewer including bedding and backfill, complete in place, the sum of:	L.F.	45	\$ 115.00	\$ 5,175.00	0.00	\$0.00	45.00	\$5,175.00	45.00	\$5,175.00
108	8" or 12" PVC for yard drain connections per detail, all depths, complete in place, the sum of:	L.F.	60	\$ 35.00	\$ 2,100.00	0.00	\$0.00	60.00	\$2,100.00	60.00	\$2,100.00
109	Proposed connection to existing yard drain, complete in place, the sum of:	EA.	2	\$ 500.00	\$ 1,000.00	0.00	\$0.00	2.00	\$1,000.00	2.00	\$1,000.00
110	Proposed Type A Inlet, including bedding and backfill, complete in place, the sum of:	EA.	2	\$ 3,500.00	\$ 7,000.00	0.00	\$0.00	2.00	\$7,000.00	2.00	\$7,000.00
111	Trench safety for all storm sewers greater than 5' deep, complete in place, the sum of:	L.F.	95	\$ 1.00	\$ 95.00	0.00	\$0.00	95.00	\$95.00	95.00	\$95.00
112	Clearance prune, complete in place, the sum of:	EA.	1	\$ 400.00	\$ 400.00	0.00	\$0.00	1.00	\$400.00	1.00	\$400.00
113	Tree protection fence, complete in place, the sum of:	L.F.	85	\$ 25.00	\$ 2,125.00	0.00	\$0.00	85.00	\$2,125.00	85.00	\$2,125.00
114	Root pruning trench, complete in place, the sum of:	L.F.	65	\$ 15.00	\$ 975.00	0.00	\$0.00	65.00	\$975.00	65.00	\$975.00
					\$36,925.00		\$0.00		\$36,925.00		\$36,925.00



ITEM NO.	ITEM DESCRIPTION	UNIT	QUAN.	UNIT PRICE	TOTAL	QUAN. THIS PERIOD	TOTAL THIS PERIOD	QUAN. PREVIOUS PERIOD	TOTAL PREVIOUS PERIOD	TOTAL QUAN. TO DATE	TOTAL AMOUNT TO DATE
CHANGE ORDER NO. 1											
CO1-1	Concrete Point Repair on S.Country Squire between 11130 and 11120, per Bid Item No.10, complete in place, the sum of:	SY	125	\$ 155.00	\$19,375.00	0.00	\$0.00	125.00	\$19,375.00	125.00	\$19,375.00
CO1-2	Concrete curb on S.Country Squire between 11130 and 11120, including removal, disposal and replace 6" reinforced concrete curb per Bid Item No.9, complete in place, the sum of:	LF	45	\$ 12.95	\$582.75	0.00	\$0.00	45.00	\$582.75	45.00	\$582.75
					\$19,957.75		\$0.00		\$19,957.75		\$19,957.75
CHANGE ORDER NO.2											
CO2-1	Concrete Point Repair including removal and disposal of existing concrete pavement and subgrade, and proposed reinforcing joints, dowels, paving under cut, and replacement of 7" thick concrete and 12" thick cement stabilized sand subgrade as specified in the project details per Bid Item No.10, Concrete curb including removal, disposal and replace 6" reinforced concrete curb per Bid Item No.9, Traffic Control per one lane flagging detail included on Sheet 17 on Memorial Drive westbound between North Piney Point Road and Kensington Court, complete in place, the sum of:	L.S.	1	\$ 8,750.00	\$8,750.00	0.00	\$0.00	1.00	\$8,750.00	1.00	\$8,750.00
CO2-2	Concrete Point Repair including removal and disposal of existing concrete pavement and subgrade, and proposed reinforcing joints, dowels, paving under cut, and replacement of 7" thick concrete and 12" thick cement stabilized sand subgrade as specified in the project details per Bid Item No.10, Concrete curb including removal, disposal and replace 6" reinforced concrete curb per Bid Item No.9, Traffic Control per one lane flagging detail included on Sheet 17 on Memorial Drive at Carol Tree Park, complete in place, the sum of:	L.S.	1	\$ 6,950.00	\$6,950.00	0.00	\$0.00	1.00	\$6,950.00	1.00	\$6,950.00
					\$15,700.00		\$0.00		\$15,700.00		\$15,700.00
CHANGE ORDER NO. 3											
CO3-1	Additional costs related to the substitution of 15-inch PVC Storm Sewer from 18-inch HDPE on North Contry Squire	L.F.	260	\$ 28.68	\$7,456.80	0.00	\$0.00	260.00	\$7,456.80	260.00	\$7,456.80
					\$7,456.80		\$0.00		\$7,456.80		\$7,456.80
CHANGE ORDER NO. 4											
CO4-1	Traffic Control, complete in place, the sum of:	L.S	1	\$ 2,250.00	\$2,250.00	0.00	\$0.00	1.00	\$2,250.00	1.00	\$2,250.00
CO4-2	Remove and replace 6" thick reinforced concrete driveway, including proof rolling select fill level up, and full depth saw cut, complete in place, the sum of:	S.Y	17	\$ 135.00	\$2,295.00	0.00	\$0.00	17.00	\$2,295.00	17.00	\$2,295.00
CO4-3	Temporary driveways,complete in place, the sum of:	E.A	1	\$ 500.00	\$500.00	0.00	\$0.00	0.00	\$0.00	0.00	\$0.00
CO4-4	Remove, salvage and reinstall post mailbox, complet in place, the sum of:	E.A	1	\$ 500.00	\$500.00	0.00	\$0.00	1.00	\$500.00	1.00	\$500.00
CO4-5	Remove, dispose and replace 6" reinforced concrete curb, complete in place, the sum of:	L.F	55	\$ 12.95	\$712.25	0.00	\$0.00	19.50	\$252.53	19.50	\$252.53
CO4-6	Concrete point repair including removal and disposal of exisiting concrete pavement and subgrade, and proposed reinforcing, joints, dowels,paving under cut and replacement of 7" thick concrete and 12" thick cement stabilized san subgrade, complte in place, the sum of:	S.Y	20	\$ 155.00	\$3,100.00	0.00	\$0.00	5.32	\$824.60	5.32	\$824.60
CO4-7	Remove and dispose of existng storm sewer inlet/manhole,complete in place, the sum of:	E.A	2	\$ 2,000.00	\$4,000.00	0.00	\$0.00	2.75	\$5,500.00	2.75	\$5,500.00
CO4-8	Remove and dispose of existing storm sewer, complete in place,the sum of:	L.F	215	\$ 19.00	\$4,085.00	0.00	\$0.00	215.00	\$4,085.00	215.00	\$4,085.00
CO4-9	Proposed connection to existing yard drain,complete in place, the sum of:	E.A	2	\$ 350.00	\$700.00	0.00	\$0.00	2.00	\$700.00	2.00	\$700.00
CO4-10	8" or 12" PVC for yard drain connections per detail, all depths,complete in place, the sum of:	L.F	10	\$ 35.00	\$350.00	0.00	\$0.00	10.00	\$350.00	10.00	\$350.00
CO4-11	15" SDR 35 PVC storm sewer, all depths (open cut), including bedding and backfill,complete in place, the sum of:	L.F	210	\$ 150.00	\$31,500.00	0.00	\$0.00	210.00	\$31,500.00	210.00	\$31,500.00
CO4-12	Proposed Type A Inlet, including bedding and backfill and reconnection of existing storm sewer pipes to inlet,complete in place,the sum of:	E.A	1	\$ 3,500.00	\$3,500.00	0.00	\$0.00	1.00	\$3,500.00	1.00	\$3,500.00



ITEM NO.	ITEM DESCRIPTION	UNIT	QUAN.	UNIT PRICE	TOTAL	QUAN. THIS PERIOD	TOTAL THIS PERIOD	QUAN. PREVIOUS PERIOD	TOTAL PREVIOUS PERIOD	TOTAL QUAN. TO DATE	TOTAL AMOUNT TO DATE	
CO4-13	Proposed Type C Inlet, including bedding and backfill and reconnection of existing storm sewer pipes to inlet,complete in place,the sum of:	E.A	1	\$ 5,500.00	\$5,500.00	0.00	\$0.00	1.00	\$5,500.00	1.00	\$5,500.00	
CO4-14	Remove tree 3"-11.99", complete in place, the sum of:	E.A	1	\$ 900.00	\$900.00	1.00	\$900.00	0.00	\$0.00	1.00	\$900.00	
CO4-15	Clearance prune,complete in place,the sum of:	E.A	2	\$ 400.00	\$800.00	0.00	\$0.00	2.00	\$800.00	2.00	\$800.00	
CO4-16	Root pruning trench,complete in place, the sum of:	L.F	85	\$ 15.00	\$1,275.00	0.00	\$0.00	85.00	\$1,275.00	85.00	\$1,275.00	
CO4-17	Tree protection fence,complete in place, the sum of:	L.F	100	\$ 25.00	\$2,500.00	0.00	\$0.00	0.00	\$0.00	0.00	\$0.00	
CO4-18	Install short side water service,complete in place,the sum of:	E.A	1	\$ 1,000.00	\$1,000.00	0.00	\$0.00	0.00	\$0.00	0.00	\$0.00	
CO4-19	Remove, protect and relocate existing fire hydrant and valve,including 5 L.F of 6" PVC C900 water line for FH lead extension and all appurtenances necessary to conform to MVWA standards,complete in place, the sum of:	L.S	1	\$ 6,500.00	\$6,500.00	0.00	\$0.00	0.00	\$0.00	0.00	\$0.00	
					\$71,967.25		\$900.00		\$59,332.13		\$60,232.13	
CHANGE ORDER NO. 5												
CO5-1	Scope of work as identified in the plans and specifications for installation of storm sewer in front of 11317 Green Vale Drive, including traffic control, SWP3, temporary driveway, 8" PVC for yard drain connections including connection per detail, trench safety for all storm sewers greater than 5' deep and clearance prune, complete in place, the sum of:	L.S	1	\$ 48,000.00	\$48,000.00	0.00	\$0.00	1.00	\$48,000.00	1.00	\$48,000.00	
					\$48,000.00		\$0.00		\$48,000.00		\$48,000.00	
											PAVING ITEMS TO DATE:	\$366,394.85
											DRAINAGE ITEMS TO DATE:	\$116,825.00
											#1 TOKENEKE ITEMS TO DATE:	\$25,467.00
											#2 TOKENEKE ITEMS TO DATE:	\$44,950.00
											#4 TOKENEKE ITEMS TO DATE:	\$51,625.00
											#6 TOKENEKE ITEMS TO DATE:	\$48,080.00
											TREE PROTECTION ITEMS TO DATE:	\$43,650.00
											MAINTENANCE ITEMS TO DATE:	\$27,245.00
											SUPPLEMENTAL ITEMS TO DATE:	\$24,634.95
											ADD ALTERNATE NO.1-#3 TOKENEKE ITEMS TO DATE:	\$51,860.00
											ADD ALTERNATE NO.1-#5 TOKENEKE ITEMS TO DATE:	\$36,925.00
											CHANGE ORDER NO.1 ITEMS TO DATE:	\$19,957.75
											CHANGE ORDER NO.2 ITEMS TO DATE:	\$15,700.00
											CHANGE ORDER NO.3 ITEMS TO DATE:	\$7,456.80
											CHANGE ORDER NO.4 ITEMS TO DATE:	\$60,232.13
											CHANGE ORDER NO.5 ITEMS TO DATE:	\$48,000.00
											TOTAL INSTALLATIONS TO DATE	\$989,003.48
											10% RETAINAGE TO DATE (FIRST \$400,000.00):	\$40,000.00
											5% RETAINAGE TO DATE:	\$29,450.17
											LESS PREVIOUS PAY ESTIMATES:	\$866,193.04
											TOTAL AMOUNT DUE PAY ESTIMATE NO. 6	\$53,360.27

APPLICATION FOR PAYMENT NUMBER: 6

PROJECT: Tokeneke and Country Squires Improvements Project

CONTRACTOR: On Par Civil Services LLC, 1220 Blalock Rd, Suite 300, Houston, TX 77055

OWNER: City of Piney Point, 7676 Woodway, Suite 300, Houston, Texas 77063

OWNERS PROJECT NO: _____ **ENGINEERS PROJECT NO:** 10338036


PAY PERIOD FROM: March 1, 2023 TO: March 31, 2023

ORIGINAL CONTRACT SUM:	\$ <u>865,394.50</u>
NET CHANGE BY CHANGE ORDER:	\$ <u>151,346.68</u>
CONTRACT SUM TO DATE:	\$ <u>1,016,741.18</u>
INSTALLATIONS:	\$ <u>989,003.48</u>
LESS 10% RETAINAGE ON FIRST \$400,000.00 :	\$ <u>40,000.00</u>
LESS 5% RETAINAGE:	\$ <u>29,450.17</u>
LESS PREVIOUS PAYMENTS:	\$ <u>866,193.04</u>
AMOUNT DUE THIS APPLICATION:	\$ <u>53,360.27</u>

ACCOMPANYING DOCUMENTATION: Engineer's Estimate No. 6

ENGINEER'S CERTIFICATION:

PAYMENT OF THE ABOVE AMOUNT DUE THIS APPLICATION IS RECOMMENDED

DATE: 4/6/2023
On Par Civil Services, LLC

Rogelion Munoz
Project Manager

DATE: _____
HDR Engineering, Inc.

Joseph Moore, P.E.
Project Manager

ITEM NO.	ITEM DESCRIPTION	UNIT	QUAN.	UNIT PRICE	TOTAL	QUAN. THIS PERIOD	TOTAL THIS PERIOD	QUAN. PREVIOUS PERIOD	TOTAL PREVIOUS PERIOD	TOTAL QUAN. TO DATE	TOTAL AMOUNT TO DATE
PAVING ITEMS:											
1	Traffic Control, complete in place, the sum of:	L.S.	1	\$ 30,000.00	\$ 30,000.00	0.00	\$0.00	1.00	\$30,000.00	1.00	\$30,000.00
2	SWP3 Plan, complete in place, the sum of:	L.S.	1	\$ 4,800.00	\$ 4,800.00	0.00	\$0.00	1.00	\$4,800.00	1.00	\$4,800.00
3	Remove and replace 6" thick reinforced concrete driveway, including proof rolling, select fill level up, and full depth saw cut, complete in place, the sum of:	S.Y.	150	\$ 135.00	\$ 20,250.00	31.11	\$4,199.85	136.00	\$18,360.00	167.11	\$22,559.85
4	Temporary driveways, complete in place, the sum of:	EA	10	\$ 500.00	\$ 5,000.00	0.00	\$0.00	10.00	\$5,000.00	10.00	\$5,000.00
5	Remove and replace 4" thick reinforced concrete walkway, complete in place, the sum of:	S.F.	80	\$ 10.50	\$ 840.00	0.00	\$0.00	80.00	\$840.00	80.00	\$840.00
6	Remove, salvage, and reinstall post mailbox, complete in place, the sum of:	EA	1	\$ 500.00	\$ 500.00	0.00	\$0.00	1.00	\$500.00	1.00	\$500.00
7	Remove and reset brick mailbox, complete in place, the sum of:	EA	1	\$ 4,500.00	\$ 4,500.00	0.00	\$0.00	1.00	\$4,500.00	1.00	\$4,500.00
8	Remove and replace chain link fence, complete in place, the sum of:	L.F.	25	\$ 35.00	\$ 875.00	0.00	\$0.00	12.50	\$437.50	12.50	\$437.50
9	Remove, dispose, and replace 6" reinforced concrete curb, complete in place, the sum of:	L.F.	850	\$ 12.95	\$ 11,007.50	53.00	\$686.35	797.00	\$10,321.15	850.00	\$11,007.50
10	Concrete point repair including removal and disposal of existing concrete pavement and subgrade, and proposed reinforcing, joints, dowels, paving under cut, and replacement of 7" thick concrete and 12" thick cement stabilized sand subgrade, complete in place, the sum of:	S.Y.	1,850	\$ 155.00	\$ 286,750.00	0.00	\$0.00	1850.00	\$286,750.00	1850.00	\$286,750.00
					\$364,522.50		\$4,886.20		\$361,508.65		\$366,394.85
DRAINAGE ITEMS:											
11	Remove and dispose of existing storm sewer inlet/manhole, complete in place, the sum of:	EA	2	\$ 2,000.00	\$ 4,000.00	0.00	\$0.00	2.00	\$4,000.00	2.00	\$4,000.00
12	8" or 12" PVC for yard drain connections per detail, all depths, complete in place, the sum of:	L.F.	50	\$ 35.00	\$ 1,750.00	0.00	\$0.00	50.00	\$1,750.00	50.00	\$1,750.00
13	Proposed connection to existing yard drain, complete in place, the sum of:	EA	15	\$ 350.00	\$ 5,250.00	0.00	\$0.00	15.00	\$5,250.00	15.00	\$5,250.00
14	18" HDPE storm sewer including bedding and backfill, complete in place, the sum of:	L.F.	250	\$ 75.00	\$ 18,750.00	8.00	\$600.00	250.00	\$18,750.00	258.00	\$19,350.00
15	30" HDPE storm sewer including bedding and backfill, complete in place, the sum of:	L.F.	350	\$ 112.00	\$ 39,200.00	0.00	\$0.00	350.00	\$39,200.00	350.00	\$39,200.00

ITEM NO.	ITEM DESCRIPTION	UNIT	QUAN.	UNIT PRICE	TOTAL	QUAN. THIS PERIOD	TOTAL THIS PERIOD	QUAN. PREVIOUS PERIOD	TOTAL PREVIOUS PERIOD	TOTAL QUAN. TO DATE	TOTAL AMOUNT TO DATE
16	13"x22" RCAP all depths (open cut), including bedding and backfill, complete in place, the sum of:	LF	35	\$ 155.00	\$ 5,425.00	0.00	\$0.00	35.00	\$5,425.00	35.00	\$5,425.00
17	Proposed Type A Inlet, including bedding and backfill, complete in place, the sum of:	EA	4	\$ 3,500.00	\$ 14,000.00	0.00	\$0.00	4.00	\$14,000.00	4.00	\$14,000.00
18	Proposed Type C Inlet, including bedding and backfill, complete in place, the sum of:	EA	2	\$ 5,500.00	\$ 11,000.00	0.00	\$0.00	2.00	\$11,000.00	2.00	\$11,000.00
19	Proposed 4'x4' Storm Sewer Box Manhole, including bedding and backfill, complete in place, the sum of:	EA	1	\$ 4,500.00	\$ 4,500.00	0.00	\$0.00	2.00	\$9,000.00	2.00	\$9,000.00
20	Convert existing Type E Inlet to Type A Inlet, complete in place, the sum of:	EA	1	\$ 2,000.00	\$ 2,000.00	0.75	\$1,500.00	1.00	\$2,000.00	1.75	\$3,500.00
21	Tie-in proposed storm sewer to existing inlet, complete in place, the sum of:	EA	2	\$ 2,000.00	\$ 4,000.00	0.00	\$0.00	2.00	\$4,000.00	2.00	\$4,000.00
22	Trench safety for all storm sewers greater than 5' deep, complete in place, the sum of:	LF	350	\$ 1.00	\$ 350.00	0.00	\$0.00	350.00	\$350.00	350.00	\$350.00
					\$110,225.00		\$2,100.00		\$114,725.00		\$116,825.00
#1 TOKENEKE ITEMS											
23	Remove and dispose of existing storm sewer, complete in place, the sum of:	LF	30	\$ 19.00	\$ 570.00	0.00	\$0.00	30.00	\$570.00	30.00	\$570.00
24	Remove, salvage, and reinstall post mailbox, complete in place, the sum of:	EA	1	\$ 500.00	\$ 500.00	0.00	\$0.00	1.00	\$500.00	1.00	\$500.00
25	Remove and replace 6" thick reinforced concrete driveway, including proof rolling, select fill level up, and full depth saw cut, complete in place, the sum of:	S.Y.	20	\$ 135.00	\$ 2,700.00	0.00	\$0.00	20.00	\$2,700.00	20.00	\$2,700.00
26	Temporary driveways, complete in place, the sum of:	EA	1	\$ 500.00	\$ 500.00	0.00	\$0.00	1.00	\$500.00	1.00	\$500.00
27	Remove and replace 4" thick reinforced concrete walkway, complete in place, the sum of:	S.F.	60	\$ 10.95	\$ 657.00	0.00	\$0.00	60.00	\$657.00	60.00	\$657.00
28	24" HDPE storm sewer including bedding and backfill, complete in place, the sum of:	LF	90	\$ 105.00	\$ 9,450.00	0.00	\$0.00	90.00	\$9,450.00	90.00	\$9,450.00
29	Proposed Type A Inlet, including bedding and backfill, complete in place, the sum of:	EA	2	\$ 3,500.00	\$ 7,000.00	0.00	\$0.00	2.00	\$7,000.00	2.00	\$7,000.00
30	Proposed Type E Inlet, including bedding and backfill, complete in place, the sum of:	EA	1	\$ 4,000.00	\$ 4,000.00	0.00	\$0.00	1.00	\$4,000.00	1.00	\$4,000.00
31	Trench safety for all storm sewers greater than 5' deep, complete in place, the sum of:	LF	90	\$ 1.00	\$ 90.00	0.00	\$0.00	90.00	\$90.00	90.00	\$90.00
32	Remove tree 12"-23 99", complete in place, the sum of:	EA	3	\$ 1,600.00	\$ 4,800.00	0.00	\$0.00	0.00	\$0.00	0.00	\$0.00
					\$30,267.00		\$0.00		\$25,467.00		\$25,467.00
#2 TOKENEKE ITEMS											
33	Remove and dispose of existing storm sewer, complete in place, the sum of:	LF	40	\$ 19.00	\$ 760.00	0.00	\$0.00	40.00	\$760.00	40.00	\$760.00
34	Remove and reset brick mailbox, complete in place, the sum of:	EA	1	\$ 4,500.00	\$ 4,500.00	0.00	\$0.00	1.00	\$4,500.00	1.00	\$4,500.00
35	Remove and replace 6" thick reinforced concrete driveway, including proof rolling, select fill level up, and full depth saw cut, complete in place, the sum of:	S.Y.	60	\$ 135.00	\$ 8,100.00	0.00	\$0.00	68.00	\$9,180.00	68.00	\$9,180.00
36	Temporary driveways, complete in place, the sum of:	EA	2	\$ 500.00	\$ 1,000.00	0.00	\$0.00	2.00	\$1,000.00	2.00	\$1,000.00
37	24" HDPE storm sewer including bedding and backfill, complete in place, the sum of:	LF	135	\$ 105.00	\$ 14,175.00	0.00	\$0.00	135.00	\$14,175.00	135.00	\$14,175.00
38	8" or 12" PVC for yard drain connections per detail, all depths, complete in place, the sum of:	LF	30	\$ 35.00	\$ 1,050.00	0.00	\$0.00	30.00	\$1,050.00	30.00	\$1,050.00
39	Proposed connection to existing yard drain, complete in place, the sum of:	EA	3	\$ 500.00	\$ 1,500.00	0.00	\$0.00	3.00	\$1,500.00	3.00	\$1,500.00
40	Proposed Type A Inlet, including bedding and backfill, complete in place, the sum of:	EA	3	\$ 3,500.00	\$ 10,500.00	0.00	\$0.00	3.00	\$10,500.00	3.00	\$10,500.00

ITEM NO.	ITEM DESCRIPTION	UNIT	QUAN.	UNIT PRICE	TOTAL	QUAN. THIS PERIOD	TOTAL THIS PERIOD	QUAN. PREVIOUS PERIOD	TOTAL PREVIOUS PERIOD	TOTAL QUAN. TO DATE	TOTAL AMOUNT TO DATE
41	Trench safety for all storm sewers greater than 5' deep, complete in place, the sum of:	L.F.	135	\$ 1.00	\$ 135.00	0.00	\$0.00	135.00	\$135.00	135.00	\$135.00
42	Clearance prune, complete in place, the sum of:	EA.	1	\$ 400.00	\$ 400.00	0.00	\$0.00	1.00	\$400.00	1.00	\$400.00
43	Root pruning trench, complete in place, the sum of:	L.F.	50	\$ 15.00	\$ 750.00	0.00	\$0.00	50.00	\$750.00	50.00	\$750.00
44	Tree protection fence, complete in place, the sum of:	L.F.	40	\$ 25.00	\$ 1,000.00	0.00	\$0.00	40.00	\$1,000.00	40.00	\$1,000.00
					\$43,870.00		\$0.00		\$44,950.00		\$44,950.00
#4 TOKENEKE ITEMS											
45	Remove and dispose of existing storm sewer, complete in place, the sum of:	L.F.	170	\$ 19.00	\$ 3,230.00	0.00	\$0.00	170.00	\$3,230.00	170.00	\$3,230.00
46	Remove and dispose of existing storm sewer inlet/manhole, complete in place, the sum of:	EA.	4	\$ 2,000.00	\$ 8,000.00	0.00	\$0.00	4.00	\$8,000.00	4.00	\$8,000.00
47	Remove and replace 6" thick reinforced concrete driveway, including proof rolling, select fill level up, and full depth saw cut, complete in place, the sum of:	S.Y.	60	\$ 135.00	\$ 8,100.00	0.00	\$0.00	60.00	\$8,100.00	60.00	\$8,100.00
48	Temporary driveways, complete in place, the sum of:	EA.	2	\$ 500.00	\$ 1,000.00	0.00	\$0.00	2.00	\$1,000.00	2.00	\$1,000.00
49	24" HDPE storm sewer including bedding and backfill, complete in place, the sum of:	L.F.	170	\$ 105.00	\$ 17,850.00	0.00	\$0.00	170.00	\$17,850.00	170.00	\$17,850.00
50	8" or 12" PVC for yard drain connections per detail, all depths, complete in place, the sum of:	L.F.	75	\$ 35.00	\$ 2,625.00	0.00	\$0.00	75.00	\$2,625.00	75.00	\$2,625.00
51	Proposed connection to existing yard drain, complete in place, the sum of:	EA.	4	\$ 500.00	\$ 2,000.00	0.00	\$0.00	4.00	\$2,000.00	4.00	\$2,000.00
52	Proposed Type A Inlet, including bedding and backfill, complete in place, the sum of:	EA.	2	\$ 3,500.00	\$ 7,000.00	0.00	\$0.00	2.00	\$7,000.00	2.00	\$7,000.00
53	Trench safety for all storm sewers greater than 5' deep, complete in place, the sum of:	L.F.	170	\$ 1.00	\$ 170.00	0.00	\$0.00	170.00	\$170.00	170.00	\$170.00
54	Clearance prune, complete in place, the sum of:	EA.	1	\$ 400.00	\$ 400.00	0.00	\$0.00	1.00	\$400.00	1.00	\$400.00
55	Root pruning trench, complete in place, the sum of:	L.F.	50	\$ 15.00	\$ 750.00	0.00	\$0.00	50.00	\$750.00	50.00	\$750.00
56	Tree protection fence, complete in place, the sum of:	L.F.	20	\$ 25.00	\$ 500.00	0.00	\$0.00	20.00	\$500.00	20.00	\$500.00
					\$51,625.00		\$0.00		\$51,625.00		\$51,625.00
#6 TOKENEKE ITEMS											
57	Remove and dispose of existing storm sewer, complete in place, the sum of:	L.F.	20	\$ 19.00	\$ 380.00	0.00	\$0.00	20.00	\$380.00	20.00	\$380.00
58	Remove and reset brick mailbox, complete in place, the sum of:	EA.	1	\$ 4,500.00	\$ 4,500.00	0.00	\$0.00	1.00	\$4,500.00	1.00	\$4,500.00
59	Remove and replace 6" thick reinforced concrete driveway, including proof rolling, select fill level up, and full depth saw cut, complete in place, the sum of:	S.Y.	30	\$ 135.00	\$ 4,050.00	0.00	\$0.00	15.00	\$2,025.00	15.00	\$2,025.00
60	Temporary driveways, complete in place, the sum of:	EA.	1	\$ 500.00	\$ 500.00	0.00	\$0.00	1.00	\$500.00	1.00	\$500.00
61	24" HDPE storm sewer including bedding and backfill, complete in place, the sum of:	L.F.	200	\$ 105.00	\$ 21,000.00	0.00	\$0.00	200.00	\$21,000.00	200.00	\$21,000.00
62	8" or 12" PVC for yard drain connections per detail, all depths, complete in place, the sum of:	L.F.	55	\$ 35.00	\$ 1,925.00	0.00	\$0.00	55.00	\$1,925.00	55.00	\$1,925.00
63	Proposed connection to existing yard drain, complete in place, the sum of:	EA.	4	\$ 500.00	\$ 2,000.00	0.00	\$0.00	4.00	\$2,000.00	4.00	\$2,000.00
64	Proposed Type A Inlet, including bedding and backfill, complete in place, the sum of:	EA.	2	\$ 3,500.00	\$ 7,000.00	0.00	\$0.00	2.00	\$7,000.00	2.00	\$7,000.00
65	Proposed Type E Inlet, including bedding and backfill, complete in place, the sum of:	EA.	1	\$ 4,000.00	\$ 4,000.00	0.00	\$0.00	1.00	\$4,000.00	1.00	\$4,000.00
66	Trench safety for all storm sewers greater than 5' deep, complete in place, the sum of:	L.F.	200	\$ 1.00	\$ 200.00	0.00	\$0.00	200.00	\$200.00	200.00	\$200.00
67	Clearance prune, complete in place, the sum of:	EA.	2	\$ 400.00	\$ 800.00	0.00	\$0.00	2.00	\$800.00	2.00	\$800.00
68	Root pruning trench, complete in place, the sum of:	L.F.	50	\$ 15.00	\$ 750.00	0.00	\$0.00	50.00	\$750.00	50.00	\$750.00
69	Tree protection fence, complete in place, the sum of:	L.F.	120	\$ 25.00	\$ 3,000.00	0.00	\$0.00	120.00	\$3,000.00	120.00	\$3,000.00

ITEM NO.	ITEM DESCRIPTION	UNIT	QUAN.	UNIT PRICE	TOTAL	QUAN. THIS PERIOD	TOTAL THIS PERIOD	QUAN. PREVIOUS PERIOD	TOTAL PREVIOUS PERIOD	TOTAL QUAN. TO DATE	TOTAL AMOUNT TO DATE
					\$50,105.00		\$0.00		\$48,080.00		\$48,080.00
TREE PROTECTION ITEMS											
70	Remove tree 3"-11.99", complete in place, the sum of:	EA.	10	\$ 900.00	\$ 9,000.00	0.00	\$0.00	12.00	\$10,800.00	12.00	\$10,800.00
71	Remove tree 12"-23.99", complete in place, the sum of:	EA.	5	\$ 1,600.00	\$ 8,000.00	0.00	\$0.00	6.00	\$9,600.00	6.00	\$9,600.00
72	Clearance prune, complete in place, the sum of:	EA.	25	\$ 400.00	\$ 10,000.00	0.00	\$0.00	25.00	\$10,000.00	25.00	\$10,000.00
73	Tree protection fence, complete in place, the sum of:	LF.	350	\$ 25.00	\$ 8,750.00	0.00	\$0.00	350.00	\$8,750.00	350.00	\$8,750.00
74	Root pruning trench, complete in place, the sum of:	LF.	300	\$ 15.00	\$ 4,500.00	0.00	\$0.00	300.00	\$4,500.00	300.00	\$4,500.00
					\$40,250.00		\$0.00		\$43,650.00		\$43,650.00
MAINTENANCE ITEMS											
75	Bialock/Habersham storm sewer point repair per plans and details, including removal and replacement of 36" RCP storm sewer pipe, connections to existing storm sewer with concrete collars, removal and replacement of 4" thick reinforced concrete sidewalk, bedding and backfill, and surface restoration, complete in place, the sum of:	L.S.	1	\$ 13,500.00	\$ 13,500.00	0.00	\$0.00	1.00	\$13,500.00	1.00	\$13,500.00
76	Radney Cir pavement retaining curb wall per plans and details, including asphalt pavement point repair, reshaping of adjacent ditch, and surface restoration, complete in place, the sum of:	L.S.	1	\$ 9,245.00	\$ 9,245.00	0.00	\$0.00	1.00	\$9,245.00	1.00	\$9,245.00
77	Kensington Ct Type C inlet top removal and replacement, including disposal of existing inlet top, and proposed reinforcing, dowels, formwork, and surface restoration, complete in place, the sum of:	L.S.	1	\$ 4,500.00	\$ 4,500.00	0.00	\$0.00	1.00	\$4,500.00	1.00	\$4,500.00
					\$27,245.00		\$0.00		\$27,245.00		\$27,245.00
SUPPLEMENTAL ITEMS											
78	Cement Stabilized Sand, complete in place, the sum of:	C.Y.	20	\$ 95.00	\$ 1,900.00	3.00	\$285.00	8.00	\$760.00	11.00	\$1,045.00
79	Install long side water service, complete in place, the sum of:	EA.	1	\$ 2,000.00	\$ 2,000.00	0.00	\$0.00	2.00	\$4,000.00	2.00	\$4,000.00
80	Install long side sewer service, complete in place, the sum of:	EA.	2	\$ 1,500.00	\$ 3,000.00	0.00	\$0.00	0.00	\$0.00	0.00	\$0.00
81	Install short side water service, complete in place, the sum of:	EA.	2	\$ 1,000.00	\$ 2,000.00	0.00	\$0.00	2.00	\$2,000.00	2.00	\$2,000.00
82	Install short side sewer service, complete in place, the sum of:	EA.	1	\$ 750.00	\$ 750.00	0.00	\$0.00	0.00	\$0.00	0.00	\$0.00
83	Installation and removal of piezometers, complete in place, the sum of:	EA.	2	\$ 1,000.00	\$ 2,000.00	0.00	\$0.00	0.00	\$0.00	0.00	\$0.00
84	Extra Bank sand, complete in place, the sum of:	C.Y.	20	\$ 95.00	\$ 1,900.00	50.50	\$4,797.50	42.11	\$4,000.45	92.61	\$8,797.95
85	Extra 1.5 sack of cement per cubic yard added to the 6" concrete driveways (total of 7.0 sack/cubic yard), complete in place, the sum of:	S.Y.	150	\$ 9.00	\$ 1,350.00	0.00	\$0.00	0.00	\$0.00	0.00	\$0.00
86	Extra 1.5 sack of cement per cubic yard added to the 9" concrete pavement (total of 7.0 sack/cubic yard), complete in place, the sum of:	S.Y.	925	\$ 12.00	\$ 11,100.00	0.00	\$0.00	316.00	\$3,792.00	316.00	\$3,792.00
87	Coordinate support, adjustment or relocation or power/light poles and/or guy anchors with owner of poles, as required, complete in place, the sum of:	EA.	1	\$ 15,000.00	\$ 15,000.00	0.00	\$0.00	0.33	\$5,000.00	0.33	\$5,000.00
88	Well pointing for storm sewers, complete in place, the sum of:	LF.	100	\$ 25.00	\$ 2,500.00	0.00	\$0.00	0.00	\$0.00	0.00	\$0.00
89	Wet condition bedding for storm sewers, complete in place, the sum of:	LF.	100	\$ 15.00	\$ 1,500.00	0.00	\$0.00	0.00	\$0.00	0.00	\$0.00
					\$58,500.00		\$5,082.50		\$19,552.45		\$24,634.95
ADD ALTERNATE NO. 1 - #3 TOKENEKE ITEMS											
90	Remove and dispose of existing storm sewer, complete in place, the sum of:	LF.	55	\$ 19.00	\$ 1,045.00	0.00	\$0.00	55.00	\$1,045.00	55.00	\$1,045.00
91	Remove and reset brick mailbox, complete in place, the sum of:	EA.	1	\$ 4,500.00	\$ 4,500.00	0.00	\$0.00	1.00	\$4,500.00	1.00	\$4,500.00
92	Remove and replace 6" thick reinforced concrete driveway, including proof rolling, select fill level up, and full depth saw cut, complete in place, the sum of:	S.Y.	65	\$ 135.00	\$ 8,775.00	0.00	\$0.00	65.00	\$8,775.00	65.00	\$8,775.00
93	Temporary driveways, complete in place, the sum of:	EA.	2	\$ 500.00	\$ 1,000.00	0.00	\$0.00	2.00	\$1,000.00	2.00	\$1,000.00
94	Remove, reset, and restore existing wooden pedestrian bridge, complete in place, the sum of:	EA.	1	\$ 6,500.00	\$ 6,500.00	0.00	\$0.00	1.00	\$6,500.00	1.00	\$6,500.00
95	24" HDPE storm sewer including bedding and backfill, complete in place, the sum of:	LF.	190	\$ 105.00	\$ 19,950.00	0.00	\$0.00	190.00	\$19,950.00	190.00	\$19,950.00
96	Proposed Type A Inlet, including bedding and backfill, complete in place, the sum of:	EA.	2	\$ 3,500.00	\$ 7,000.00	0.00	\$0.00	2.00	\$7,000.00	2.00	\$7,000.00

ITEM NO.	ITEM DESCRIPTION	UNIT	QUAN.	UNIT PRICE	TOTAL	QUAN. THIS PERIOD	TOTAL THIS PERIOD	QUAN. PREVIOUS PERIOD	TOTAL PREVIOUS PERIOD	TOTAL QUAN. TO DATE	TOTAL AMOUNT TO DATE
97	Trench safety for all storm sewers greater than 5' deep, complete in place, the sum of:	L.F.	190	\$ 1 00	\$ 190 00	0.00	\$0 00	190.00	\$190 00	190.00	\$190 00
98	Clearance prune, complete in place, the sum of:	EA	1	\$ 400 00	\$ 400 00	0.00	\$0 00	1.00	\$400 00	1.00	\$400 00
99	Tree protection fence, complete in place, the sum of:	L F	70	\$ 25 00	\$ 1,750 00	0.00	\$0 00	70 00	\$1,750 00	70.00	\$1,750 00
100	Root pruning trench, complete in place, the sum of:	L F	50	\$ 15 00	\$ 750 00	0.00	\$0 00	50.00	\$750 00	50.00	\$750 00
					\$51,860.00		\$0.00		\$51,860.00		\$51,860.00
ADD ALTERNATE NO. 1 - #5 TOKENEKE ITEMS											
101	Remove and dispose of existing storm sewer, complete in place, the sum of:	L.F.	45	\$ 19 00	\$ 855 00	0.00	\$0.00	45 00	\$855 00	45.00	\$855 00
102	Remove, salvage, and reinstall post mailbox, complete in place, the sum of:	EA	1	\$ 500 00	\$ 500 00	0.00	\$0.00	1.00	\$500.00	1.00	\$500 00
103	Remove and replace 6" thick reinforced concrete driveway, including proof rolling, select fill level up, and full depth saw cut, complete in place, the sum of:	S.Y.	35	\$ 135.00	\$ 4,725 00	0.00	\$0 00	35.00	\$4,725 00	35.00	\$4,725 00
104	Temporary driveways, complete in place, the sum of:	EA	1	\$ 500 00	\$ 500 00	0.00	\$0 00	1.00	\$500.00	1.00	\$500 00

ITEM NO.	ITEM DESCRIPTION	UNIT	QUAN.	UNIT PRICE	TOTAL	QUAN. THIS PERIOD	TOTAL THIS PERIOD	QUAN. PREVIOUS PERIOD	TOTAL PREVIOUS PERIOD	TOTAL QUAN TO DATE	TOTAL AMOUNT TO DATE
105	Proposed concrete collar to connect proposed 18" RCP storm sewer to existing 18" RCP storm sewer, complete in place, the sum of:	EA	1	\$ 1,500.00	\$ 1,500.00	0.00	\$0.00	1.00	\$1,500.00	1.00	\$1,500.00
106	24" HDPE storm sewer including bedding and backfill, complete in place, the sum of:	LF	95	\$ 105.00	\$ 9,975.00	0.00	\$0.00	95.00	\$9,975.00	95.00	\$9,975.00
107	18" RCP storm sewer including bedding and backfill, complete in place, the sum of:	LF	45	\$ 115.00	\$ 5,175.00	0.00	\$0.00	45.00	\$5,175.00	45.00	\$5,175.00
108	8" or 12" PVC for yard drain connections per detail, all depths, complete in place, the sum of:	LF	60	\$ 35.00	\$ 2,100.00	0.00	\$0.00	60.00	\$2,100.00	60.00	\$2,100.00
109	Proposed connection to existing yard drain, complete in place, the sum of:	EA	2	\$ 500.00	\$ 1,000.00	0.00	\$0.00	2.00	\$1,000.00	2.00	\$1,000.00
110	Proposed Type A Inlet, including bedding and backfill, complete in place, the sum of:	EA	2	\$ 3,500.00	\$ 7,000.00	0.00	\$0.00	2.00	\$7,000.00	2.00	\$7,000.00
111	Trench safety for all storm sewers greater than 5' deep, complete in place, the sum of:	LF	95	\$ 1.00	\$ 95.00	0.00	\$0.00	95.00	\$95.00	95.00	\$95.00
112	Clearance prune, complete in place, the sum of:	EA	1	\$ 400.00	\$ 400.00	0.00	\$0.00	1.00	\$400.00	1.00	\$400.00
113	Tree protection fence, complete in place, the sum of:	LF	85	\$ 25.00	\$ 2,125.00	0.00	\$0.00	85.00	\$2,125.00	85.00	\$2,125.00
114	Root pruning trench, complete in place, the sum of:	LF	65	\$ 15.00	\$ 975.00	0.00	\$0.00	65.00	\$975.00	65.00	\$975.00
					\$36,925.00		\$0.00		\$36,925.00		\$36,925.00
CO-4 Bothwell Way											
CO-4-14	Remove tree 3"-11 99", complete in place, the sum of:	EA	1.00	\$ 900.00	\$ 900.00						
					TOTAL CHANGE ORDER NO 4: \$ 900.00						
CO-5 Green Vale											
			LS	1.00	\$ 48,000.00	\$ 48,000.00					
					TOTAL CHANGE ORDER NO 4: \$ 48,000.00						
										PAVING ITEMS TO DATE:	\$366,394.85
										DRAINAGE ITEMS TO DATE:	\$116,825.00
										#1 TOKENEKE ITEMS TO DATE:	\$25,467.00
										#2 TOKENEKE ITEMS TO DATE:	\$44,950.00
										#4 TOKENEKE ITEMS TO DATE:	\$51,625.00
										#6 TOKENEKE ITEMS TO DATE:	\$48,080.00
										TREE PROTECTION ITEMS TO DATE:	\$43,650.00
										MAINTENANCE ITEMS TO DATE:	\$27,245.00
										SUPPLEMENTAL ITEMS TO DATE:	\$24,634.95
										ADD ALTERNATE NO 1-#3 TOKENEKE ITEMS TO DATE:	\$51,860.00
										ADD ALTERNATE NO 1-#5 TOKENEKE ITEMS TO DATE:	\$36,925.00
										CHANGE ORDERS ITEMS TO DATE:	\$151,346.68
										TOTAL INSTALLATIONS TO DATE:	\$989,003.48
										10% RETAINAGE TO DATE (FIRST \$400,000.00):	\$40,000.00
										5% RETAINAGE TO DATE:	\$29,450.17
										LESS PREVIOUS PAY ESTIMATES:	\$866,193.04
										TOTAL AMOUNT DUE PAY ESTIMATE NO. 4	\$53,360.27


ITEM F
E-BIKE USE - TEXAS TRANSPORTATION CODE



E-Bikes (Rules of the Road)



1. Wear a Helmet.
2. Ride on the Sidewalks.
3. Observe all bicycle laws (Transportation Code: 551.101) – attached.
4. Keep speed under 20mph!
5. Be kind and polite when approaching others on the sidewalk, shared use of public walkways.
6. Use “On Your Left” when approaching and passing others – make sure you are on the left!
7. Do not sound sirens, honk horns or loud noises that may scare others.

EBIKES GUIDE	 E-BIKE LAWS TEXAS						
	PEDAL ASSIST	THROTTLE	TOP SPEED (ASSISTED)	MAX POWER	MINIMUM RIDER AGE	HELMET	LICENSE
CLASS 1	✓		20 MPH	750 WATTS	NONE	NOT REQUIRED	✗
CLASS 2		✓	20 MPH	750 WATTS	NONE	NOT REQUIRED	✗
CLASS 3	✓		28 MPH	750 WATTS	15	NOT REQUIRED	✗

Electric Bike laws in Texas were updated and modernized in August 2019. Read the full article for classes, speeds, and specifics. ebikesguides.com/ebike-laws for Electric Bike laws in every state and country

TEXAS TRANSPORTATION CODE 551.101

Generally, bikes are entitled to all rights and obligated to all duties of the road that apply to a motor vehicle. Tex. Transp. Code § 551.101, see also Tex. Transp. Code, Title 7, Subtitle C. Rules of the Road, Chapters 541 - 600.

“Bicycle” means a device that a person may ride that is capable of being ridden solely using human power and has two tandem wheels, at least one of which is more than 14 inches in diameter. Tex. Transp. Code § 541.201(2). This may also include an electric bicycle that meets these criteria. An “Electric bicycle” is defined as a bicycle equipped with fully operable pedals and an electric motor fewer than 750 watts that assists the rider, with or without pedaling, and has top speeds less than 28 mph. “Electric bicycle” is defined in greater detail in Tex. Transp. Code § 664.001, and certain class of electric bicycles may have additional restrictions outlined in Chapter 664.

Unless a specific statutory right or duty is altered by Tex. Transp. Code Chapter 551, or a right or duty applicable to a driver cannot by its nature apply to a person operating a bicycle the same laws that apply to an operator of a motor vehicle apply to a person operating a bicycle.

A person operating a bicycle, if moving slower than traffic, shall ride as near as practicable to the right curb or edge of the roadway. Tex. Transp. Code § 551.103. By definition, roadway does not include the shoulder of the roadway. Tex. Transp. Code § 541.302.

See also generally, Tex. Transp. Code, Chapter 551.

A person operating a bicycle shall ride only on or astride a permanent and regular seat attached to the bicycle.

A person may not use a bicycle to carry more persons than the bicycle is designed or equipped to carry.

A person operating a bicycle, coaster, sled or toy vehicle or using roller skates may not attach either the person or the bicycle, coaster, sled toy vehicle, or roller skates to a streetcar or vehicle on a roadway.

A person operating a bicycle may not carry any object that prevents the operator from keeping at least one hand on the handlebars.

Bicyclists must use hand signals to signal their intent to stop, turn left, or turn right. The bicyclist must use the following signals:

Stop – Extend your left hand and turn your forearm downward at a 90-degree angle.

Left turn – Extend your left hand and arm horizontally.

Right turn – Extend your left arm to the left and turn your forearm up at a 90-degree angle or extend the right hand and arm horizontally.

Every bike must be equipped with a brake capable of making a braked wheel skid on dry, level, clean pavement.

A person may not operate a bicycle at nighttime unless the bicycle is equipped with the following:

Headlamp – a lamp on the front of the bicycle that emits a white light visible from a distance of at least 500 feet in front of the bicycle.

Red reflector/red lamp – A bicycle must be equipped with either a red reflector visible from a distance of 300 feet from the rear of the bicycle, or a red lamp visible from a distance of 500 feet from the rear of the bicycle.

ITEM H
MEMORIAL HIGH SCHOOL SENIOR CAR PARADE
UPCOMING EVENT

MEMORIAL HIGH SCHOOL

CLASS OF 2023 SENIOR CAR PARADE

SATURDAY, MAY 13TH

Parade Begins 10 a.m. SHARP

**Roads close @ 9:40 a.m.*

Parade starts at Gaylord and Piney Point Rd, travels south down Piney Point Rd and ends near Ecclesia Church.

***Gaylord and Piney Point will be closed by 9:40 a.m. Village residents should be seated along Piney Point Rd by 9:30 a.m. to avoid road closures. There is no parking on Piney Point Rd.**

Suggested Parking:

Ecclesia Church- 325 Piney Point Rd, Houston, TX 77024.

Spring Branch Middle School: 1000 Piney Point Rd, Houston, TX 77024



Special thank you to the Village Mayors, MVPD, Hedwig PD, SVPD, SBISD PD, and MVFD for supporting this event.

TO: Members of the City Council

FROM: Joe Moore, City Engineer

MEETING DATE: April 24, 2023

SUBJECT: Consideration and possible action on temporary trench shoring rental costs associated with the 96-inch CMP South Piney Point Road sinkhole.

Agenda Item: 7

Summary

As previously discussed with City Council, the equipment installed temporary trench protection for the open excavation on the 96-inch CMP accrues a rental cost each month. The rental costs for the trench safety including 2-10'x20' trench boxes, 12-8'x20' steel plates, and 100' feet of water jersey barriers are \$23,120.97.

Previously Council approved full rate rent for February and March and a prorated rent for January. It is requested that Council approve the full rates rent for April at a cost of \$23,120.97.



Utilities & Concrete

Bill To:

City of Piney Point Village/HDR - Joseph Moore
7676 Woodway Dr.
Houston, TX 77063
Joseph Moore
joseph.moore@hdrinc.com

Invoice
No. OPCS-017

Date 4/20/23

PO _____

Project Name/No.

PPV 96-inch CMP - Temporary Shoring & Water Barrier Rental
City of Piney Point Village/HDR - Joseph Moore

Item No.	Description of Item	Quantity	Unit	Unit Price	Extended Total
	April 2023 Rental				
	Trench Safety - Date Out 12/2 1 EA. 10'x20' Box 10' with 4EA. 8x20 Plates	1	Set	\$ 7,922.75	\$ 7,922.75
	Addtl. 4EA. 8x20 Plates Total plates onsite 12 ea	1	LS	\$ 3,727.97	\$ 3,727.97
	Trench Safety - Date Out 12/16 1 EA. 10'x20' Box 10' with 4EA. 8x20 Plates	1	Set	\$ 7,922.75	\$ 7,922.75
	Water Barriers 50 LF Addtl. 50 LF Requested	2	LS	\$ 1,773.75	\$ 3,547.50

TOTAL \$23,120.97

TO: The Honorable Mayor and Members of the City Council

FROM: Bobby Pennington; City Administrator
Joe Moore; City Engineer

MEETING DATE: April 24, 2023

SUBJECT: Consideration and possible action on an accessible sidewalk ramp at the intersection of Tynebridge Lane and Greenbay Street to improve access to the existing sidewalk on the north side of Greenbay Street.

Agenda Item: 8

Informational Summary

Improve access to the existing sidewalk on the north side of Greenbay Street at the intersection of Tynebridge Lane and Greenbay. A sidewalk ramp will provide better access and safety.

As discussed in the March Council Meeting, the City requested modifications to the design presented at the March Council meeting and that that HDR re-solicit quotes to install a curb ramp and sidewalk on both north and south sides of the intersection of Greenbay and Tynebridge. The curb ramp would allow for bicycles/wheelchairs/strollers/etc. to access the sidewalk on the north side of Greenbay when coming from the Tynewood subdivision on Tynebridge Lane. Attached is an exhibit showing the proposed scope of work. Several quotes were solicited for this work and range as low as \$23,475.00 to as high as \$27,875.00.

Attachments:

Contractor Quote Summary
Design Exhibit

**Greenbay Street and Tynebridge Lane Sidewalk Improvements
Contractor Quote Summary**

4/20/2023

HDR Job # 10361767

Contractor	Proposal Quote Total
Infrastructure Construction Services	\$23,475.00
On Par Civil Services	\$23,951.17
T-Construction	\$27,875.00

Greenbay Street and Tynebridge Lane Sidewalk Improvements

Quote Request
City of Piney Point Village
HDR Job No. 10361767

CONTRACTOR: *Infrastructure Construction Services*

Item	Item Description	Unit	Quantity	Unit Price	Cost
1	Traffic Control, complete in place, the sum of:	L.S.	1	\$1,500.00	\$1,500.00
2	Remove and dispose of existing 4" thick reinforced concrete sidewalk, complete in place, the sum of:	S.F.	125	\$8.00	\$1,000.00
3	Remove and dispose of existing 6" reinforced concrete curb, complete in place, the sum of:	L.F.	45	\$25.00	\$1,125.00
4	Proposed tapered concrete curb transition, including replacement of sode behind curb, complete in place, the sum of:	L.F.	30	\$35.00	\$1,050.00
5	4" thick reinforced concrete sidewalk, complete in place, the sum of:	S.F.	260	\$15.00	\$3,900.00
6	Detectable warning pavers per detail, complete in place, the sum of:	EA.	3	\$650.00	\$1,950.00
7	Type 2 parallel curb ramp per detail, including regrading of right-of-way to match ramp slope and sodding, complete in place, the sum of:	EA.	3	\$3,150.00	\$9,450.00
8	Crosswalk warning sign-R1-5b, painted Hunter Green with Tiger Drylac Series 38 Super Durable Powder, Semi gloss finish or approved equal, complete in place, the sum of:	EA.	2	\$650.00	\$1,300.00
9	Adjust gate vale to final sidewalk grade, complete in place, the sum of:	EA.	2	\$350.00	\$700.00
10	12" wide solid white Type I reflective pavement markers (thermoplastic), complete in place, the sum of:	L.F.	60	\$25.00	1,500.00
Total:					\$34,475.00

Greenbay Street and Tynebridge Lane Sidewalk Improvements

Quote Request
City of Piney Point Village
HDR Job No. 10361767

CONTRACTOR:

Item	Item Description	Unit	Quantity	Unit Price	Cost
1	Traffic Control, complete in place, the sum of:	L.S.	1	2,000	2,000
2	Remove and dispose of existing 4" thick reinforced concrete sidewalk, complete in place, the sum of:	S.F.	125	4.95	618.75
3	Remove and dispose of existing 6" reinforced concrete curb, complete in place, the sum of:	L.F.	45	2.95	132.75
4	Proposed tapered concrete curb transition, including replacement of sode behind curb, complete in place, the sum of:	L.F.	30	20	600.00
5	4" thick reinforced concrete sidewalk, complete in place, the sum of:	S.F.	260	10	2,600
6	Detectable warning pavers per detail, complete in place, the sum of:	EA.	3	2000	6,000
7	Type 2 parallel curb ramp per detail, including regrading of right-of-way to match ramp slope and sodding, complete in place, the sum of:	EA.	3	2,500	7,500
8	Crosswalk warning sign-R1-5b, painted Hunter Green with Tiger Drylac Series 38 Super Durable Powder, Semi gloss finish or approved equal, complete in place, the sum of:	EA.	2	1,500	3,000
9	Adjust gate vale to final sidewalk grade, complete in place, the sum of:	EA.	2	250	500
10	12" wide solid white Type I reflective pavement markers (thermoplastic), complete in place, the sum of:	L.F.	60	16.67	1000.20
				Total:	23,951.17

Lynda King 4/6/23

Greenbay Street and Tynebridge Lane Sidewalk Improvements

Quote Request
City of Piney Point Village
HDR Job No. 10361767

CONTRACTOR:

Item	Item Description	Unit	Quantity	Unit Price	Cost
1	Traffic Control, complete in place, the sum of:	L.S.	1	5,000	5,000
2	Remove and dispose of existing 4" thick reinforced concrete sidewalk, complete in place, the sum of:	S.F.	125	5. ⁰⁰	625. ⁰⁰
3	Remove and dispose of existing 6" reinforced concrete curb, complete in place, the sum of:	L.F.	45	5. ⁰⁰	225. ⁰⁰
4	Proposed tapered concrete curb transition, including replacement of sode behind curb, complete in place, the sum of:	L.F.	30	30. ⁰⁰	900. ⁰⁰
5	4" thick reinforced concrete sidewalk, complete in place, the sum of:	S.F.	260	12. ⁰⁰	3,120. ⁰⁰
6	Detectable warning pavers per detail, complete in place, the sum of:	EA.	3	895. ⁰⁰	2,685. ⁰⁰
7	Type 2 parallel curb ramp per detail, including regrading of right-of-way to match ramp slope and sodding, complete in place, the sum of:	EA.	3	3,250. ⁰⁰	9,750. ⁰⁰
8	Crosswalk warning sign-R1-5b, painted Hunter Green with Tiger Drylac Series 38 Super Durable Powder, Semi gloss finish or approved equal, complete in place, the sum of:	EA.	2	1,250. ⁰⁰	2,500. ⁰⁰
9	Adjust gate vale to final sidewalk grade, complete in place, the sum of:	EA.	2	695. ⁰⁰	1,390. ⁰⁰
10	12" wide solid white Type I reflective pavement markers (thermoplastic), complete in place, the sum of:	L.F.	60	28. ⁰⁰	1,680. ⁰⁰
Total:					27,875.⁰⁰

*T construction, LLC
Yocelin Villena 4/20/2023*



402

11302

GREENBAY STREET

TYNEBRIDGE LANE

PROP TYPE 2 PARALLEL SIDEWALK RAMP PER DETAIL

PROPOSED R1-5b CROSSWALK SIGN WITH POST

10.00 ft 10.00 ft

MATCH EXIST. TOP OF SIDEWALK ELEVATION

MATCH EXIST. TOP OF SIDEWALK ELEVATION

PROP 5' WIDE 4" THICK REINFORCED CONCRETE SIDEWALK PER DETAIL

20.00 ft

REMOVE 15 LF OF REINFORCED CONCRETE CURB AND REPLACE WITH 10LF OF TAPERED CURB (5LF EITHER SIDE OF PROP SIDEWALK)

MATCH EXIST. GUTTER ELEVATION

PROP DETECTABLE WARNING PAVERS PER DETAIL

12" WIDE SOLID WHITE TYPE -1 REFLECTIVE PAVEMENT MARKERS (6' WIDE)

PROPOSED R1-5b CROSSWALK SIGN WITH POST

20.00 ft

REMOVE 15 LF OF REINFORCED CONCRETE CURB AND REPLACE WITH 10LF OF TAPERED CURB (5LF EITHER SIDE OF PROP SIDEWALK)

PROP DETECTABLE WARNING PAVERS PER DETAIL


PROP 5' WIDE 4" THICK REINFORCED CONCRETE SIDEWALK PER DETAIL

MATCH EXIST. STREET ELEVATION

PROP DETECTABLE WARNING PAVERS PER DETAIL

11230

375



JEM
4-5-2023



TO: Members of the City Council

FROM: Joe Moore, City Engineer

MEETING DATE: April 24, 2023

SUBJECT: Consideration and possible action on the proposed scope of work for Williamsburg Drainage Improvement Project.

Agenda Item: 9

Summary

The City, Councilman Dodds, and HDR met with residents on Williamsburg Lane to present the plans and OPCC for drainage improvements on the street. The 50/50 cost share agreement was also discussed. It appears that residents on the south side of the road are willing to participate. Not all residents on the north side agree to participate in the project. HDR is seeking direction on the proposed scope of work.

Attached is an Opinion of Probable Construction Costs totaling \$40,590 for a ditch regrade and culvert reset option on the northside of Williamsburg.

Williamsburg Drainage Improvements Project

Opinion of Probable Construction Costs

City of Piney Point Village

HDR Job No. 10361166

Item	Item Description	Unit	Quantity	Unit Price	Cost
NORTH SIDE DITCH REGRADING ITEMS					
1	Remove and replace 6" thick reinforced concrete driveway, including proof rolling, level up sand, and full depth saw cut, complete in place, the sum of:	S.Y.	105	\$130.00	\$13,650.00
2	Remove culvert wingwall, complete in place, the sum of:	EA.	6	\$450.00	\$2,700.00
3	Regrade existing ditch, complete in place, the sum of:	LF	420	\$16.00	\$6,720.00
4	Remove and dispose of existing storm sewer, complete in place, the sum of:	L.F.	55	\$25.00	\$1,375.00
5	24" RCP storm sewer including bedding and backfill, complete in place, the sum of:	L.F.	55	\$150.00	\$8,250.00
6	Hydromulching along ditch regrading areas, complete in place, the sum of:	LS	1	\$2,000.00	\$2,000.00
7	Culvert cleaning to match proposed ditch flowline elevations including disposal of material removed , complete in place, the sum of:	L.F.	55	\$40.00	\$2,200.00
North Side Ditch Regrading Items Subtotal:					\$36,895.00
Contingency and Market Volatility (10%):					\$3,690.00
Northside Ditch Regrade Items Total:					\$40,590.00

These estimates are presented for planning purposes only and are subject to change as the project progresses

TO: Members of the City Council

FROM: Joe Moore, City Engineer

MEETING DATE: April 24, 2023

SUBJECT: Consideration and possible action on the Engineer's Report.

Agenda Item: 10

Summary

The Engineer Status report includes the following:

- 96-inch CMP Replacement Project
- 96-inch CMP Temporary Stabilization
- Tokeneke & Country Squires Improvements Project
- Piney Point Circle - Additional Easements
- Williamsburg Drainage Improvements
- St. Francis & South Cheska
- Development Process Improvements
- Greenbay & Tynebridge Sidewalk Ramp
- Ditch Regrading:
 - Memorial Drive
 - Green Oaks
 - #8 Tokeneke
- 11227 Wilding Lane
- Future Projects
 - Smithdale Road Sidewalk Improvements
 - Lift of Potential Asphalt Paving Improvement Projects:
 - Innisfree
 - Williamsburg
 - Tokeneke Trail
 - Asphalt Reclamation
 - Asphalt Mill & Overlay
- Potential Storm Sewer Cost Share Projects for Chuckanut, Greenvale, Innisfree, Jamestown, Williamsburg, Wendover and Piney Point Circle

See attached report.



Engineer's Status Report
City of Piney Point Village
HDR Engineering, Inc.
City Council Meeting Date: April 24, 2023
Submit to City: April 20, 2023

CURRENT PROJECTS

1. 96-inch CMP Replacement Project

City Council awarded the project to A.R. Turnkee Construction at the April 11th City Council meeting. HDR has prepared the contract documents for execution and delivered them to the Contractor to execute. HDR will deliver the contracts to the City after they have been received from the Contractor and checked for completion. In the meantime, HDR will be scheduling a pre-construction meeting with the Contractor.

2. 96-inch CMP Temporary Stabilization

HDR continues to monitor the open trench for signs of erosion and failure of the stabilization. To-date, the temporary trench protection and stabilization appear to be working well and signs of erosion are minimal. The rental costs for the trench safety including 2-10'x20' trench boxes, 12-8'x20' steel plates, and 100' feet of water jersey barriers is \$23,120.97. Council has previously approved rental costs for January, February, and March which have been paid. A separate agenda item has been included to discuss and take possible action on the rental charges for the month of April. HDR has written in the Contract for the 96-inch Replacement Project that AR Turnkee will be responsible for rent starting the day that the Notice to Proceed.

3. Tokeneke & Country Squires Improvements Project

The Contractor has reported to have completed the minor punch list items on Tokeneke, South and North Country Squire, and Bothwell Way. HDR will be performing an inspection to verify completion. The Contractor has also completed the work on Green Vale. HDR will be performing a walkthrough on this street to prepare a punch list of items to be addressed by the Contractor. It is anticipated that the project will be submit for closeout next month.

4. Piney Point Circle - Additional Easements

HDR has issued a Notice to Proceed for the preparation of easements in the widths previously presented to City Council at 11303 & 11302 Piney Point Circle and 11408 & 11406 Memorial. This will allow for the final preparation of the easement documents to be provided to the homeowners to sign.

5. Williamsburg Drainage Improvements

Councilman Dodds, Bobby, and HDR held a meeting with resident on Williamsburg Tuesday, April 18th, to present the storm sewer design and updated Opinion of Probable Construction Costs. The terms of the 50/50 cost share and questions about construction were also discussed. A representative from the U.S. State Department was also in attendance serving as a representative for 11312 Williamsburg (previously the Iranian consulate). It appears that the south side of the street is very interested in the project and cost sharing agreement. The only resident on the north side that is interested in Mr. Estopinal at 11310



Williamsburg. A separate agenda item is included for discussion and direction on the path forward on Williamsburg.

6. St. Francis & South Cheska

The City and HDR performed an inspection of the St. Francis construction site on Thursday, April 13th, and forward several issues with unused materials, site grading, drainage, and storm water pollution prevention. The City issued a letter listing these discrepancies and provided a 10 day deadline to address the issues which expires on Thursday, April 27th. The city and HDR will continue to monitor the site for compliance with the temporary drainage plan.

St. Francis also surveyed the just inside of the common St. Francis and Cheska property line at #15, #17, #21, #25, and #29 South Cheska to verify the ability of these properties to sheet flow onto St. Francis per the SUP. It was determined that the South Cheska property elevations were higher than St. Francis in all locations except for a portion of #21 and #17. St. Francis has submit a revised drainage plan to address the property line elevation differences. This plan is currently under review.

7. Development Process Improvements

HDR is now performing drainage inspections twice a week, on Tuesdays and Thursdays. HDR is also preparing an inspection app using ESRI GIS to perform drainage inspection using the app which will allow for real-time tracking and transmission of drainage inspection results to requestors and the City. Annette will be able to use a dashboard to monitor inspection status, inspection history, and many other metrics.

HDR is also working on incorporating the plan submittal process into GIS or similar platform allowing submittal confirmation and for their status to be tracked throughout the review process.

8. Greenbay & Tynebridge Sidewalk Ramp

Per the City's request, HDR modified the proposed curb ramp improvements at the intersection of Greenbay and Tynebridge based on Council input at the March meeting and re-solicited quotes. Quotes received are in a separate agenda item for discussion and possible action.

9. Ditch Regrading

Council approved a quote from ICS to regrading ditches and clean culverts on Memorial, Green Oaks, and 8 Tokeneke at the April 11th Council meeting. A Notice to Proceed has been issued and the Contractor currently scheduling the work. When the schedule has been received HDR will notify effected residents.

10. 11227 Wilding Lane

The resident at 11227 Wilding Lane has approached the City with complaint of standing water in the ditch in the ROW in front of his home. Councilman Dodds and HDR met with the resident to discuss the cause of the issue and potential solutions. The resident is requesting that the City install an inlet or two to drain the standing water in the ditch.



FUTURE PROJECTS

11. Smithdale Road Sidewalk Improvements

The City and HDR discussed the potential sidewalk project on Smithdale with SBISD's Travis Stanford. Mr. Stanford requested additional information on the project and stated that he would present the project to his board.

12. Lift of Potential Asphalt Paving Improvement Projects:

- **Innisfree**
 - As discussed during the November Engineering Meeting, the pavement on Innisfree, most specifically the cul-de-sac, is in poor condition and in need of repair or replacement.
- **Williamsburg**
 - The pavement was noted as having a higher deterioration level in the 2018 Update to the Street Condition Assessment Document. Since that time a home was constructed on the street and two residents installed storm sewer to replace the existing ditch causing additional wear on the pavement. There is notable heavy cracking near the locations of those improvements. It is recommended that the pavement not be repaired or replaced until after potential storm sewer improvements are completed.
- **Tokeneke Trail**
 - The street has seen considerable construction activity in recent years with two new home constructions and the current storm sewer improvements project. There are two potholes on the west end of the street in need of more immediate repairs.
- There are two likely rehabilitation methods that could be used to improve the pavement on these streets; 1) Asphalt Reclamation and 2) Asphalt Mill & Overlay. A recommendation for which method could be provided after a geotechnical investigation on the condition of the existing pavement base course and subgrade is completed. The OPCC of each option is as follows:
 - **Asphalt Reclamation:**
 - Innisfree: \$120,750
 - Tokeneke Trail: \$129,900
 - Williamsburg: \$131,080
 - **Total: \$381,730**
 - **Asphalt Mill & Overlay:**
 - Innisfree: \$96,900
 - Tokeneke Trail: \$107,800
 - Williamsburg: \$107,200
 - **Total: \$311,900**

13. List of Potential Storm Sewer Cost Share Projects

- Chuckanut
- Greenvale
- Innisfree
- Jamestown
- Williamsburg
- Wendover
- Piney Point Circle (if made public)



INNISFREE



INNISFREE



INNISFREE



INNISFREE



11314

INNISFREE

TO: The Honorable Mayor and Members of the City Council

FROM: Bobby Pennington; City Administrator

MEETING DATE: April 24, 2023

SUBJECT: Consideration and possible action on approval of the minutes for the Regular Session Council Meeting held on March 27, 2023.

Agenda Item: 11

Informational Summary

The following is the draft of minutes from the regular council meeting held on Monday, March 27, 2023.

Recommendation

Staff recommends approval of the minutes from the regular council meeting held on March 27, 2023.

MINUTES OF A CITY OF PINEY POINT REGULAR COUNCIL MEETING MONDAY, MARCH 27, 2023, 6:00 P.M. AT CITY HALL CHAMBERS, 7676 WOODWAY DRIVE, SUITE 300, HOUSTON, TEXAS.

Councilmembers Present: Mayor Mark Kobelan, Michael Herminghaus, Dale Dodds, Joel Bender, Aliza Dutt, Brian Thompson.

City Representatives Present: Bobby Pennington, City Administrator; Loren Smith, Acting City Attorney; Ray Schultz, Police Chief; Annette Arriaga, Director of Planning & Development; Joe Moore, City Engineer; Howard Miller, Interim Fire Chief.

Call To Order

- Mayor Kobelan declared a quorum and called the meeting to order at 6:02 p.m.

Pledge Of Allegiance

- Council led the Pledge of Allegiance to the United States of America Flag.

Citizens Wishing to Address Council

- There were no general comments.

Agenda

1. Consideration and possible action on the Memorial Villages Police Department Monthly Report.

- Chief Schultz reported the activities of the police department for the month of February.
- No action was taken.

2. Consideration and possible action on the Village Fire Department Monthly Report.

- Interim Fire Chief Miller reported the activities of the fire department for the month of February.
- No action was taken.

3. Consideration and possible action on Village Fire Department Budget Amendments and Ordinance No. 2023.03.27 amending the City of Piney Point Village 2023 Budget to account for an increase assessment for Village Fire Department services.

- VFD Amendment 2023-01 request a use of FY22 surplus for purchase of the two new ambulances with power-load systems. VFD Amendment 2023-02 request a use of FY22 surplus and increase funding for purchase of 8 additional radios & accountability software, plus 29 sets of bunker gear. Both VFD amendment request conclude increasing the city assessment by \$10,492 to fund the deficit gap in VFD FY23.
- Councilmember Bender made a motion to approve Village Fire Department Budget Amendments and Ordinance No. 2023.03.27 amending the 2023 Budget to account for an increase assessment, seconded by Councilmember Herminghaus.
AYES: Herminghaus, Dodds, Bender, Dutt, and Thompson.
NAYS: None.
- The motion carried.

4. **Consideration and possible action to approve Resolution No. 2023.03.27A supporting Spring Branch Independent School District funding measures in the 88th Texas Legislative Session.**
 - Councilmember Thompson made a motion to approve Resolution No. 2023.03.27A supporting Spring Branch Independent School District funding measures, seconded by Councilmember Bender.
AYES: Herminghaus, Dodds, Bender, Dutt, and Thompson.
NAYS: None.
 - The motion carried.

5. **Consideration and possible action on Resolution No. 2023.03.27B suspending the rates proposed by CenterPoint Energy Resources Corporation Gas Reliability Infrastructure Program (GRIP).**
 - Councilmember Herminghaus made a motion to approve Resolution No. 2023.03.27B suspending the rates proposed by CenterPoint GRIP, seconded by Councilmember Bender.
AYES: Herminghaus, Dodds, Bender, Dutt, and Thompson.
NAYS: None.
 - The motion carried.

6. **Discuss and consider possible action on the Mayor's Monthly Report, *including but not limited to:* Greenbay Landscape Beautification at Robbins Drive.**
 - Discussion included comments from residents in favor of the beautification project without the option of a sidewalk or path.
 - Councilmember Thompson made a motion to approve the option with no sidewalk for Greenbay Landscape Beautification at Robbins Drive, seconded by Councilmember Bender.
AYES: Herminghaus, Dodds, Bender, Dutt, and Thompson.
NAYS: None.
 - The motion carried.

7. **Discuss and consider possible action on the City Administrator's Monthly Report, *including but not limited to:* Reject Refund Request on Temporary Certificate of Occupancy - 11219 Hermosa; Short-Term Lease on Single-Family Dwellings; Blalock Tree Plantings; Fiberoptic Update; Update on Specific Use Permit Projects; Financial Report and Audit Update; and Tokeneke and Country Squires Improvements Project - Pay Estimate No. 5.**
 - Information was provided and discussion proceeded.
 - No action was taken.

8. **Consideration and possible action on Resolution No. 03.27.23C, declaring certain personal property owned by the City of Piney Point Village to be surplus property and authorizing the City Administrator to dispose of such property.**
 - Councilmember Dodds made a motion to approve on Resolution No. 03.27.23C, declaring certain personal property owned by the City of Piney Point Village to be surplus property and authorizing the City Administrator to dispose of such property, seconded by Councilmember Herminghaus.
AYES: Herminghaus, Dodds, Bender, Dutt, and Thompson.
NAYS: None.
 - The motion carried.

9. Consideration and possible action on employee health insurance renewal with the Memorial Villages Police Department.

- Councilmember Thompson made a motion to approve employee health insurance renewal with the Memorial Villages Police Department, seconded by Councilmember Dutt.

AYES: Herminghaus, Dodds, Bender, Dutt, and Thompson.

NAYS: None.

- The motion carried.

10. Consideration and possible action on the purchase of a Street Line Striper Machine.

- Councilmember Dutt made a motion to authorize the City Administrator to purchase a Street Line Striper Machine, seconded by Councilmember Herminghaus.

AYES: Herminghaus, Dodds, Bender, Dutt, and Thompson.

NAYS: None.

- The motion carried.

11. Consideration and possible action on quotes received for the installation of a curb ramp at the intersection of Greenbay and Tynebridge to provide access to the sidewalk on the north side of Greenbay Drive from residents in the Tynewood subdivision.

- Information was provided and discussion proceeded. Staff is to provide additional information on a recommended design for a pedestrian crossing.
- No action was taken.

12. Consideration and possible action on temporary trench shoring rental costs associated with the 96-inch CMP South Piney Point Road sinkhole.

- Councilmember Thompson made a motion to approve temporary trench shoring rental costs of \$23,120.97 for March associated with the 96-inch CMP, seconded by Councilmember Bender.

AYES: Herminghaus, Dodds, Bender, Dutt, and Thompson.

NAYS: None.

- The motion carried.

13. Consideration and possible action on a reassessment of 11204 Wilding Lane driveway apron constructed under Wilding Lane Capital Improvement Project.

- No action taken.

14. Consideration and possible action on the reduction of retainage for the Tokeneke & Country Squires Improvements Project.

- No action taken.

15. Consideration and possible action on the Engineer's Report.

- Information was provided and discussion proceeded.
- No action taken.

16. Consideration and possible action on approval of minutes for the Regular Session Meeting held on February 27, 2023.

- Councilmember Bender made a motion to approve the minutes for the Regular Session Meeting held on February 27, 2023, seconded by Councilmember Dodds.

AYES: Herminghaus, Dodds, Bender, Dutt, and Thompson.

NAYS: None.

- The motion carried.

17. Consideration and possible action on any future agenda items, meeting dates, and similar matters.

- Council agreed by consensus to hold a special meeting of council to be held on April 11, 2023, adjusting the time to 5:30 p.m.
- No further action taken.

18. EXECUTIVE SESSION: The City Council will adjourn into closed executive session pursuant to Section 551.071 of the Texas Government Code (Consultation with Attorney), and pursuant to Section 551.074 of the Texas Government Code (Personnel Matters), specifically to deliberate the duties of the City's Commissioner to the Village Fire Commission.

- Council adjourned into closed session at 8:08 p.m.
- Council reconvened into open session at 8:28 p.m.

19. Discuss and consider possible action on items discussed in Executive Session.

- No action was taken.

20. Adjourn.

- Councilmember Bender made a motion for adjournment, seconded by Councilmember Dodds.
- Mayor Kobelan adjourned the meeting at 8:28 p.m.

PASSED AND APPROVED this 24th day of April 2023.

Mark Kobelan
Mayor

Robert Pennington
City Administrator / City Secretary

TO: The Honorable Mayor and Members of the City Council

FROM: Bobby Pennington; City Administrator

MEETING DATE: April 24, 2023

SUBJECT: Consideration and possible action on approval of minutes for the Special Council Meeting held on April 11, 2023.

Agenda Item: 12

Informational Summary

The following is the draft of minutes from the special council meeting held on Tuesday, April 11, 2023.

Recommendation

Staff recommends approval of the minutes from the special council meeting held on April 11, 2023.

MINUTES OF A CITY OF PINEY POINT SPECIAL COUNCIL MEETING TUESDAY, APRIL 11, 2023, 5:30 P.M. AT CITY HALL CHAMBERS, 7676 WOODWAY DRIVE, SUITE 300, HOUSTON, TEXAS.

Councilmembers Present: Mayor Mark Kobelan, Michael Herminghaus, Dale Dodds, Joel Bender, Aliza Dutt, Brian Thompson.

City Representatives Present: Bobby Pennington, City Administrator; David Olson, City Attorney; Ray Schultz, Police Chief; Joe Moore.

Call To Order

- Mayor Kobelan declared a quorum and called the meeting to order at 5:31 p.m.

Pledge Of Allegiance

- Council led the Pledge of Allegiance to the United States of America Flag.

Citizens Wishing to Address Council

- There were no general comments.

Agenda

1. Consideration and possible action on the award of the construction contract for the South Piney Point Road 96-inch Replacement Project.

- HDR reviewed the qualifications and checked references for the lowest two bidders on the project and a letter of recommendation was submitted to Council by HDR confirming AR Turnkey Construction Co. Inc. appearing capable of performing the specified work.
- This project is to be supported using American Rescue Plan Act (ARPA) funding.
- Councilmember Dodds made a motion to approve the award of the construction contract for South Piney Point Road CMP Replacement Project to AR Turnkey Construction Co. Inc. at low bid of \$1,608,975.00, seconded by Councilmember Bender.

AYES: Herminghaus, Dodds, Bender, Dutt, and Thompson.

NAYS: None.

- The motion carried.

2. Consideration and possible action on quotes received for ditch regrading and culvert cleaning at 8 Tokeneke, 11531 and 11527 Green Oaks Drive, and on Memorial Drive near Merrie Way.

- Obtainable project quotes include On Par Civil Services at \$51,000.00; T Construction at \$46,870.00; and Infrastructure Construction Services (ICS) at \$28,030.00.
- Councilmember Herminghaus made a motion to approve ditch regrading and culvert cleaning for locations as stated to ICS for \$28,030.00, seconded by Councilmember Dodds.

AYES: Herminghaus, Dodds, Bender, Dutt, and Thompson.

NAYS: None.

- The motion carried.

3. Consideration and possible action on a contract amendment to HDR's contract for professional engineering services on the Tokeneke and Country Squires Improvements Project.

- Councilmember Bender made a motion to amend HDR's contact for professional engineering services on the Tokeneke and Country Squires Improvements Project, an increase of \$6,300 related to site representation fees, seconded by Councilmember Dodds.

AYES: Herminghaus, Dodds, Bender, Dutt, and Thompson.

NAYS: None.

- The motion carried.

4. Consideration and possible action on specific project signage for Memorial Drive Elementary declaring public school funding.

- Spring Branch Independent School District decided not to pursue the installation of the district standard bond sign.
- Council agreed by consensus to allow for a V-Link notification to reach residents regarding RebuildMDE fundraising efforts.
- No further action taken.

5. Consideration and possible action on any future agenda items, meeting dates, and similar matters.

- Council agreed by consensus to waive the April engineering meeting.

6. EXECUTIVE SESSION: The City Council will adjourn into closed executive session pursuant to Section 551.071 of the Texas Government Code (Consultation with Attorney).

- Executive session was not conducted.

7. Discuss and consider possible action on items discussed in Executive Session.

- There was no executive session.

8. Adjourn.

- Councilmember Bender made a motion for adjournment, seconded by Councilmember Thompson.
- Mayor Kobelan adjourned the meeting at 6:01 p.m.

PASSED AND APPROVED this 24th day of April 2023.

Mark Kobelan
Mayor

Robert Pennington
City Administrator / City Secretary